

# THE FRONT ROW



**LEAGUE  
UNLIMITED**

**2023 NRL FINALS WEEK 3  
NRLW SEMI FINALS**

VOLUME 4 · ISSUE 30



**FINALS  
WEEK 3**

**SEMI  
FINALS**

**NRL & NRLW MATCH PROGRAMME · INCLUDES FIXTURES, TEAMLISTS, RESULTS FOR UK, NSWRL, QRL**

# THE PROGRAMME

## GAME DAY COMPANION

- TEAM LISTS
- PREVIEWS
- MATCH DETAILS & STATS

### NRL FINALS WEEK 3

### NRLW SEMI FINALS

#### FROM THE UK

SUPER LEAGUE Round 27

CHAMPIONSHIP Round 27

WOMENS SUPER LEAGUE Semi Finals

#### NSWRL GRAND FINAL DAY

NSW CUP Grand Final

JERSEY FLEGG Grand Final

PRESIDENTS CUP Grand Final



### FRIDAY 22 SEPTEMBER 2023

PRELIMINARY FINAL

**PENRITH v MELBOURNE**

7:50PM @ ACCOR



### SATURDAY 23 SEPTEMBER 2023

PRELIMINARY FINAL

**BRISBANE v WARRIORS**

7:50PM @ SUNCORP




### SUNDAY 24 SEPTEMBER 2023

SEMI FINAL

**NEWCASTLE v BRISBANE**

2:05PM @ McDONALD JONES



SEMI FINAL

**SYDNEY v GOLD COAST**

4:15PM @ ALLIANZ

## QRL GRAND FINAL DAY RESULTS

### 2023 HOSTPLUS CUP GRAND FINAL

**BRISBANE TIGERS (22)** Tries: Max Lehmann, Kane Bradley, Tristan Powell; Goals: Jonah Pezet 5/5 **DEF BURLEIGH BEARS (18)** Tries: Tony Francis 3, Sami Sauluma; Goals: Tyrone Roberts 1/4 at Kayo Stadium, Redcliffe / Kabi Kabi, Sunday 17 September 2023 at 5:30pm

### 2023 U21 HASTINGS DEERING COLTS GRAND FINAL

**TOWNSVILLE BLACKHAWKS (40)** Tries: Jamal Shibusaki 2, Ragarive Wavik, Jesse Yallop, Cathane Hill, Wil Sullivan, Jeremiah Matautia; Goals: Ragarive Wavik 6/8 **DEF BRISBANE TIGERS (0)** at Kayo Stadium, Redcliffe / Kabi Kabi, Date: Sunday 17 September 2023 at 3:15pm



We'd like to thank RugbyLeagueProject.org for their support and use of various statistics throughout this publication. Contact us by email - [media@leagueunlimited.com](mailto:media@leagueunlimited.com). LeagueUnlimited.com © 2023.

**MANAGERS** Steven Williams & Coby Delaney **EDITOR** Tim Costello **CONTRIBUTORS** Andrew Ferguson, Shawn Dollin, Beth Nicholls, Rob Crosby, Josh Robertson, Kelly Hollis, Andy P, Sam Bourke, Justin Davies

# NSWRL GRAND FINAL DAY

## 2023 KNOCK ON EFFECT NSW CUP GRAND FINAL

### SOUTH SYDNEY RABBITOHS V NORTH SYDNEY BEARS

Commbank Stadium, Parramatta / Burramattagal  
 Sunday 24 September 2023, 3:00pm // Referee: Cameron PADDY; Sideline Officials: Tom CAMBOURN, Nick BEASHEL; Video Referee: Liam KENNEDY

SOUTH SYDNEY		V		NORTH SYDNEY
Blake Taaffe	1	FB	1	Josh Bergamin
Tom Carr	2	W	2	Allan Fitzgibbon
Izaak Tu'itupou Thompson	3	C	3	Kieran Hayman
Jacob Gagai	4	C	4	Toa Mata'afa
Tyrone Munro	5	W	5	Fetalaiga Pauga
Dion Teauapa	6	FE	6	Jesse Marschke
Dean Hawkins	7	HB	7	Ben Stevanovic
Shaquai Mitchell	8	FR	8	Terrell May
Peter Mamouzelos	9	HK	9	Tyran Ott
Brock Gray	10	FR	10	Kurt De Luis
Ben Lovett	11	2R	11	Elie El-Zakhem
Ethan O'Neill	12	2R	12	Reuben Porter
Tallis Duncan	13	L	13	Zach Dockar-Clay
Shannon Gardiner	14	INT	14	Ben Marschke
Matthew French	15		15	Fletcher Baker
Jaxson Rahme	16		16	Ben Thomas
Yileen Gordon	17		17	Jerry Key
Leonard Skelton	18	RES	18	Ben Talty
Tristian Alvarado	19		19	Alfred Smalley
			21	Ben Seufale

## 2023 U21 JERSEY FLEGG CUP GRAND FINAL



### CANTERBURY-BANKSTOWN BULLDOGS V SYDNEY ROOSTERS

Commbank Stadium, Parramatta / Burramattagal  
 Sunday 24 September 2023, 1:00pm // Referee: Kieren IRONS; Sideline Officials: Nathan LOVEDAY, Liam NICHOLLS

CANTERBURY		V		SYDNEY
Joash Papali'i	1	FB	1	Owen Flaherty
Jordi Mazzone	2	W	2	Xavier Chatfield-Mooka
Danny Gabrael	3	C	3	Kyron Fekitoa
Eli Clark	4	C	4	Vaiala Tamati
William Afualo	5	W	5	Tavita Henare-Schuster
Karl Oloapu	6	FE	6	Jake Elliott
Joseph O'Neil	7	HB	7	Cassius Tia
Jack Todd	8	FR	8	Sione Vaenuku
Reuben Moyle	9	HK	9	Alan Holten
Lipoi Hopoi	10	FR	10	Taylor Logan
Harry Hayes	11	2R	11	Phoenix Steinwede
Luke Smith	12	2R	12	Max McCathie
Damon Marshall	13	L	13	Caleb Tohi
Jonah Glover	14	INT	15	Salesi Foketi
Tim Johannssen	15		16	Jordan Swann
Fahmy Toilalo	16		17	Braith Alexander
Zac Montgomery	17		18	Lafi Tuinauvai
Lajuan Vito	24	RES	19	Benaiah Ioelu
Joseph Teauapa	19		20	Angus Fahey
Jonathan Sua	20		21	Blake Steep
Epeli Sukanaivalu	23		22	Christian Abal
Stone Moala	26		23	Emery Jolliffe

## PREVIEW WITH ROB CROSBY

### Foundation rivals face off once again

Two of rugby league's foundation clubs will renew hostilities on Sunday afternoon when the South Sydney Rabbitohs and North Sydney Bears face off for the right to be crowned Knock-On Effect Cup premiers.

Holding the distinction as the most successful reserve grade club in premiership history with 20 titles, the South Sydney Rabbitohs will make their first appearance in a reserve grade grand final in 40 years on Sunday afternoon.

Naming a 19-man squad containing nine players who featured in the NRL this season, headlined by the return of Blake Taaffe in his final game for the club, the Rabbitohs finished the regular season in second position with the fifth best attack and eighth best defence.

Getting the better of New Zealand (26-12) in the Major Preliminary Semi Final, the Rabbitohs became the first team through to the decider after defeating North Sydney (30-24) a fortnight ago.

Coach Joe O'Callaghan will be looking to lead the Rabbitohs to their first reserve grade title since 1983, while Yileen Gordon, who debuted in first grade as an outside back at the age of 18 in 2005, will come off the bench in the front-row at the end of a well-travelled career.

Serving as the feeder team for the Sydney Roosters for the past five seasons, the North Sydney Bears will be eyeing off their ninth reserve grade premiership - and first since last claiming the title in 1993.

Naming a 20-man squad featuring eight players with first grade experience, including Junior Pauga, Terrell May and Fletcher Baker who featured in the Roosters NRL semi final defeat last Friday, the Bears finished the regular season as minor premiers, ranked second in attack and defence respectively.

Earning their place in the big dance after losing the Major Semi Final to South Sydney (24-30), the Bears bounced back last Saturday by holding off a fast-finishing New Zealand (28-24).

Coach Jason Taylor will be hoping his team can go one better than the last North Sydney side to reach a reserve grade decider, where the Bears, acting as the feeder team for South Sydney, conceded a try on full-time to go down to Parramatta in 2007.

**Last Meeting:** Major Semi Final, 2023 - North Sydney Bears 24 South Sydney Rabbitohs 30

**Who to watch:** Leading with distinction as a ball playing lock-forward this season, North Sydney captain Zach Dockar-Clay will play a vital role in the Bears' bid to achieve grand final success. Boasting a wealth of experience in the NSW state league, along with a stint in England with Hull KR, the 28-year-old realised his lifelong dream of

breaking into the NRL last season with Canterbury-Bankstown and represented the Māori All Stars earlier this season. Finishing as one of only two players to appear in every game for the club in 2023, the 28-year-old has been a key contributor with eight tries and six assists, and received deserved recognition as 18th man for the Roosters on three occasions midway through the year.



Earmarked as a star of the future and going on to make an impression when given an opportunity in first grade, South Sydney forward Tallis Duncan shapes as a player with the capacity to blow the game open for the Rabbitohs. Making 18 appearances in reserve grade to go along with seven starts in first grade this season, the 21-year-old forward has shown explosive form at times with long range breaks and a knack for breaking tackles. Contracted to the club for the next two seasons, Duncan will be hoping his time in reserve grade ends on a high ahead of a long career to come in the NRL.

**The favourite:** With both teams winning one fixture apiece during the regular season, the Rabbitohs success in the Major Semi Final a fortnight ago has the red and green favoured to get the job done.

**My tip:** Having endured more than their share of disappointment in finals matches as a club historically, the experience in the North Sydney ranks should be enough to get the Bears over the line. **Bears by 10.**

*The winner of the Knock-On Effect Cup will face the Brisbane Tigers - Hostplus Cup premiers - in the State Championship to be played as a curtain raiser on NRL Grand Final day next Sunday.*

## PRELIMINARY FINAL RESULTS NSW CUP

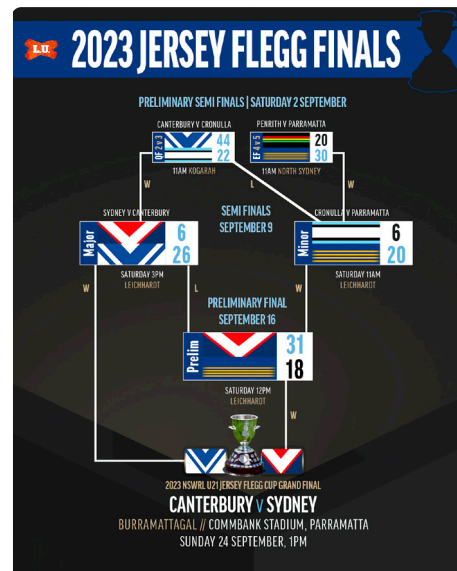
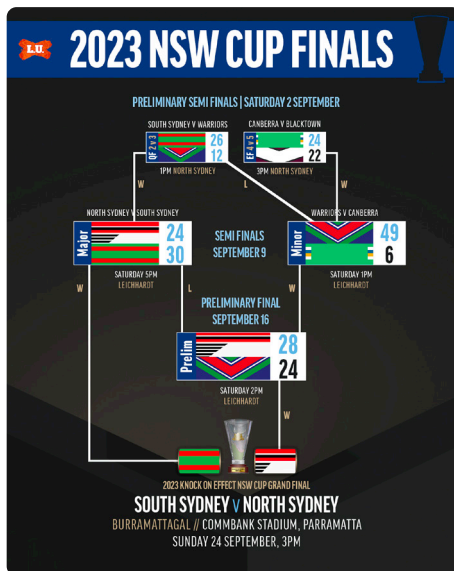
**North Sydney Bears (28)** Tries: Jesse Marschke 2, Toa Mata'afa, Ben Talty, Allan Fitzgibbon; Goals: Ben Stevanovic 4/5 **def Warriors (24)** Tries: Bunty Afoa, Kalani Going, Setu Tu, Ali Leiataua; Goals: Ronald Volkman 4/4 at **Leichhardt Oval, Lilyfield / Wanngal**

## JERSEY FLEGG CUP

**Sydney Roosters (31)** Tries: Xavier Chatfield-Mooka 2, Vaiala Tamati, Salesi Foketi, Owen Flaherty, Tavita Henare-Schuster; Goals: Cassius Tia 3/6; Field Goals: Cassius Tia 1 **def Parramatta Eels (18)** Tries: Matthew Komolafe, Blaize Talagi, Ethern Martin; Goals: Ethan Sanders 3/4 at **Leichhardt Oval, Lilyfield / Wanngal**

## SUNDAY: PRESIDENTS CUP FINAL

**St Marys v Maitland Pickers** 11:00am, Commbank Stadium  
 Referee: Damian BRADY  
 Sideline Officials: Karra-Lee NOLAN, Cameron TURNER





# PENRITH PANTHERS MELBOURNE STORM

## FIRST PRELIMINARY FINAL

VENUE	ACCOR STADIUM	Adam GEE	REFEREE
LOCATION	WANNGAL   SYDNEY OLYMPIC PARK	Chris SUTTON, Dave MUNRO	TOUCH JUDGES
DAY & TIME	FRIDAY 22 SEPTEMBER 2023   7:50PM AEST	Grant ATKINS	NRL BUNKER

P	T	G	FG	Pts	Age	
24	11	2	-	48	27	Dylan EDWARDS <b>1</b>
24	11	-	-	44	20	Sunia TURUVA <b>2</b>
14	10	-	-	40	21	Izack TAGO <b>3</b>
22	14	20	-	96	22	Stephen CRICHTON <b>4</b>
21	18	-	-	72	24	Brian TO'O <b>5</b>
20	3	-	-	12	26	Jarome LUAI <b>6</b>
20	6	78	5	186	25	Nathan CLEARY <b>7</b>
24	2	-	-	8	27	Moses LEOTA <b>8</b>
21	-	-	-	-	25	Mitch KENNY <b>9</b>
21	-	-	-	-	27	James FISHER-HARRIS <b>10</b>
21	4	-	-	16	30	Scott SORENSEN <b>11</b>
16	6	-	-	24	26	Liam MARTIN <b>12</b>
22	4	-	-	16	28	Isaah YEO <b>13</b>
11	-	5	1	11	25	Jack COGGER <b>14</b>
21	-	-	-	-	23	Lindsay SMITH <b>15</b>
19	1	-	-	4	22	Spencer LENIU <b>16</b>
9	1	-	-	4	27	Luke GARNER <b>17</b>
15	10	-	-	40	31	Tyrone PEACHEY <b>18</b>
11	-	-	-	-	30	Matt EISENHUTH <b>19</b>
21	3	-	-	12	26	Zac HOSKING <b>20</b>
2	1	-	-	4	23	Luke SOMMERTON <b>21</b>
5	5	-	-	20	22	Thomas JENKINS <b>22</b>

Ivan CLEARY

### FULLBACK

### WING

### CENTRE

### CENTRE

### WING

### FIVE-EIGHTH

### HALFBACK

### FRONT ROW

### HOOKER

### FRONT ROW

### SECOND ROW

### SECOND ROW

### LOCK

### INTERCHANGE

### RESERVES

### COACH

	Age	P	T	G	FG	Pts
<b>1</b>	25	24	10	91	-	222
<b>2</b>	25	24	17	-	-	68
<b>3</b>	28	9	3	-	-	12
<b>4</b>	29	16	5	-	-	20
<b>5</b>	26	21	5	-	-	20
<b>6</b>	28	21	8	1	-	34
<b>7</b>	28	21	7	-	-	28
<b>8</b>	29	20	1	-	-	4
<b>9</b>	25	24	9	-	-	36
<b>10</b>	28	24	2	-	-	8
<b>11</b>	22	25	2	-	-	8
<b>12</b>	23	20	6	-	-	24
<b>13</b>	28	25	3	-	-	12
<b>14</b>	23	14	2	-	-	8
<b>15</b>	30	17	-	-	-	-
<b>16</b>	27	19	3	-	-	12
<b>17</b>	33	14	1	-	-	4
<b>18</b>	23	6	2	-	-	8
<b>19</b>	27	21	1	-	-	4
<b>20</b>	19	1	2	-	-	8
<b>21</b>	27	6	-	-	-	-
<b>22</b>	31	1	-	-	-	-

Craig BELLAMY

1	2	3	4	5	6	7	8	9	10	11	12	13	14	15	16	PENALTIES	1	2	3	4	5	6	7	8	9	10	11	12	13	14	15	16
1	2	3	4	5	6	7	8	9	10	11	12	13	14	15	16	SCRUMS	1	2	3	4	5	6	7	8	9	10	11	12	13	14	15	16
1	2	3	4	5	6	7	8	9	10	11	12	13	14	15	16	SET RESTARTS	1	2	3	4	5	6	7	8	9	10	11	12	13	14	15	16



## BROADCAST

WATCH	NINE NETWORK, 9NOW, FOX LEAGUE, KAYO SPORTS
LISTEN	ABC SPORT, CHECK GUIDES FOR OTHERS
READ	<a href="#">LIVE BLOG - LEAGUEUNLIMITED.COM</a>

## HEAD TO HEAD: 1998 - 2023

	TOTAL	PENRITH	MELBOURNE	DRAWN
ALL MATCHES	43	14	29	0
ACCOR	1	0	1	0
FINALS	2	1	1	0

## LAST FIVE MEETINGS

YEAR	ROUND	RESULT	VENUE	CROWD
2021	Prelim Final	PENRITH 10-6	Suncorp Stadium	29,011
2022	Round 10	PENRITH 32-6	Suncorp Stadium	46,545
2022	Round 22	MELBOURNE 16-0	Bluebet Stadium	15,612
2023	Round 18	PENRITH 34-16	Marvel Stadium	26,829
2023	Round 23	PENRITH 26-6	Bluebet Stadium	19,953

## BIGGEST WINS

YEAR	ROUND	RESULT	VENUE	CROWD
2022	Round 10	PENRITH 32-6	Suncorp Stadium	46,545
2004	Round 17	MELBOURNE 66-14	Olympic Park Stadium	9,042

## THINGS TO KNOW

- Nick MEANEY has 199 NRL goals and 47 NRL tries
- Xavier COATES has 49 NRL tries
- Jahrome HUGHES has 49 tries for Melbourne
- Penrith have won their last 7 straight finals games. Only 5 teams have achieved better and the last to do so was the Dragons of 1963-66.
- Melbourne have won just 1 of their last 5 games played in September
- Penrith have won 52 of their last 62 games played in Sydney (83.4% success)

## FORM - LAST THREE

	ROUND 27	FINALS WEEK 1	FINALS WEEK 2
PENRITH	NORTH QLD W 44-12	WARRIORS W 32-6	BYE
MELBOURNE	BRISBANE W 32-22	BRISBANE L 0-26	SYDNEY W 18-13

## WHAT'S NEXT

WINNER Grand Final, Accor Stadium, Sunday 1 October  
LOSER Eliminated

Match stats courtesy of

# RUGBY LEAGUE project

# THE PREVIEW

with Beth NICHOLLS

To open the preliminary matches, Melbourne and Penrith head to Accor Stadium to play for a coveted spot in the Grand Final. The fairytale game that both these two teams are extremely acquainted with.

For the fourth year in a row, the Panthers are playing in a preliminary final and fighting for a place in the Grand Final, after winning the last two and losing against Melbourne in 2020. After convincingly beating the Warriors in the qualifying finals at home, with a 32-6 score line, Penrith will be fresh after having last week off.

After dislocating shoulder in Round 26, Jarome Luai has been named to play, alongside Izack Tago who suffered a pectoral injury, both which are an integral boost to the reigning premiers. These returns see Jack Cogger and Luke Garner return to the interchange bench, shifting Zac Hosking to reserves and Tyrone Peachey to 18th man.

Melbourne managed to keep their 2023 season alive after a 79th minute try from Will Warbrick sealed a win against the Roosters last week, booking their preliminary finals ticket. This must need win came after an embarrassing loss to the Broncos in the qualifying final in the previous week, where the Brisbane side broke their winning drought against the Storm to win 26-0.

Jahrome Hughes is set to return from a calf injury that saw him rested last week, however Xavier Coates is still sidelined after suffering an ankle injury against the Broncos during the first week of finals. Tyran Wishart shifts to the bench, whilst Bronson Garlick is dropped to reserves. Tui Kamikamica is also named in the run-on side despite suffering a head knock against the Roosters.

These two sides are no stranger to each other having met nine times in the past four years. However, Penrith lead the win count, coming out on top six of these occasions, with one of Melbourne's few wins being the 2020 Grand Final.

Penrith are one of the current powerhouse clubs of the NRL, having won back-to-back premierships, as well as winning their past seven finals matches since 2021. They are a side to be reckoned with, and are hard to be stopped, meaning the Storm side will have to bring their A game come Friday night to have any chance of beating the Panthers.

**WHO TO WATCH:** This game will be a battle of the halves, with half of each team's halves pairing returning after respective injuries. Jahrome Hughes and Nathan Cleary will be the key to the attack which will win the game for either the Storm or Panthers.

Hughes celebrated his 50th NRL try against the Dragons during Round 25 of the regular season this year. He has seven tries, 21 try assists and 25 line break assists to his name this year. His combination with halves partner Cameron Munster and hooker Harry Grant is deadly and will be an essential part of the team if they want to claim victory over Penrith.

Cleary is an attacking weapon in the Penrith side and has only continued to prove his value. During the 2023 season he has scored only six tries, however he leads to Penrith side in try assists (18), offloads (29) and line break assists (17). For the first time in a month him and Luai return to their classic halves pairing and hope to find victory again.

**FAVOURITE:** Penrith are heavily favoured to advance to the Grand Final for the fourth time in a row.

**MY TIP:** Melbourne's spine is electric and could win over the Penrith spine, however their forward pack is just lacking. The Storm have struggled across the year with the Bromwich brothers and Felise Kaufusi going up north to the Dolphins. Penrith just have a dominant forward pack and cohesive spine that always works and gives results. If Melbourne want any chance to win, they must hit the ground running and try something different. I think in the end the Panthers will just get over. Panthers by 6.

# BRISBANE BRONCOS WARRIORS

## SECOND PRELIMINARY FINAL

VENUE	SUNCORP STADIUM	Gerard SUTTON	REFEREE
LOCATION	YUGGERA-TURRBAL   MILTON, QLD	Phil HENDERSON, Drew OULTRAM	TOUCH JUDGES
DAY & TIME	SATURDAY 23 SEPTEMBER 2023   7:50PM AEST	Ashley KLEIN	NRL BUNKER

P	T	G	FG	Pts	Age				Age	P	T	G	FG	Pts		
20	9	2	1	41	20	Reece WALSH	<b>1</b>	FULLBACK	<b>1</b>	Charnze NICOLL-KLOKSTAD	27	22	7	-	-	28
18	8	-	-	32	24	Jesse ARTHARS	<b>2</b>	WING	<b>2</b>	Dallin WATENE-ZELEZNIAK	27	19	22	-	-	88
24	13	7	-	66	24	Kotoni STAGGS	<b>3</b>	CENTRE	<b>3</b>	Rocco BERRY	22	15	3	-	-	12
24	13	-	-	52	23	Herbie FARNWORTH	<b>4</b>	CENTRE	<b>4</b>	Adam POMPEY	24	26	5	21	-	60
22	20	-	-	80	21	Selwyn COBBO	<b>5</b>	WING	<b>5</b>	Marcelo MONTOYA	27	26	10	-	-	40
23	14	-	-	56	20	Ezra MAM	<b>6</b>	FIVE-EIGHTH	<b>6</b>	Te Maire MARTIN	27	8	-	-	-	-
21	5	84	3	192	32	Adam REYNOLDS	<b>7</b>	HALFBACK	<b>7</b>	Shaun JOHNSON	32	24	8	71	2	176
20	2	-	-	8	23	Thomas FLEGLER	<b>8</b>	FRONT ROW	<b>8</b>	Addin FONUA-BLAKE	27	25	9	-	-	36
24	4	-	-	16	29	Billy WALTERS	<b>9</b>	HOOKER	<b>9</b>	Wayde EGAN	26	21	6	-	-	24
21	1	-	-	4	23	Payne HAAS	<b>10</b>	FRONT ROW	<b>10</b>	Mitchell BARNETT	29	14	2	-	-	8
22	6	-	-	24	29	Kurt CAPEWELL	<b>11</b>	SECOND ROW	<b>11</b>	Jackson FORD	25	23	4	-	-	16
20	6	-	-	24	23	Jordan RIKI	<b>12</b>	SECOND ROW	<b>12</b>	Marata NIUKORE	26	21	3	-	-	12
21	2	-	-	8	25	Patrick CARRIGAN	<b>13</b>	LOCK	<b>13</b>	Tohu HARRIS	31	22	3	-	-	12
11	-	-	-	-	24	Tyson SMOOTHY	<b>14</b>	INTERCHANGE	<b>14</b>	Dylan WALKER	28	23	3	-	-	12
11	2	-	-	8	21	Brendan PIAKURA	<b>15</b>		<b>15</b>	Jazz TEVAGA	27	10	1	-	-	4
17	-	-	-	-	24	Kobe HETHERINGTON	<b>16</b>		<b>16</b>	Bayley SIRONEN	26	23	2	-	-	8
18	-	-	-	-	26	Keenan PALASIA	<b>17</b>		<b>17</b>	Joshua CURRAN	24	22	4	-	-	16
9	-	-	-	-	28	Corey OATES	<b>18</b>	RESERVES	<b>18</b>	Freddy LUSSICK	22	14	1	-	-	4
20	-	-	-	-	33	Martin TAUPAU	<b>19</b>		<b>20</b>	Taine TUAUPIKI	23	5	-	-	-	-
21	-	-	-	-	29	Corey JENSEN	<b>20</b>		<b>21</b>	Bunty AFOA	26	21	1	-	-	4
5	-	-	-	-	23	Jock MADDEN	<b>21</b>		<b>22</b>	Ali LEIATAUA	20	1	-	-	-	-
4	-	-	-	-	25	Tristan SAILOR	<b>22</b>		<b>23</b>	Edward KOSI	24	11	5	-	-	20

Kevin WALTERS

COACH

Andrew WEBSTER

1	2	3	4	5	6	7	8	9	10	11	12	13	14	15	16	PENALTIES	1	2	3	4	5	6	7	8	9	10	11	12	13	14	15	16
1	2	3	4	5	6	7	8	9	10	11	12	13	14	15	16	SCRUMS	1	2	3	4	5	6	7	8	9	10	11	12	13	14	15	16
1	2	3	4	5	6	7	8	9	10	11	12	13	14	15	16	SET RESTARTS	1	2	3	4	5	6	7	8	9	10	11	12	13	14	15	16

## BROADCAST

WATCH	NINE NETWORK, 9NOW, FOX LEAGUE, KAYO SPORTS
LISTEN	ABC SPORT, CHECK GUIDES FOR OTHERS
READ	LIVE BLOG - LEAGUEUNLIMITED.COM

## HEAD TO HEAD: 1995 - 2023

	TOTAL	BRISBANE	WARRIORS	DRAWN
ALL MATCHES	47	26	20	1
SUNCORP	14	9	4	1
FINALS	1	1	0	0

## LAST FIVE MEETINGS

YEAR	ROUND	RESULT	VENUE	CROWD
2019	Round 17	18-ALL DRAW	Suncorp Stadium	31,018
2020	Round 8	WARRIORS 26-16	Central Coast Stadium	2,513
2021	Round 23	BRISBANE 24-22	Suncorp Stadium	18,252
2022	Round 4	WARRIORS 20-6	Moreton Daily Stadium	9,620
2023	Round 13	BRISBANE 26-22	McLean Park, Napier	16,195

## BIGGEST WINS

YEAR	ROUND	RESULT	VENUE	CROWD
1995	Round 22	BRISBANE 44-6	ANZ Stadium (QEII)	54,645
2013	Round 12	WARRIORS 56-18	Suncorp Stadium	21,259

# THE PREVIEW

with Andy P

Early dominance key to victory in battle between Broncos and Warriors

We have two of the hungriest, two of the most in-form teams coming off the back of commanding victories and with full compliments of troops. Coupled with a sold-out Suncorp Stadium fan base, you have the formula for fireworks this Saturday night.

Dreams are made of this kind of story for the game we love. Both teams have come back from the ashes of being written off, wooden spooned, and banished from their homeland over the last few years, only to shake up the NRL finals series for 2023. No one could say these two teams haven't earned their spot, haven't been at the top of their games, haven't made excuses, and have left the talking to on-field performances.

The Broncos dismantled the Melbourne Storm 26-0 at their home ground; they were unstoppable. The Warriors were relentless in their 40-10 victory over Newcastle, just as relentless were their fans.

And it could be the fan base of Brisbane that will help the Broncos push for victory. Although the Broncos have won four of their last ten matches against the Warriors, their record against the New Zealanders fares well at Suncorp Stadium, having taken nine of the last fifteen games at Suncorp away from the Warriors. When they last met, an origin-depleted Broncos dug deep to hold off the Warriors in Napier during Round 13 with a 26-22 win. But for both teams, it will be more than this season's performance that's on the line. The Broncos are looking for their first title in 17 years, with arguably their best throw of the dice to date.

While the Warriors are yet to take a Grand Final, Coach Andrew Webster says his team believes in themselves, and that they belong in the finals. A relentless pace of play is what saw the Warriors put in 16 points in the first fifteen minutes of the game against Newcastle. Coach Andrew Webster talked about the team putting the energy in the right place for such an important game, not letting the moment overwhelm them, and allowing errors to creep in.

It's one thing to keep that in check for a sold-out Go Media Stadium of 26,000 Wahs fans; it's another thing to keep it in check for a 52,000-capacity crowd at Suncorp.

## THINGS TO KNOW

- Adam REYNOLDS has 49 NRL Tries
- Since 2017, neither side has been able to score back-to-back victories against the other. Their last encounter resulted in a win for the Broncos.
- The Warriors have always won back-to-back games in the finals, never 1 or 3. Their win last week ended a run of 3 losses.
- Warriors have won 12 of their last 16 games and the Broncos have won 11 of their last 13 games.

## FORM - LAST THREE

	ROUND 27	FINALS WEEK 1	FINALS WEEK 2
BRISBANE	MELBOURNE L 22-32	MELBOURNE W 26-0	BYE
WARRIORS	DOLPHINS L 10-34	PENRITH L 6-32	NEWCASTLE W 40-10

## WHAT'S NEXT

WINNER Grand Final, Sunday 1 October, Accor Stadium

LOSER Eliminated

Match stats courtesy of

# RUGBY LEAGUE

project

The Broncos are blessed with a full-strength team ahead of Saturday's clash and have all pulled up fresh for the preliminary final. Brisbane Coach Kevvie Walters has gone with the same team line-up from the first-week finals victory. We can see a battle ensuing with a clash of two top props of the game in Addin Fonua-Blake and Payne Haas. When asked about going up against the in-form Warrior's prop, Haas said he loves those kinds of challenges. Haas commented that the Broncos forwards will have to set the tone by dragging them down to deep waters early.

A nation collectively held its breath as Shaun Johnson pulled up from training with a calf injury. With the outcome being bad for several key players this year, such as Latrell Mitchel, there was cause for concern. But Shaun Johnson has been named in the team in what will be a great battle of experience between two gun half-backs and team leaders. Marata Niukore and Josh Curran have also overcome injuries sustained in last week's game to make the same winning team as last week.

**WHO TO WATCH:** This game is full of battles, from the props to the halves to the gun full-backs; expect the very best to be on display. Without a doubt, Reece Walsh will be everywhere and at lightning pace, exposing any holes from undisciplined or tired defence. His opposite number, Charnze Nicoll-Klokstad, has also been enjoying exposing poor defence, notching up 32 runs and 297 meters in his last run out; he will be hitting the grass at Suncorp with the same gusto. The entertainment doesn't stop there, with both teams outside backs putting on athletic tries of the yearly season. It won't be a matter of if, but when Selwyn Cobbo or Dallin Watene-Zelezniak make a break into open space, they will bring the house down. With Mobile forward packs, the middle will be a highlight in particular between Addin Fonua-Blake and Payne Haas.


A battle to watch will be between the two hearts of the teams, the two veteran halfbacks, defying age and playing commanding rugby at the right time of season and career. When asked to reflect on the season, Adam Reynolds commented that the team have put themselves in a position to do something great. The little general is the stoic head in a sea of emotion that the Broncos are facing ahead of this preliminary final. The confidence that the Warriors get from Shaun Johnson has helped them collectively rise to the occasion as a team. We are on for a treat if that confidence finds its mark with a pass or the boot.

**FAVOURITE:** And rightfully so, is the Brisbane Broncos. Showing grit, skill, and endurance, this close to a grand final and a home game, it is hard to show them being anything else but favourite.

**MY TIP:** Up the Wahs! It may be their toughest battle in years, but I feel they are hitting the crest of form at the right time. This will not be easy, a close battle by one point.



# THE WRAP NRL 2023 SEMI FINALS



Venue
AAMI Park Melbourne, Vic Wurundjeri
Kickoff
Fri 15 Sep 7:50PM
Referee
Ashley KLEIN
Crowd
19,534

MELBOURNE	18	-	13	SYDNEY
	10	HT	6	
	8	PENS	4	
Marion SEVE		T		Lindsay COLLINS
Will WARBRICK				Brandon SMITH
Tyran WISHART				
Nick MEANEY	3/5	G	2/2	Sam WALKER
		FG		Sam WALKER
Nick MEANEY	1	FB	1	James TEDESCO (c)
Will WARBRICK	2	W	2	Junior PAUGA
Marion SEVE	3	C	3	Paul MOMIROVSKI
Justin DLAM	4	C	4	Corey ALLAN
Reimis SMITH	5	W	5	Jaxson PAULO
Cameron MUNSTER	6	FE	6	Luke KEARY
Tyran WISHART	21	HB	7	Sam WALKER
Tui KAMIKAMICA	8	FR	15	Egan BUTCHER
Bronson GARLICK	19	HK	9	Brandon SMITH
Nelson ASOFA-SOLOMONA	16	FR	10	Lindsay COLLINS
Trent LOIERO	11	2R	11	Siuu WONG
Eliesa KATOA	12	2R	12	Nat BUTCHER
Josh KING	13	L	13	Victor RADLEY
Harry GRANT	9	B	8	Fletcher BAKER
Christian WELCH (c)	10	B	14	Sandon SMITH
Tom EISENHUTH	15	B	16	Terrell MAY
Tariq SIMS	17	B	17	Angus CRICHTON
Craig BELLAMY		COACH		Trent ROBINSON

## MUNSTER MAGIC GETS STORM TO PRELIMINARY FINAL OVER FAST FINISHING ROOSTERS

A last minute try from rookie Storm winger Will Warbrick has seen the Melbourne Storm scrape home against a fast-finishing Roosters side by 18-13 at AAMI Park tonight.

A brave Roosters side looked to have pulled off a shock win, following a cool and calm Sam Walker field goal late in the match. However, the Storm turned to their marquee man Cameron Munster, who produced a pin point kick for his rangy winger who collected the ball cleanly in the air and then sensationally slammed the ball over the try line to give the Storm a win for the ages in front of their delirious fans.

The win sets up a Preliminary Final against Penrith at Accor Stadium next weekend for a place in this year's NRL Grand Final.

It was a heartbreaking loss for Trent Robinson's men who charged home after being down 10-6 at halftime before a superb try to prop Lindsay Collins and late field goal from Walker had the visitors on the brink of an upset win, however it was cruelly snatched away at the death.

Both sides came into the match missing some notable stars, however it was second-string halfback Tyran Wishart got Melbourne off to a brilliant start, when he stepped off the right foot close to the line and raced through the retreating Roosters defensive line to score the first try of the night.

Nick Meaney missed the conversion, however was able to redeem himself when the Storm fullback was gifted a penalty goal following a Victor Radley high tackle on Wishart and Melbourne extended their lead to a converted try early. Wishart was involved again in the Storm's second try, when he combined with surprise interchange hooker Harry Grant close to the line. The Australian hooker then found Marion Seve who crashed over and give the home side a 10-0 lead with fifteen minutes remaining in the first half.

The Roosters desperately needed to get in the match and they did so when hooker Brandon Smith produced a trademark charge over from dummy half against his former club to score a vital try before the break to narrow the score to 10-6.

With 40 minutes left in the season for the loser, the game became an arm wrestle early in the second half and finally after several raids, Melbourne managed to jag a penalty from in front. Nick Meaney then kicked his second penalty goal to give his side a 12-6 lead.

The Tricolours needed a hero and an unlikely one emerges in utility Sandon Smith, who made a break and found Victor Radley who was brought down just short of the try line by Cameron Munster. Smith then jumped into dummy half and threw an excellent cut out pass to hit Lindsay Collins on the chest and the Queensland front rower scored untouched under the posts. Sam Walker converted the try to tie up the scores.

The Roosters continued their late charge, marching towards the posts to allow Sam Walker to kick a field goal to give the Roosters the lead for the first time in the match to stun the home fans.

Melbourne however wasn't finished, and with the clock counting down it was their marquee man Cameron Munster who produced a last-ditch kick across field high for his wingman in Will Warbrick. And the rookie winger didn't let him down collecting the ball cleanly and then managing to reach out to score the match winner. Meaney then converted from out wide to give the Storm an 18-13 lead, which they turned into a win thirty seconds later.


### LEAGUEUNLIMITED.COM PLAYERS OF THE MATCH:

3 points - Cameron Munster

2 points - Nick Meaney

1 points - Tyran Wishart

Match updated and wrap written by Sam BOURKE



Venue
Go Media Stadium Penrose, NZ Aotearoa
Kickoff
Sat 16 Sep 4:05PM AEST / 6:05pm NZT
Referee
Adam GEE
Crowd
26,083

WARRIORS	40	-	10	NEWCASTLE
	16	HT	4	
	3	PENS	2	
Rocco BERRY		T		Dylan LUCAS
Addin FONUA-BLAKE				Greg MARZHEW
Marcelo MONTOYA				
Charnze NICOLL-KLOKSTAD				
Bayley SIRONEN				
Dylan WALKER				
Dallin WATENE-ZELEZNIAK				
Adam POMPEY	6/7	G	1/2	Kalyn PONGA
Charnze NICOLL-KLOKSTAD	1	FB	1	Kalyn PONGA (c)
Dallin WATENE-ZELEZNIAK	2	W	2	Dominic YOUNG
Rocco BERRY	3	C	3	Dane GAGAI
Adam POMPEY	4	C	4	Bradman BEST
Marcelo MONTOYA	5	W	5	Greg MARZHEW
Te Maire MARTIN	6	FE	6	Tyson GAMBLE
Shaun JOHNSON	7	HB	7	Adam CLUNE
Addin FONUA-BLAKE	8	FR	8	Jacob SAIFITI
Wayde EGAN	9	HK	9	Phoenix CROSSLAND
Mitchell BARNETT	10	FR	10	Leo THOMPSON
Jackson FORD	11	2R	11	Tyson FRIZELL
Marata NIUKORE	12	2R	12	Dylan LUCAS
Tohu HARRIS (c)	13	L	13	Adam ELLIOTT
Dylan WALKER	14	B	14	Kurt MANN
Jazz TEVAGA	15	B	16	Jack HETHERINGTON
Bayley SIRONEN	16	B	17	Mat CROKER
Joshua CURRAN	17	B	18	Brodie JONES
Andrew WEBSTER		COACH		Adam O'BRIEN

## THE WAHS WAGON CONTINUES ON TO BRISBANE AFTER BIG WIN

The New Zealand Warriors are off to Brisbane for a Preliminary final as they booked their spot with a 40-10 win over the Newcastle Knights in Auckland.

The Knights needed to silence the crowd early if they wanted to make an impact but they did the complete opposite as they turned the ball over on their very first set and the Warriors made a big impact straight away with three tries in the opening 15 minutes.

It was just inside the third minute that the home side was able to cross when Shaun Johnson's attacking magnetism brought in the defence to focus on him before a short ball put Charnze Nicoll-Klokstad through to open the scoring. The home side were left disappointed when referee Adam Gee and Grant Atkins in the bunker denied Wayde Egan an effort from dummy half. The Warriors were only a couple of plays away from scoring again when Addin Fonua-Blake went through some soft Newcastle defence.

Failing to complete a set when they did have a rare opportunity with the ball hurt the Knights and the Wahs took advantage when they went left and took advantage and Marcelo Montoya went over in the corner just keeping his feet inside the field of play to score. The Knights had a 16-0 deficit staring at them as they slowly began to even things out in possession but they could only put a minor dent into the scoreboard when the Warriors defence was caught infield as the Knights went left and Greg MarzheW got on the board.

Adding to the scoreboard again was important for the Knights and they did just that when Dylan Lucas went in after Adam Clune ran at the line and got the important offload away. Things were starting to look good for the Knights but it was short lived as the Warriors took advantage of the pressure they began to put on and Dylan Walker went through soft Newcastle defence. It was one-way traffic from there as Rocco Berry got a reprieve from the Bunker when his efforts were initially rejected on-field by Adam Gee who believed there was a double movement. Berry was able to keep the ball off the ground and get it to the line for a four pointer.

The Warriors took advantage twice more as the Knights looked to switch off late when DWZ got his first try of the finals series when he was left in open space after the Newcastle defence had rushed in and left DWZ unmarked. The Wahs then went over inside the final five minutes when Bayley Sironen was in the right spot after the home-side goes over a play after Kalyn Ponga lost the high ball.

The New Zealand side will continue their fairy-tale story into Brisbane next year whilst the Knights will no doubt be disappointed but they still managed to beat many of the expectations on them this season and will look back with pride.

### LEAGUEUNLIMITED.COM PLAYERS OF THE MATCH:

3 points - Shaun Johnson

2 points - Charnze Nicoll-Klokstad

1 points - Wayde Egan

Match updated and wrap written by Josh ROBERTSON

## MATCH REVIEW & JUDICIARY NRL FINALS WEEK 2

Player	Club	Grade	Charge	On Who	Base	Offence #	Guilty	Early plea	Plea	Result
Tyson FRIZELL	Newcastle	1	Careless High Tackle	Marcelo Montoya	\$1500	1st	\$1500	\$1000	Guilty - early plea	\$1000

# Offences counted for the previous twelve months.

^ Denotes 3 year incident free discount

~ Development player - is able to opt for a 1 match suspension instead of monetary fine

# FIXTURES & RESULTS 2023 NRL SEASON

ROUND 1							
Mar 2nd	Thu 8:00pm	Parramatta	12	Melbourne	16	CommBank	17,301
Mar 3rd	Fri 8:00pm	Warriors	20	Newcastle	12	Sky Stadium	16,676
Mar 3rd	Fri 8:05pm	Penrith	12	Brisbane	13	Bluebet	17,125
Mar 4th	Sat 3:00pm	Manly	31	Canterbury	6	4 Pines Park	17,217
Mar 4th	Sat 4:30pm	North Qld	19	Canberra	18	QLD C.B.	19,855
Mar 4th	Sat 7:35pm	Cronulla	18	Souths	27	Pointsbet	12,757
Mar 5th	Sun 3:05pm	Dolphins	28	Sydney	18	Suncorp	32,177
Mar 5th	Sun 6:15pm	Wests Tigers	10	Gold Coast	22	Leichhardt	14,667
Bye: St Geo Illa							
ROUND 2							
Mar 9th	Thu 8:00pm	Penrith	16	Souths	10	Bluebet	16,906
Mar 10th	Fri 6:00pm	Parramatta	26	Cronulla	30	CommBank	16,663
Mar 10th	Fri 7:00pm	Brisbane	28	North Qld	16	Suncorp	43,162
Mar 11th	Sat 3:00pm	Sydney	20	Warriors	12	Allianz	16,267
Mar 11th	Sat 4:30pm	Dolphins	20	Canberra	14	Kayo Stadium	10,023
Mar 11th	Sat 7:35pm	Melbourne	12	Canterbury	26	AAMI Park	17,248
Mar 12th	Sun 4:05pm	Wests Tigers	12	Newcastle	14	Leichhardt	13,214
Mar 12th	Sun 6:15pm	St Geo Illa	32	Gold Coast	18	Netstrata	8,538
Bye: Manly							
ROUND 3							
Mar 16th	Thu 8:00pm	Manly	34	Parramatta	30	4 Pines Park	13,363
Mar 17th	Fri 6:00pm	Newcastle	20	Dolphins	36	McD. Jones	20,093
Mar 17th	Fri 8:00pm	Sydney	20	Souths	18	Allianz	36,639
Mar 18th	Sat 2:00pm	Gold Coast	38	Melbourne	34	Cbus	14,483
Mar 18th	Sat 4:30pm	North Qld	12	Warriors	26	QLD C.B.	17,818
Mar 18th	Sat 6:35pm	Brisbane	40	St Geo Illa	18	Suncorp	26,612
Mar 19th	Sun 4:05pm	Canterbury	26	Wests Tigers	22	Belmore	16,404
Mar 19th	Sun 6:15pm	Canberra	24	Cronulla	20	GIO Stadium	14,134
Bye: Penrith							
ROUND 4							
Mar 23rd	Thu 8:00pm	Parramatta	17	Penrith	16	CommBank	16,342
Mar 24th	Fri 6:00pm	Melbourne	24	Wests Tigers	12	AAMI Park	11,669
Mar 24th	Fri 7:00pm	Dolphins	12	Brisbane	18	Suncorp	51,047
Mar 25th	Sat 4:30pm	North Qld	24	Gold Coast	12	QLD C.B.	16,426
Mar 25th	Sat 7:35pm	Souths	13	Manly	12	Accor	18,379
Mar 26th	Sun 4:00pm	Warriors	16	Canterbury	14	Mt Smart	18,595
Mar 26th	Sun 4:05pm	Newcastle	24	Canberra	14	McD. Jones	15,106
Mar 26th	Sun 6:15pm	St Geo Illa	8	Cronulla	40	Netstrata	15,126
Bye: Sydney							
ROUND 5							
Mar 30th	Thu 8:00pm	Sydney	28	Parramatta	20	Allianz	20,886
Mar 31st	Fri 6:00pm	Canberra	12	Penrith	53	GIO Stadium	15,334
Mar 31st	Fri 8:00pm	Souths	10	Melbourne	18	Accor	11,239
Apr 1st	Sat 3:00pm	Manly	32	Newcastle	32	Glen Willow	9,024
Apr 1st	Sat 5:30pm	St Geo Illa	38	Dolphins	12	WIN Stadium	16,472
Apr 1st	Sat 6:35pm	Brisbane	46	Wests Tigers	12	Suncorp	27,553
Apr 2nd	Sun 4:05pm	Cronulla	30	Warriors	32	Pointsbet	10,878
Apr 2nd	Sun 6:15pm	Canterbury	15	North Qld	14	Accor	9,626
Bye: Gold Coast							
ROUND 6							
Apr 6th	Thu 7:50pm	Melbourne	28	Sydney	8	AAMI Park	16,323
Apr 7th	Fri 4:05pm	Canterbury	16	Souths	50	Accor	35,211
Apr 7th	Fri 8:00pm	North Qld	22	Dolphins	32	QLD C.B.	22,811
Apr 8th	Sat 5:30pm	Penrith	44	Manly	12	Bluebet	20,312
Apr 8th	Sat 7:35pm	Brisbane	14	Canberra	20	Suncorp	31,962
Apr 9th	Sun 4:05pm	Gold Coast	20	St Geo Illa	18	Cbus	12,452
Apr 9th	Sun 6:15pm	Newcastle	34	Warriors	24	McD. Jones	18,007
Apr 10th	Mon 4:00pm	Wests Tigers	22	Parramatta	28	Accor	28,611
Bye: Cronulla							
ROUND 7							
Apr 13th	Thu 7:50pm	Dolphins	14	Souths	36	Suncorp	23,280
Apr 14th	Fri 6:00pm	Cronulla	22	Sydney	12	Pointsbet	11,489
Apr 14th	Fri 8:00pm	Manly	18	Melbourne	8	4 Pines Park	13,573
Apr 15th	Sat 5:00pm	Warriors	22	North Qld	14	Mt Smart	23,695
Apr 15th	Sat 5:30pm	Newcastle	15	Penrith	16	McD. Jones	26,084
Apr 15th	Sat 7:35pm	Gold Coast	26	Brisbane	43	Cbus	26,563
Apr 16th	Sun 2:00pm	Canberra	20	St Geo Illa	14	GIO Stadium	13,817
Apr 16th	Sun 4:05pm	Parramatta	30	Canterbury	4	CommBank	27,655
Bye: Wests Tigers							

ROUND 8							
Apr 20th	Thu 7:50pm	Souths	20	Penrith	18	Accor	19,548
Apr 21st	Fri 7:30pm	Parramatta	16	Brisbane	26	TIO Stadium	11,864
Apr 22nd	Sat 5:30pm	Canterbury	20	Cronulla	33	Accor	12,148
Apr 22nd	Sat 7:35pm	North Qld	18	Newcastle	16	QLD C.B.	17,970
Apr 23rd	Sun 2:00pm	Dolphins	28	Gold Coast	26	Suncorp	22,034
Apr 23rd	Sun 4:05pm	Wests Tigers	16	Manly	22	Campbelltown	10,033
Apr 25th	Tue 4:05pm	Sydney	27	St Geo Illa	26	Allianz	40,191
Apr 25th	Tue 7:00pm	Melbourne	30	Warriors	22	AAMI Park	23,469
Bye: Canberra							
ROUND 9							
Apr 27th	Thu 7:50pm	Cronulla	44	North Qld	6	Pointsbet	8,148
Apr 28th	Fri 6:00pm	Parramatta	43	Newcastle	12	CommBank	15,875
Apr 28th	Fri 8:00pm	Brisbane	6	Souths	32	Suncorp	40,102
Apr 29th	Sat 3:00pm	Canberra	31	Dolphins	30	Wagga	10,445
Apr 29th	Sat 5:30pm	Manly	10	Gold Coast	26	4 Pines Park	10,107
Apr 29th	Sat 7:35pm	Penrith	8	Wests Tigers	12	Carrington	11,055
Apr 30th	Sun 4:00pm	Warriors	0	Sydney	14	Mt Smart	20,395
Apr 30th	Sun 4:05pm	St Geo Illa	16	Canterbury	18	WIN Stadium	16,678
Bye: Melbourne							
ROUND 10							
May 5th	Fri 6:00pm	Canterbury	30	Canberra	34	Suncorp	41,462
May 5th	Fri 8:05pm	Manly	6	Brisbane	32	Suncorp	50,077
May 6th	Sat 3:00pm	Warriors	6	Penrith	18	Suncorp	38,035
May 6th	Sat 5:30pm	Cronulla	16	Dolphins	36	Suncorp	48,068
May 6th	Sat 7:45pm	Melbourne	12	Souths	28	Suncorp	50,183
May 7th	Sun 1:50pm	Wests Tigers	18	St Geo Illa	16	Suncorp	34,568
May 7th	Sun 4:00pm	Sydney	6	North Qld	20	Suncorp	45,085
May 7th	Sun 6:25pm	Gold Coast	26	Parramatta	24	Suncorp	46,835
Bye: Newcastle							
ROUND 11							
May 11th	Thu 7:50pm	Melbourne	24	Brisbane	16	AAMI Park	16,043
May 12th	Fri 6:00pm	Canterbury	12	Warriors	24	Accor	14,294
May 12th	Fri 8:00pm	Penrith	48	Sydney	4	Bluebet	20,255
May 13th	Sat 3:00pm	Souths	20	Wests Tigers	0	Accor	21,013
May 13th	Sat 5:30pm	North Qld	42	St Geo Illa	22	QLD C.B.	17,852
May 13th	Sat 7:35pm	Canberra	26	Parramatta	18	GIO Stadium	17,414
May 14th	Sun 2:00pm	Newcastle	46	Gold Coast	26	McD. Jones	13,064
May 14th	Sun 4:05pm	Manly	14	Cronulla	20	4 Pines Park	10,358
Bye: Dolphins							
ROUND 12							
May 18th	Thu 7:50pm	Brisbane	4	Penrith	15	Suncorp	33,343
May 19th	Fri 6:00pm	St Geo Illa	24	Sydney	22	Netstrata	9,007
May 19th	Fri 8:00pm	Souths	16	Parramatta	36	Allianz	27,432
May 20th	Sat 3:00pm	Cronulla	26	Newcastle	6	C.ex Coffs	10,156
May 20th	Sat 5:30pm	Wests Tigers	66	North Qld	18	Leichhardt	12,247
May 20th	Sat 7:35pm	Dolphins	16	Melbourne	24	Suncorp	28,325
May 21st	Sun 2:00pm	Canterbury	20	Gold Coast	18	Accor	10,815
May 21st	Sun 4:05pm	Canberra	14	Manly	42	GIO Stadium	14,730
Bye: Warriors							
ROUND 13							
May 25th	Thu 7:50pm	Dolphins	26	St Geo Illa	12	Kayo Stadium	10,047
May 26th	Fri 8:00pm	Parramatta	24	North Qld	16	CommBank	14,810
May 27th	Sat 7:30pm	Warriors	22	Brisbane	26	McLean Park	16,195
May 27th	Sat 7:35pm	Souths	26	Canberra	33	Accor	12,382
May 28th	Sun 4:05pm	Newcastle	28	Manly	18	McD. Jones	20,661
Bye: Sydney, Penrith, Melbourne, Wests Tigers, Gold Coast, Cronulla, Canterbury							
MEN'S STATE OF ORIGIN I							
May 31st	Wed 7:35pm	NSW	18	QLD	26	Adelaide	48,613
WOMEN'S STATE OF ORIGIN I							
June 1st	Thu 7:45pm	NSW	10	QLD	18	CommBank	12,972
ROUND 14							
Jun 2nd	Fri 8:00pm	Wests Tigers	19	Canberra	20	Campbelltown	11,201
Jun 3rd	Sat 5:00pm	Warriors	30	Dolphins	8	Go Media	23,686
Jun 3rd	Sat 5:30pm	Gold Coast	28	Souths	46	Cbus	18,736
Jun 3rd	Sat 7:35pm	Cronulla	12	Brisbane	20	Pointsbet	12,318
Jun 4th	Sun 2:00pm	Sydney	25	Canterbury	24	Ind. Group	18,338
Jun 4th	Sun 4:05pm	North Qld	45	Melbourne	20	QLD C.B.	18,867
Jun 4th	Sun 6:15pm	Penrith	26	St Geo Illa	18	Bluebet	16,912
Bye: Parramatta, Manly, Newcastle							



ROUND 15							
Jun 8th	Thu 7:50pm	Gold Coast	28	Wests Tigers	12	Cbus	10,232
Jun 9th	Fri 6:00pm	Canberra	14	Warriors	36	GIO Stadium	21,082
Jun 9th	Fri 8:00pm	Manly	58	Dolphins	18	4 Pines Park	14,598
Jun 10th	Sat 3:00pm	St Geo Illa	36	Souths	30	Netstrata	17,357
Jun 10th	Sat 5:30pm	Brisbane	24	Newcastle	20	Suncorp	35,814
Jun 10th	Sat 7:35pm	Sydney	6	Penrith	30	Allianz	23,610
Jun 11th	Sun 4:05pm	Melbourne	54	Cronulla	10	AAMI Park	20,253
Jun 12th	Mon 4:00pm	Canterbury	12	Parramatta	34	Accor	33,866
Bye: North Qld							
ROUND 16							
Jun 16th	Fri 8:00pm	North Qld	27	Penrith	23	QLD C.B.	17,277
Jun 17th	Sat 3:00pm	Newcastle	16	Sydney	18	McD. Jones	21,966
Jun 17th	Sat 5:30pm	Parramatta	34	Manly	4	CommBank	21,296
Jun 17th	Sat 7:35pm	Wests Tigers	6	Melbourne	28	Campbelltown	8,517
Jun 18th	Sun 4:05pm	Cronulla	48	Canterbury	10	Pointsbet	11,901
Bye: Dolphins, Canberra, Brisbane, Gold Coast, Souths, Warriors, St Geo Illa							
MEN'S STATE OF ORIGIN II							
Jun 21st	Wed 8:05pm	QLD	32	NSW	6	Suncorp	52,433
WOMEN'S STATE OF ORIGIN II							
June 22nd	Thu 7:45pm	QLD	14	NSW	18	QLD C.B.	18,275
ROUND 17							
Jun 23rd	Fri 8:00pm	St Geo Illa	18	Warriors	48	WIN Stadium	9,275
Jun 24th	Sat 3:00pm	Dolphins	20	Parramatta	48	Sun. Coast	8,821
Jun 24th	Sat 5:30pm	Penrith	20	Newcastle	12	Bluebet	18,589
Jun 24th	Sat 7:35pm	Melbourne	24	Manly	6	AAMI Park	13,198
Jun 25th	Sun 2:00pm	Brisbane	12	Gold Coast	18	Suncorp	42,249
Jun 25th	Sun 4:05pm	Souths	6	North Qld	31	Accor	11,262
Jun 25th	Sun 6:15pm	Sydney	18	Canberra	20	Allianz	13,326
Bye: Wests Tigers, Cronulla, Canterbury							
ROUND 18							
Jun 29th	Thu 7:50pm	Cronulla	52	St Geo Illa	16	Pointsbet	10,267
Jun 30th	Fri 8:00pm	Warriors	6	Souths	28	Go Media	22,612
Jun 30th	Fri 8:00pm	Melbourne	16	Penrith	34	Marvel	26,829
Jul 1st	Sat 3:00pm	Canberra	26	Gold Coast	22	GIO Stadium	11,659
Jul 1st	Sat 5:30pm	North Qld	74	Wests Tigers	0	QLD C.B.	20,535
Jul 1st	Sat 7:35pm	Brisbane	24	Dolphins	16	The Gabba	30,606
Jul 2nd	Sun 2:00pm	Canterbury	0	Newcastle	66	Accor	11,004
Jul 2nd	Sun 4:05pm	Manly	18	Sydney	16	4 Pines Park	17,385
Bye: Parramatta							
ROUND 19							
Jul 6th	Thu 7:50pm	Wests Tigers	12	Cronulla	36	CommBank	9,215
Jul 7th	Fri 8:00pm	St Geo Illa	26	Canberra	36	WIN Stadium	9,369
Jul 8th	Sat 5:30pm	Parramatta	10	Warriors	46	CommBank	21,696
Jul 8th	Sat 7:35pm	Souths	32	Canterbury	36	Accor	16,166
Jul 9th	Sun 4:05pm	Gold Coast	21	Dolphins	23	Cbus	18,335
Bye: Sydney, North Qld, Penrith, Brisbane, Melbourne, Manly, Newcastle							
MEN'S STATE OF ORIGIN III							
Jul 12th	Wed 8:05pm	NSW	24	QLD	10	Accor	75,342
ROUND 20							
Jul 14th	Fri 8:00pm	Newcastle	34	Wests Tigers	18	McD. Jones	18,470
Jul 15th	Sat 3:00pm	Canterbury	24	Brisbane	44	Belmore	17,103
Jul 15th	Sat 5:30pm	Manly	8	North Qld	19	4 Pines Park	13,240
Jul 15th	Sat 7:35pm	Sydney	16	Melbourne	30	SCG	12,021
Jul 16th	Sun 4:00pm	Warriors	44	Cronulla	12	Go Media	24,012
Jul 16th	Sun 4:05pm	Dolphins	14	Penrith	24	Kayo Stadium	10,065
Jul 16th	Sun 6:15pm	Parramatta	25	Gold Coast	24	CommBank	12,599
Bye: Canberra, Souths, St Geo Illa							
ROUND 21							
Jul 20th	Thu 7:50pm	St Geo Illa	18	Wests Tigers	14	WIN Stadium	7,246
Jul 21st	Fri 8:00pm	Warriors	21	Canberra	20	Go Media	19,112
Jul 21st	Fri 8:00pm	Souths	20	Brisbane	36	Sun. Coast	8,931
Jul 22nd	Sat 3:00pm	Gold Coast	18	Sydney	36	Cbus	15,362
Jul 22nd	Sat 5:30pm	Newcastle	26	Melbourne	18	McD. Jones	20,392
Jul 22nd	Sat 7:35pm	North Qld	24	Parramatta	16	QLD C.B.	20,710
Jul 23rd	Sun 2:00pm	Penrith	44	Canterbury	18	Bluebet	21,525
Jul 23rd	Sun 4:05pm	Cronulla	26	Manly	30	Pointsbet	10,634
Bye: Dolphins							

ROUND 22							
Jul 27th	Thu 7:50pm	Brisbane	32	Sydney	10	The Gabba	21,641
Jul 28th	Fri 6:00pm	Wests Tigers	18	Souths	32	Scully Park	10,453
Jul 28th	Fri 8:00pm	Melbourne	46	Parramatta	16	Marvel	20,429
Jul 29th	Sat 3:00pm	Canberra	6	Newcastle	28	GIO Stadium	15,487
Jul 29th	Sat 5:30pm	St Geo Illa	18	Manly	24	WIN Stadium	14,872
Jul 29th	Sat 7:35pm	Penrith	28	Cronulla	0	Bluebet	20,694
Jul 30th	Sun 2:00pm	Canterbury	23	Dolphins	22	Salter Oval	5,130
Jul 30th	Sun 4:05pm	Gold Coast	22	North Qld	13	Cbus	16,516
Bye: Warriors							
ROUND 23							
Aug 3rd	Thu 7:50pm	Sydney	26	Manly	16	SCG	12,197
Aug 4th	Fri 6:00pm	Gold Coast	18	Warriors	28	Cbus	20,877
Aug 4th	Fri 8:00pm	Penrith	26	Melbourne	6	Bluebet	19,953
Aug 5th	Sat 3:00pm	North Qld	14	Brisbane	30	QLD C.B.	22,659
Aug 5th	Sat 3:30pm	Dolphins	28	Newcastle	30	Optus Stadium	42,042
Aug 5th	Sat 5:35pm	Souths	16	Cronulla	26	Optus Stadium	45,814
Aug 6th	Sun 2:00pm	Parramatta	26	St Geo Illa	20	CommBank	23,596
Aug 6th	Sun 4:05pm	Canberra	22	Wests Tigers	18	GIO Stadium	12,841
Bye: Canterbury							
ROUND 24							
Aug 10th	Thu 7:50pm	Manly	12	Penrith	24	4 Pines Park	10,102
Aug 11th	Fri 6:00pm	Cronulla	36	Gold Coast	6	Pointsbet	9,753
Aug 11th	Fri 8:00pm	Brisbane	54	Parramatta	10	The Gabba	29,005
Aug 12th	Sat 3:00pm	Souths	26	St Geo Illa	14	Barlow Park	8,378
Aug 12th	Sat 7:30pm	Wests Tigers	22	Warriors	30	FMG Stadium	25,118
Aug 12th	Sat 7:35pm	Sydney	30	Dolphins	14	Allianz	13,704
Aug 13th	Sun 2:00pm	Melbourne	48	Canberra	2	AAMI Park	17,369
Aug 13th	Sun 4:05pm	Newcastle	42	Canterbury	6	McD. Jones	23,464
Bye: North Qld							
ROUND 25							
Aug 17th	Thu 7:50pm	North Qld	12	Cronulla	32	QLD C.B.	17,318
Aug 18th	Fri 8:00pm	Warriors	29	Manly	22	Daniel Anderson	24,112
Aug 18th	Fri 8:00pm	Parramatta	12	Sydney	34	CommBank	20,076
Aug 19th	Sat 3:00pm	Wests Tigers	24	Dolphins	23	CommBank	9,245
Aug 19th	Sat 5:30pm	Gold Coast	14	Penrith	40	Cbus	19,106
Aug 19th	Sat 7:35pm	St Geo Illa	28	Melbourne	38	WIN Stadium	8,326
Aug 20th	Sun 2:00pm	Newcastle	29	Souths	10	McD. Jones	29,018
Aug 20th	Sun 4:05pm	Canberra	36	Canterbury	24	GIO Stadium	12,402
Bye: Brisbane							
ROUND 26							
Aug 24th	Thu 7:50pm	Penrith	18	Parramatta	32	Bluebet	21,525
Aug 25th	Fri 8:00pm	Warriors	18	St Geo Illa	6	Go Media	25,095
Aug 25th	Fri 8:00pm	Dolphins	10	North Qld	34	Suncorp	33,449
Aug 26th	Sat 3:00pm	Melbourne	37	Gold Coast	16	AAMI Park	18,072
Aug 26th	Sat 5:30pm	Sydney	32	Wests Tigers	8	Allianz	22,511
Aug 26th	Sat 7:35pm	Canberra	18	Brisbane	29	GIO Stadium	19,400
Aug 27th	Sun 2:00pm	Canterbury	24	Manly	42	Accor	13,074
Aug 27th	Sun 4:05pm	Newcastle	32	Cronulla	6	McD. Jones	29,423
Bye: Souths							
ROUND 27							
Aug 31st	Thu 7:50pm	Brisbane	22	Melbourne	32	Suncorp	43,271
Sep 1st	Fri 6:00pm	Manly	54	Wests Tigers	12	4 Pines Park	16,503
Sep 1st	Fri 8:00pm	Souths	12	Sydney	26	Accor	36,263
Sep 2nd	Sat 3:00pm	Dolphins	34	Warriors	10	Suncorp	35,438
Sep 2nd	Sat 5:30pm	Penrith	44	North Qld	12	Bluebet	21,525
Sep 2nd	Sat 7:35pm	St Geo Illa	12	Newcastle	32	Netstrata	10,137
Sep 3rd	Sun 2:00pm	Gold Coast	34	Canterbury	30	Cbus	14,942
Sep 3rd	Sun 4:05pm	Cronulla	24	Canberra	6	Pointsbet	12,750
Bye: Parramatta							
FINALS WEEK 1 - QUALIFYING & ELIMINATION FINALS							
Sep 8th	Fri 7:50pm	Brisbane (2)	26	Melbourne (3)	0	Suncorp	50,197
Sep 9th	Sat 4:05pm	Penrith (1)	32	Warriors (4)	6	Bluebet	21,525
Sep 9th	Sat 7:50pm	Cronulla (6)	12	Sydney (7)	13	Pointsbet	12,567
Sep 10th	Sun 4:05pm	Newcastle (5)	30	Canberra (8)	28	McD. Jones	29,548
FINALS WEEK 2 - SEMI FINALS							
Sep 15th	Fri 7:50pm	Melbourne	18	Sydney	13	AAMI Park	19,534
Sep 16th	Sat 6:05pm	Warriors	40	Newcastle	10	Go Media	26,083
FINALS WEEK 3 - PRELIMINARY FINALS							
Sep 22nd	Fri 7:50pm	Penrith	v	Melbourne		Accor	
Sep 23rd	Sat 7:50pm	Brisbane	v	Warriors		Suncorp	
2023 NRL TELSTRA PREMIERSHIP GRAND FINAL							
Oct 1st	Sun 7:15pm	Pen or Mel	v	Bri or War		Accor	

# NEWCASTLE KNIGHTS

# BRISBANE BRONCOS

VENUE	McDONALD JONES STADIUM	Belinda SHARPE	REFEREE
LOCATION	AWABAKAL   NEW LAMBTON, NSW	Mitch CURRIE, Rochelle TAMARUA	TOUCH JUDGES
DAY & TIME	SUNDAY 24 SEPTEMBER 2023   2:05PM AEST	Matt NOYEN	NRL BUNKER

P	T	G	FG	Pts	Age		
9	4	-	-	16	26	Tamika UPTON	<b>1</b>
9	5	4	-	28	21	Sheridan GALLAGHER	<b>2</b>
9	5	-	-	20	25	Shanice PARKER	<b>3</b>
9	6	-	-	24	22	Abigail ROACHE	<b>4</b>
9	3	-	-	12	20	Jasmin STRANGE	<b>5</b>
6	1	-	-	4	23	Georgia ROCHE	<b>6</b>
9	3	26	-	64	18	Jesse SOUTHWELL	<b>7</b>
9	3	-	-	12	22	Tayla PREDEBON	<b>8</b>
9	3	-	-	12	30	Olivia HIGGINS	<b>9</b>
8	-	-	-	-	22	Caitlan JOHNSTON	<b>10</b>
8	-	-	-	-	25	Laishon JONES	<b>11</b>
9	4	-	-	16	29	Yasmin CLYDSDALE	<b>12</b>
6	-	-	-	-	24	Hannah SOUTHWELL	<b>13</b>
9	-	-	-	-	31	Nita MAYNARD	<b>14</b>
4	-	-	-	-	22	Tiana DAVISON	<b>15</b>
9	2	-	-	8	21	Kayla ROMANIUK	<b>16</b>
2	-	-	-	-	-	Jacinta CARTER	<b>17</b>
3	-	-	-	-	19	Felila KIA	<b>18</b>
1	-	-	-	-	19	Tamerah LEATI	<b>19</b>
5	1	-	-	4	25	Rima BUTLER	<b>20</b>
3	-	-	-	-	26	Caitlin MORAN	<b>21</b>
-	-	-	-	-	18	Jayde HERDEGEN	<b>22</b>

Ronald GRIFFITHS

**FULLBACK**

WING

CENTRE

CENTRE

WING

**FIVE-EIGHTH**

HALFBACK

FRONT ROW

HOOKER

FRONT ROW

SECOND ROW

SECOND ROW

LOCK

**INTERCHANGE**

**RESERVES**

**COACH**

		Age	P	T	G	FG	Pts
<b>1</b>	Hayley MADDICK	31	9	2	-	-	8
<b>2</b>	Julia ROBINSON	25	5	5	-	-	20
<b>3</b>	Mele HUFANGA	28	9	10	-	-	40
<b>4</b>	Shenae CIESIOLKA	26	9	4	-	-	16
<b>5</b>	Ashleigh WERNER	-	6	2	-	-	8
<b>6</b>	Gayle BROUGHTON	27	7	4	-	-	16
<b>7</b>	Ali BRIGGINSHAW	33	9	5	27	-	66
<b>8</b>	Tafito LAFAELE	-	4	-	-	-	-
<b>9</b>	Destiny BRILL	20	8	3	-	-	12
<b>10</b>	Brianna CLARK	28	7	1	-	-	4
<b>11</b>	Tazmin GRAY	27	9	3	-	-	12
<b>12</b>	Romy TEITZEL	24	9	-	-	-	-
<b>13</b>	Mariah DENMAN	26	9	1	-	-	4
<b>14</b>	Lavinia GOULD	40	4	-	-	-	-
<b>15</b>	Jasmine FOGAVINI	26	6	-	-	-	-
<b>16</b>	Chelsea LENARDUZZI	27	9	2	-	-	8
<b>17</b>	Lauren DAM	26	9	5	-	-	20
<b>18</b>	Jada FERGUSON	21	7	-	-	-	-
<b>19</b>	Grace GRIFFIN	32	2	-	-	-	-
<b>20</b>	Narikh ORCHARD	28	-	-	-	-	-
<b>21</b>	Keisha-Leigh COOLWELL	23	-	-	-	-	-
<b>22</b>	Hannah LARSSON	20	-	-	-	-	-

Scott PRINCE

1	2	3	4	5	6	7	8	9	10	11	12	13	14	15	16	PENALTIES	1	2	3	4	5	6	7	8	9	10	11	12	13	14	15	16
1	2	3	4	5	6	7	8	9	10	11	12	13	14	15	16	SCRUMS	1	2	3	4	5	6	7	8	9	10	11	12	13	14	15	16
1	2	3	4	5	6	7	8	9	10	11	12	13	14	15	16	SET RESTARTS	1	2	3	4	5	6	7	8	9	10	11	12	13	14	15	16

## BROADCAST

WATCH	NINE NETWORK, 9NOW, FOX LEAGUE, KAYO SPORTS
LISTEN	ABC SPORT, CHECK GUIDES FOR OTHERS

## HEAD TO HEAD: 2022 - 2023

	TOTAL	NEWCASTLE	BRISBANE	DRAWN
ALL MATCHES	3	2	1	0
McDONALD JONES	2	2	0	0
FINALS	0	0	0	0

## HEAD TO HEAD RESULTS

YEAR	ROUND	RESULT	VENUE	CROWD
2022 (season 21)	Round 2	BRISBANE 28-10	WIN Stadium	1,036
2022	Round 1	NEWCASTLE 32-14	McDonald Jones Stdm	8,323
2023	Round 5	NEWCASTLE 22-20	McDonald Jones Stdm	17,043

# THE PREVIEW

with Kelly HOLLIS

Sudden death football will return to Newcastle on Saturday afternoon as the Newcastle Knights take on the Brisbane Broncos in the first of two finals games to determine who will take the field on Grand Final Day. The Knights will be looking to seal their 9th win and get one step closer to defending the kingdom.

The team from Newcastle were put to the test in the first half of Round 9 by a fast-starting Wests Tigers, who led the reigning premiers 8 - 6 at half-time at Leichhardt Oval. It didn't take long in the second half though for the Novacastrians to find their form and run in four unanswered second-half tries to secure not only the win but the 2023 NRLW Minor Premiership for the first time.

There were a few injury concerns throughout the game with halfback, Jesse Southwell, unable to finish due to a leg issue and winger, Sheridan Gallagher, who also struggled with a knee concern late in the match. Both players have been cleared to play in this weekend's must-win game against the Broncos. Although Rima Butler has been named on the extended bench, she will be racing the clock to overcome a thumb injury to take the field on Saturday. Five-eighth, Georgia Roche, who was rested for the game at Leichhardt will return to partner Southwell in the halves.

The Broncos were able to clinch the last spot in the top 4 in their emphatic win over the Dragons. The Brisbane side started strong, forcing the Dragons to defend their line for a number of repeat sets before they were the first to score through winger, Julia Robinson. The ninth-minute try ended up being the first of the winger's hat trick throughout the game to help seal the 46 - 12 win and ensure that the side wouldn't miss the finals. Centres, Mele Hufanga and Shenae Ciesiolka, both added two more tries to their 2023 tally, putting Hufanga neck and neck with Dragon's fullback, Tegan Berry, for the competition's top try scorer. A late try from Berry saw her take the

## FORM - LAST THREE

	ROUND 7	ROUND 8	ROUND 9
NEWCASTLE	CANBERRA W 20-12	SYDNEY W 20-4	WESTS TIGERS W 28-8
BRISBANE	CRONULLA W 32-28	WESTS TIGERS W 22-18	ST GEO ILLA W 46-12

## WHAT'S NEXT

WINNER Grand Final, Sunday 1 October, Accor Stadium  
LOSER Eliminated

Match stats courtesy of

# RUGBY LEAGUE project

top place from Hufanga, who, despite her team scoring another three tries, was unable to get across the stripe one last time.

Coach, Scott Prince, has named an unchanged side to start against the Knights on Saturday afternoon, hoping to extend their winning streak to five games and give the Broncos a start in the 2023 decider at Accor Stadium.

The Broncos had to fight hard to secure their spot in the top 4, while the Newcastle Knights cruised their way to the Minor Premiership, only dropping one game early in the season against the Cowboys. The points differential between the two sides, however, is close. The Knights side has had a much stronger defensive run, only conceding an average of 13 points per game while the Broncos are the better attacking side with an average of 28 points per game.

**WHO TO WATCH:** Mele Hufanga: It's hard to go past rookie centre, Hufanga, who has scored 10 tries in her 9 appearances this season. An attacking weapon, she has also made 14 line breaks and 62 tackle breaks and is hard to stop once she gets a roll on. The Knights' edges are going to have their hands full defending their line against her, especially when she gets such crisp service from her halves.

**Tamika Upton:** The Knights' superstar fullback, Upton, has been their player to watch throughout the whole 2023 season and this game will be no different. Running more metres than any other player across the league, Upton is able to spot a hole and run straight through it and once she's off, she's hard to chase down. Her experience at the back and her vocal direction of the team will be needed to stay on top of the Broncos and seal her side's place in the Grand Final.

**MY TIP:** We've seen in the last few weeks that the Novacastrians are enjoying the recent form of both their NRL and NRLW sides with huge crowds turning up for home games and we would expect to see similar numbers turn up to McDonald Jones Stadium to support their side. I think it will be hard for the Broncos to get up and win this one, but I don't see them going down without a fight. Newcastle Knights by 12.

SQUAD UPDATE SAT 2:05PM | LATE MAIL SUN 1:05PM | VISIT [LEAGUEUNLIMITED.COM](http://LEAGUEUNLIMITED.COM) FOR UPDATED TEAMLISTS

[www.rugbyleagueproject.org](http://www.rugbyleagueproject.org)

# RUGBY LEAGUE project



# SYDNEY ROOSTERS

# GOLD COAST TITANS

VENUE	ALLIANZ STADIUM	Kasey BADGER	REFEREE
LOCATION	GADIGAL   MOORE PARK, NSW	Tori WILKIE, Daniel LUTTRINGER	TOUCH JUDGES
DAY & TIME	SUNDAY 24 SEPTEMBER 2023   4:15PM AEST	Chris BUTLER	NRL BUNKER

P	T	G	FG	Pts	Age	
9	7	-	-	28	29	Corban BAXTER <b>1</b>
6	6	-	-	24	26	Jayme FRESSARD <b>2</b>
9	4	-	-	16	23	Brydie PARKER <b>3</b>
9	5	-	-	20	26	Isabelle KELLY <b>4</b>
4	4	-	-	16	-	Mia WOOD <b>5</b>
9	4	-	-	16	24	Tarryn AIKEN <b>6</b>
9	2	32	-	72	23	Jocelyn KELLEHER <b>7</b>
7	2	-	-	8	25	Millie BOYLE <b>8</b>
8	2	-	-	8	23	Keeley DAVIS <b>9</b>
7	-	-	-	-	29	Teuila FOTU-MOALA <b>10</b>
9	5	-	-	20	20	Otesa PULE <b>11</b>
9	1	-	-	4	22	Olivia KERNICK <b>12</b>
9	1	-	-	4	21	Keilee JOSEPH <b>13</b>
4	1	-	-	4	21	Joeli MORRIS <b>14</b>
6	-	-	-	-	31	Grace HAMILTON <b>15</b>
7	-	-	-	-	21	Mya HILL-MOANA <b>16</b>
6	2	-	-	8	19	Amelia PASIKALA <b>17</b>
1	-	-	-	-	-	Millicent SCUTT <b>18</b>
2	-	-	-	-	26	Alexandrea KIRIWI <b>19</b>
1	-	-	-	-	19	Lily ROGAN <b>20</b>
1	-	-	-	-	25	Tyler BENTLEY <b>21</b>
7	7	-	-	28	26	Jessica SERGIS <b>22</b>

John STRANGE

**FULLBACK**

**WING**

**CENTRE**

**CENTRE**

**WING**

**FIVE-EIGHTH**

**HALFBACK**

**FRONT ROW**

**HOOKER**

**FRONT ROW**

**SECOND ROW**

**SECOND ROW**

**LOCK**

**INTERCHANGE**

**RESERVES**

**COACH**

	Age	P	T	G	FG	Pts
<b>1</b>	28	9	5	-	-	20
<b>2</b>	34	7	1	-	-	4
<b>3</b>	21	7	6	-	-	24
<b>4</b>	-	9	1	-	-	4
<b>5</b>	-	8	2	-	-	8
<b>6</b>	-	9	2	2	-	12
<b>7</b>	28	9	1	10	2	26
<b>8</b>	25	9	1	-	-	4
<b>9</b>	32	9	-	-	-	-
<b>10</b>	25	9	3	-	-	12
<b>11</b>	22	8	2	3	-	14
<b>12</b>	23	9	2	-	-	8
<b>13</b>	28	9	1	-	-	4
<b>14</b>	-	8	2	-	-	8
<b>15</b>	41	9	-	-	-	-
<b>16</b>	-	6	-	-	-	-
<b>17</b>	-	4	1	-	-	4
<b>18</b>	24	1	-	-	-	-
<b>19</b>	26	3	-	-	-	-
<b>20</b>	21	3	-	-	-	-
<b>21</b>	19	2	1	-	-	4
<b>22</b>	24	4	2	-	-	8

Karyn MURPHY

1	2	3	4	5	6	7	8	9	10	11	12	13	14	15	16	PENALTIES	1	2	3	4	5	6	7	8	9	10	11	12	13	14	15	16
1	2	3	4	5	6	7	8	9	10	11	12	13	14	15	16	SCRUMS	1	2	3	4	5	6	7	8	9	10	11	12	13	14	15	16
1	2	3	4	5	6	7	8	9	10	11	12	13	14	15	16	SET RESTARTS	1	2	3	4	5	6	7	8	9	10	11	12	13	14	15	16

## BROADCAST

WATCH	NINE NETWORK, 9NOW, FOX LEAGUE, KAYO SPORTS
LISTEN	ABC SPORT, CHECK GUIDES FOR OTHERS

## HEAD TO HEAD: 2022 - 2023

	TOTAL	SYDNEY	GOLD COAST	DRAWN
ALL MATCHES	3	2	1	0
ALLIANZ	0	0	0	0
FINALS	0	0	0	0

## HEAD TO HEAD RESULTS

YEAR	ROUND	RESULT	VENUE	CROWD
2022 (season 21)	Round 2	GOLD COAST 26-16	WIN Stadium	1,278
2022	Round 5	SYDNEY 38-12	Central Coast Stadium	4,776
2023	Round 5	SYDNEY 30-8	Cbus Super Stadium	6,943

## FORM - LAST THREE

	ROUND 7	ROUND 8	ROUND 9
SYDNEY	PARRAMATTA W 46-12	NEWCASTLE L 4-20	NORTH QLD W 40-16
GOLD COAST	WESTS TIGERS W 16-4	PARRAMATTA W 34-12	CANBERRA W 30-6

## WHAT'S NEXT

WINNER Grand Final, Sunday 1 October, Accor Stadium  
LOSER Eliminated

Match stats courtesy of

# RUGBY LEAGUE project

# THE PREVIEW

with Josh ROBERTSON

The second of Sunday's NRLW finals comes from Allianz Stadium where the second placed Sydney Roosters take on the Gold Coast Titans.

The Sydney Roosters have had another successful NRLW season as they finished second on the NRLW ladder with seven wins from their nine games with losses coming against the Raiders back in Round 2 and then against the Knights in Round 8 in a battle that decided the minor premiership.

Last weekend, the Sydney Roosters were dominant yet again as they picked up a big 40-16 over the North Queensland Cowboys at Kogarah on Saturday night. Despite the dominance of the Tricolours, they were slow to start last week as the Cowboys opened the score and had strong field position but couldn't take advantage as the home side eventually ran out 18-10 leaders before putting on a strong 22-6 second half performance.

The Roosters have received a big boost with Millie Boyle and Keeley Davis named to return from injury this week and the potential of Jess Sergis returning is also a potential boost even if unlikely. The only other change for the Tricolours is that Mia Wood comes back into the side on the wing with Tyler Bentley dropping to the extended side.

The Gold Coast Titans put a poor 2022 season behind them and booked themselves a finals spot finishing third

also with 7 wins and 2 losses this season with their losses coming against both the Knights and Roosters in successive games mid-season.

Last weekend, the Titans booked their finals berth in style with a big 30-6 win over the Canberra Raiders in the nations capital. The Gold Coast started fast opening up an 18-0 lead within the first thirteen minutes to blow the Green Machine off the park expanding their lead to 22-0 at half time. A slow second half didn't hurt the Titans as they ran out 30-6 winners.

Gold Coast coach Karyn Murphy has named an unchanged line up from last week but they could get a big boost with Taliah Fuimaono a chance of returning to the side after her injury suffered right back in round 1.

**WHO TO WATCH:** Roosters halfback Jocelyn Kelleher has been an underrated star for the Roosters this season and will again play a major role for the Roosters here. Kelleher plays a key back-up role to the speed and incisiveness of Tarryn Aiken in the halves with her. The kicking game of Kelleher will be important for the Tricolours and a big part if she can win.

Titans youngster Chantay Kiria-Ratu has played every minute of her debut season for the Gold Coast so far and she has been a strong performer all year. The kicking game has been her strongest asset and the Gold Coast will need a strong kicking game as the Roosters backs can make big metres. Kiria-Ratu will be key if the Titans want to win.

**MY TIP:** It's hard to look past the Roosters in this one, even though the teams come into the semi-final with the same win-loss record, the Roosters have been more dominant and when the two sides met earlier in the season it was a big win for the Tricolours. The Titans are capable of picking up the upset but it just looks too hard with how well the Roosters have been going. Roosters by 16.

SQUAD UPDATE FRI 7:50PM | LATE MAIL SAT 6:50PM | VISIT [LEAGUEUNLIMITED.COM](https://www.leagueunlimited.com) FOR UPDATED TEAMLISTS

[www.rugbyleagueproject.org](https://www.rugbyleagueproject.org)

# RUGBY LEAGUE project

# NRLW RESULTS

## ROUND 9

**NEWCASTLE (W) 28** (A. Roache 2, Y. Clydsdale, S. Gallagher, O. Higgins tries; S. Gallagher 4 goals) **DEFEATED WESTS TIGERS (W) 8** (R. Horne, R. Pollard tries) **AT LEICHHARDT OVAL**. Date: Thu, 14th September. Kickoff: 7:45 PM. Halftime: Wests Tigers (W) 8-6. Penalties: 6-all. Referee: Rochelle Tamarua. Crowd: 1,733. **WESTS TIGERS (W)**: Piliae-Rasabale, Whitfeld, Horne, Tufuga, Pollard; Curtain, Talatana; Vaki, Curtain, Pio (C), Osborne, Tevaga, George. Int: Gobran, Patu, Kennedy, Nour. **NEWCASTLE (W)**: Upton, Gallagher, Parker, Roache, Strange; Moran, Southwell; Predebon, Higgins, Johnston, Jones, Clydsdale, Southwell (C). Int: Maynard, Carter, Romaniuk, Davison.

**SYDNEY (W) 40** (T. Aiken 2, C. Baxter, J. Fressard, J. Kelleher, I. Kelly, O. Pule tries; J. Kelleher 6 goals) **DEFEATED NORTH QLD (W) 16** (B. Chester, K. Dibb, J. Faifua tries; K. Dibb 2 goals) **AT NETSTRATA JUBILEE STADIUM**. Date: Sat, 16th September. Kickoff: 6:00 PM. Halftime: Sydney (W) 18-10. Penalties: Sydney (W) 4-3. Referee: Wyatt Raymond. Crowd: 632. **SYDNEY (W)**: Baxter, Parker, Fressard, Kelly (C), Bentley; Aiken, Kelleher; Hill-Moana, Morris, Fotu-Moala, Pule, Kernick, Joseph. Int: Scutt, Hamilton, Hopoate, Wood. **NORTH QLD (W)**: Faifua, Middleton, Peters, Long, Blackwell; Tillett, Dibb (C); Harden, Manzelmann, Ngatupuna, Chester, Peacock, Raftstrand-Smith. Int: Koroi, Reeves, Foord, Mooka.

**BRISBANE (W) 46** (J. Robinson 3, S. Ciesiolka 2, M. Hufanga 2, A. Briggins, D. Brill tries; A. Briggins 5 goals) **DEFEATED ST GEORGE ILLA (W) 12** (T. Berry, E. Williamson tries; R. McGregor 2 goals) **AT NETSTRATA JUBILEE STADIUM**. Date: Sat, 16th September. Kickoff: 8:10 PM. Halftime: Brisbane (W) 22-6. Penalties: Brisbane (W) 5-4. Referee: Belinda Sharpe. Crowd: 1,736. **ST GEORGE ILLA (W)**: Berry, Vella, Lendill, Koster, Te Pou; Nathan-Wong, McGregor (C); Carlile, Targett, Murdoch-Masila, Mulhall, Williamson, Bright. Int: Teakaraanga Katoa, Hopkins, Basham, Weatherall. **BRISBANE (W)**: Maddick, Robinson, Hufanga, Ciesiolka, Werner; Broughton, Briggins (C); Lafaele, Brill, Clark, Gray, Teitzel, Storch. Int: Gould, Lenarduzzi, Dam, Fogavini.

**CRONULLA (W) 56** (A. Biddle 2, E. Johnston 2, G. Ravics 2, T. Dymock, T. Preston, C. Saunders, C. Staples tries; T. Preston 8 goals) **DEFEATED PARRAMATTA (W) 6** (M. Donovan try; R. Pearson goal) **AT GIO STADIUM**. Date: Sun, 17th September. Kickoff: 1:00 PM. Halftime: Cronulla (W) 34-0. Penalties: Cronulla (W) 7-4. Referee: Darian Furner. Crowd: 2,889. **PARRAMATTA (W)**: Church, Fay, Donovan, Tohi-Hiku, Hunt; Berryman-Duff, Pearson (C); Quinn, Cherrington, Kennard, Mafi, Murphy, Cherrington. Int: Todhunter, Kapua, Fonua, Jones. **CRONULLA (W)**: Taylor, Ravics, Penitani (C), Biddle, Staples; Tonegato, Preston; Johnston, Dodd, Dymock, Holmes, Foliaki, Wheeler. Int: Naitokatoka, Butler, Anderson, Saunders.

**GOLD COAST (W) 30** (S. Bent, L. Brown, J. Chapman, S. Lofipo, S. Mato, E. Pelite tries; Z. Canfield 3 goals) **DEFEATED CANBERRA (W) 6** (M. Bartlett try; S. Tungai goal) **AT GIO STADIUM**. Date: Sun, 17th September. Kickoff: 3:15 PM. Halftime: Gold Coast (W) 22-0. Penalties: Gold Coast (W) 4-3. Referee: Kasey Badger. Crowd: 2,889. **CANBERRA (W)**: Nicholls-Pualau, Bartlett, Robins-Reti, Wiki, Tungai; Temara (C), Quinlan; Kelly-Sines, Temara, Holyman, Soliola, Smith, Taufa-Kautai. Int: Barnes, Kemp, Matua, Reinke. **GOLD COAST (W)**: Pelite, Brown, Chapman, Williams-Guthrie, Mino-Sinapati; Kiria-Ratu, Brown; Mato, Breayley-Nati, Elliston, Canfield, Bent, Hale (C). Int: Lofipo, Hancock, Jorgensen, Perese.

## MATCH REVIEW & JUDICIARY

### NRLW ROUND 9

Player	Club	Grade	Charge	Base	Offence #	Guilty	Early plea	Plea	Result
Caitlin MORAN	Newcastle	1	Careless High Tackle	1 match	1st	1 match	Warning	Guilty - early plea	Warning
Kayla ROMANIUK	Newcastle	1	Crusher Tackle	1 match	1st	2 matches	1 match ~	Guilty - early plea	\$400
Tyler BENTLEY	Sydney	1	Dangerous Contact	1 match	1st	1 match	Warning	Guilty - early plea	Warning
Pani HOPOATE	Sydney	3	Dangerous Contact	3 matches	1st	3 matches	2 matches	Guilty - early plea	2 matches
Chelsea LENARDUZZI	Brisbane	1	Dangerous Contact	1 match	2nd	2 matches	1 match ~	Guilty - early plea	\$400
Sophie HOLYMAN	Canberra	1	Dangerous Contact (trip)	1 match	1st	1 match	Warning	Guilty - early plea	Warning

# Offences counted for the previous twelve months

^ Denotes 3 year incident free discount

~ Can opt for fine instead of suspension

[www.rugbyleagueproject.org](http://www.rugbyleagueproject.org)

**RUGBY LEAGUE**  
project



# NRLW 2023 FINAL LADDER & LEADERS

2023 NRLW FINAL LADDER		Home							Away							Total							
Pos	Team	P	W	L	D	F	A	PD	P	W	L	D	F	A	PD	P	W	L	D	F	A	Pts	PD
1.	NEWCASTLE (W)	6	5	1	-	138	95	43	3	3	-	-	86	24	62	9	8	1	-	224	119	16	+105
2.	SYDNEY (W)	4	4	-	-	164	38	126	5	3	2	-	120	82	38	9	7	2	-	284	120	14	+164
3.	GOLD COAST (W)	4	3	1	-	74	52	22	5	4	1	-	90	74	16	9	7	2	-	164	126	14	+38
4.	BRISBANE (W)	5	3	2	-	128	101	27	4	3	1	-	128	64	64	9	6	3	-	256	165	12	+91
5.	CANBERRA (W)	5	3	2	-	98	108	-10	4	2	2	-	75	98	-23	9	5	4	-	173	206	10	-33
6.	CRONULLA (W)	4	2	2	-	64	68	-4	5	2	3	-	138	82	56	9	4	5	-	202	150	8	+52
7.	ST GEORGE ILLA (W)	4	1	3	-	90	100	-10	5	2	3	-	92	110	-18	9	3	6	-	182	210	6	-28
8.	WESTS TIGERS (W)	4	1	3	-	52	70	-18	5	1	4	-	84	116	-32	9	2	7	-	136	186	4	-50
9.	NORTH QLD (W)	5	1	4	-	68	174	-106	4	1	3	-	65	92	-27	9	2	7	-	133	266	4	-133
10.	PARRAMATTA (W)	4	1	3	-	34	142	-108	5	-	5	-	70	168	-98	9	1	8	-	104	310	2	-206

## TOP TRYSCORERS

Rank	Player	Team	P	T
1	Teagan BERRY	St George Illawarra	9	11
2	Mele HUFANGA	Brisbane	9	10
3	Jess SERGIS	Sydney	6	7
=	Madison BARTLETT	Canberra	9	7
=	Corban BAXTER	Sydney	9	7

## TOP POINTSCORERS

^ denotes 1 x two point field goal

Rank	Player	Team	P	T	G	FG	Pts
1	Ali BRIGGINSHAW	Brisbane	9	5	30	-	80
2	Jocelyn KELLEHER	Sydney	9	2	32	-	72
3	Jesse SOUTHWELL	Newcastle	9	3	26	-	64
4	Tayla PRESTON	Cronulla	9	1	25	-	54
5	Zehara TEMARA	Canberra	9	1	21	1	47

STATISTICS PROVIDED BY **RUGBY LEAGUE** project

## 2023 FIXTURES

ROUND 1							
Jul 22nd	Sat 12:50pm	Gold Coast	16	North QLD	6	Cbus	7,926
Jul 22nd	Sat 3:10pm	Newcastle	32	St George Illa	16	McDonald Jones	8,109
Jul 22nd	Sat 7:45pm	Brisbane	18	Sydney	36	Sunshine Coast	2,832
Jul 23rd	Sun 12:00pm	Parramatta	8	West's Tigers	36	CommBank	2,095
Jul 23rd	Sun 1:50pm	Cronulla	28	Canberra	14	Pointsbet	10,634
ROUND 2							
Jul 27th	Thu 5:40pm	Brisbane	16	Gold Coast	17	The Gabba	7,279
Jul 29th	Sat 12:45pm	Canberra	24	Sydney	14	GIO Stadium	8,034
JUL 29TH	Sat 3:10pm	St George Illa	38	Parramatta	12	WIN Stadium	5,872
Jul 30th	Sun 12:00pm	Newcastle	20	North QLD	31	Belmore	1,584
Jul 30th	Sun 1:50pm	West's Tigers	10	Cronulla	0	Belmore	2,196
ROUND 3							
Aug 3rd	Thu 5:40pm	Sydney	30	St George Illa	0	SCG	4,201
Aug 5th	Sat 12:50pm	North QLD	12	Brisbane	40	QLD Country Bank	22,659*
Aug 5th	Sat 3:10pm	Cronulla	8	Gold Coast	10	Pointsbet	3,021
Aug 6th	Sun 12:00pm	Parramatta	4	Newcastle	38	CommBank	23,596*
Aug 6th	Sun 1:50pm	Canberra	28	West's Tigers	22	GIO Stadium	7,140
ROUND 4							
Aug 12th	Sat 11:05am	St George Illa	18	Canberra	19	WIN Stadium	1,521
Aug 12th	Sat 12:40pm	North QLD	16	West's Tigers	12	Totally Workwear	1,173
Aug 12th	Sat 3:10pm	Brisbane	22	Parramatta	10	Totally Workwear	1,811
Aug 13th	Sun 12:00pm	Cronulla	12	Sydney	36	Pointsbet	1,920
Aug 13th	Sun 1:50pm	Newcastle	22	Gold Coast	10	McDonald Jones	12,889
ROUND 5							
Aug 19th	Sat 11:05am	North QLD	12	Cronulla	40	QLD Country Bank	1,878
Aug 19th	Sat 12:50pm	West's Tigers	16	St George Illa	20	CommBank	3,652
AUG 19TH	Sat 3:10pm	Gold Coast	8	Sydney	30	Cbus	6,943
Aug 20th	Sun 12:00pm	Newcastle	22	Brisbane	20	McDonald Jones	17,043
Aug 20th	Sun 1:50pm	Canberra	28	Parramatta	22	GIO Stadium	7,185

ROUND 6							
Aug 26th	Sat 11:05am	Parramatta	16	North QLD	12	Netstrata	520
Aug 26th	Sat 1:15pm	St George Illa	22	Gold Coast	23	Netstrata	1,312
Aug 26th	Sat 3:10pm	Sydney	48	West's Tigers	10	Allianz	8,161
Aug 27th	Sun 12:00pm	Brisbane	40	Canberra	8	Totally Workwear	1,692
Aug 27th	Sun 1:50pm	Newcastle	22	Cronulla	14	McDonald Jones	19,519
ROUND 7							
Sep 2nd	Sat 11:05am	Canberra	12	Newcastle	20	GIO Stadium	1,962
Sep 2nd	Sat 12:50pm	Brisbane	32	Cronulla	28	QLD Country Bank	1,478
Sep 2nd	Sat 3:10pm	North QLD	16	St George Illa	48	QLD Country Bank	2,479
Sep 3rd	Sun 12:00pm	Gold Coast	16	West's Tigers	4	Cbus	4,790
Sep 3rd	Sun 1:50pm	Sydney	46	Parramatta	12	Industree Group	3,756
ROUND 8							
Sep 7th	Thu 7:45pm	Cronulla	16	St George Illa	8	Pointsbet	1,630
Sep 9th	Sat 11:30am	West's Tigers	18	Brisbane	22	McDonald Jones	3,634
Sep 9th	Sat 1:30pm	Newcastle	20	Sydney	4	McDonald Jones	3,634
Sep 10th	Sun 11:30am	North QLD	12	Canberra	34	Cbus	1,096
Sep 10th	Sun 1:30pm	Gold Coast	34	Parramatta	12	Cbus	2,086
ROUND 9							
Sep 14th	Thu 7:45pm	West's Tigers	8	Newcastle	28	Campbelltown	1,733
Sep 16th	Sat 6:00pm	Sydney	40	North QLD	16	Netstrata	632
Sep 16th	Sat 8:10pm	St George Illa	12	Brisbane	46	Netstrata	1,736
Sep 17th	Sun 1:05pm	Parramatta	6	Cronulla	56	GIO Stadium	2,889
Sep 17th	Sun 3:15pm	Canberra	6	Gold Coast	30	GIO Stadium	2,889
SEMI FINALS							
Sep 24th	Sun 2:05pm	Newcastle (1)	v	Brisbane (4)		McDonald Jones	
Sep 24th	Sun 4:15pm	Sydney (2)	v	Gold Coast (3)		Allianz	
GRAND FINAL							
Oct 1st	Sun 3:55pm	New or Bri	v	Syd or Gld		Accor	

\* crowd figure supplied for NRL-NRLW double header



## BETFRED SUPER LEAGUE

### ROUND 26 RECAP with JUSTIN DAVIES

**LEIGH 20** (T. Briscoe, J. Charnley, J. Hughes tries; B. Reynolds 3 goals; G. O'Brien 2 field goals) **DEFEATED WAKEFIELD (TRINITY) 19** (L. Kershaw 2, L. Hood tries; M. Lino 3 goals; L. Gale field goal) **AT LEIGH SPORTS VILLAGE STADIUM.** Date: Fri, 15th September. Kickoff: 8:00 PM. Halftime: Leigh 12-6. Penalties: Leigh 8-1. Referee: Tom Grant. Crowd: 5,565. **LEIGH:** O'Brien, Briscoe, Gildart, Chamberlain, Charnley; Reynolds, Lam; Amoné, Ipape, Mulhern, O'Donnell, Hughes, Davis. Int: Mellor, Wardle, Nakubwai, Holmes. **WAKEFIELD (Trinity):** Jowitt, Kershaw, Croft, Franco, Lineham; Gale, Lino; Battye, Hood, Whitbread, Ashurst, Griffin, Pitts. Int: Tanginoa, Kay, Proctor, Salabio.

**Leigh Leopards won a golden point thriller 20-19 against Wakefield Trinity at Leigh Sports Village on Friday night.**

The result confirms that Wakefield Trinity will be relegated to the RFL Championship for next season after a tough season. It was a quick fire opening to the game. Leigh opened the scoring through winger Tom Briscoe before Wakefield responded as Liam Hood scooped up a loose ball to make it 6-0. Leigh were able to retake the lead before half-time. Josh Charnley stepped inside his defender after an offload to touch down.

Coming out of the break, Leigh felt just fine. Jack Hughes was able to power his way over from close range for 16-6. Wakefield needed to win to keep their hopes alive. Lee Kershaw produced a quickfire double to put the visitors into the lead. The Leopards levelled things up again after Ben Reynolds piloted through a penalty goal on the hour mark to make it 18-11. Drama was at a high in the closing stages. Both teams traded field goals through Gareth O'Brien and Luke Gale which sent the game to Golden Point. Leigh were triumphant in the extra period. O'Brien nailed his second field goal of the game and gave the Leopards a 20-19 win.

**ST HELENS 18** (M. Mbye, M. Percival, C. Sironen tries; M. Percival 3 goals) **DEFEATED WARRINGTON 6** (D. Clark try; S. Ratchford goal) **AT HALLIWELL JONES STADIUM.** Date: Fri, 15th September. Kickoff: 8:00 PM. Halftime: St Helens 12-0. Penalties: Warrington 9-4. Referee: Jack Smith. Crowd: 12,855. **WARRINGTON:** Dufty, Russell, Wrench, Ratchford, Ashton; Hayes, Drinkwater; Mikaele, Clark, Vaughan, Currie, Nicholson, Crowther. Int: Harrison, Kasiano, Philbin, Walker. **ST HELENS:** Welsby, Makinson, Percival, Davies, Bennison; Lomax, Dodd; Lees, Roby, Mata'utia, Sironen, Batchelor, Knowles. Int: McCarthy-Scarsbrook, Bell, Royle, Mbye.

**St Helens won 18-6 against Warrington Wolves in a gritty game down at the Halliwell Jones Stadium on Friday night.**

The chase for the League Leader Shield goes down to the final weekend with Wigan, Catalans and St Helens all tied on 38 points. Warrington's loss in this game also left their hopes for the top six hanging by a thread headed into the final weekend. Saints marched over for the first score. Jonny Lomax found a charging Curtis Sironen who went over for a four-pointer on his return. They went to the right for their second try which made it 12-0. It was a superb line run by Mark Percival to slice through.

The Wolves showed some signs of life in the second half. Daryl Clark scooted over from close range to get them on the board. There were some late nerves for the visitors after Jon Bennison was sin binned late in the contest and left them with twelve. Mid-season signing Moses Mbye iced the game for the Saints despite being a man down. He spied a gap and dived over to make it 18-6.

**WIGAN 48** (A. Miski 5, J. Field, B. French, K. Pearce-Paul, S. Powell, J. Wardle tries; R. Hampshire 3, H. Smith goals) **DEFEATED CASTLEFORD 6** (J. Qareqare try; B. Austin goal) **AT DW STADIUM.** Date: Fri, 15th September. Kickoff: 8:00 PM. Halftime: Wigan 22-6. Penalties: Wigan 4-2. Referee: Chris Kendall. Crowd: 13,109. **WIGAN:** Field, Miski, King, Wardle, Marshall; French, Smith; Ellis, Powell, Dupree, Pearce-Paul, Nsemba, Smithies. Int: Shorrocks, Mago, Hill, Hampshire. **CASTLEFORD:** Eden, Wallis, Broadbent, Turner, Qareqare; Austin, Miller; Watts, Horne, Mustapha, Mellor, Lawler, Hall. Int: Griffin, Massey, Martin, Johnstone.

**Wigan Warriors ran rampant in their 48-6 win over Castleford Tigers down at DW Stadium on Friday night.**

The Warriors remain in prime position to take out the League Leaders shield headed into the final weekend after their dominant win. It was a Miski magic night in Wigan. The winger scored five tries in the comfortable win to become equal top scorer in the Super League. He started off the scoring for Wigan with back-to-back tries through both hand and foot to give the hosts a 10-nil lead. Next, Jake Wardle got into the action. He was able to take the inside pass from Liam Marshall to touch down in the left corner. Castleford Tigers got their sole try in the first half. Jason Qareqare finished off the backline move from a scrum to get them on the board. Miski bookended the half with two more tries to bring his tally to four including another acrobatic winger finish to make it 22-6 at the break.

The Warriors came out firing in the second half. Sam Powell and Kai Pearce-Paul both found their way over the stripe while Ryan Hampshire took over kicking duties. It was party time for Wigan in the later stages. Jai Field weaved past the defense to score followed by a late tries from Bevan French and Miski completed the scoring.

**HUDDERSFIELD 52** (K. Naiqama 3, J. McGillvary 2, W. Pryce 2, S. Ikahihifo, E. Marsters tries; J. Connor 8 goals) **DEFEATED HULL FC 20** (T. Hoy, D. McIntosh, A. Savelio, S. Taylor tries; J. Clifford, S. Taylor goals) **AT MKM STADIUM.** Date: Sat, 16th September. Kickoff: 3:00 PM. Halftime: Huddersfield 16-10. Penalties: Hull FC 4-1. Referee: James Vella. Crowd: 10,451. **HULL FC:** McIntosh, Swift, Scott, Sutcliffe, Barron; Hoy, Clifford; Fash, Houghton, Satae, Lane, Savelio, Cator. Int: Brown, Lovodua, Staveley, Taylor. **HUDDERSFIELD:** Pryce, Halsall, Marsters, Naiqama, McGillvary; Connor, Lolohea; Ikahihifo, Milner, Greenwood, Hewitt, Livett, English. Int: O'Brien, Wilson, McQueen, Cudjoe.

**Huddersfield Giants won 52-20 over Hull FC in an open game down at MKM Stadium on Saturday afternoon.**

The visitors struck first in the game. Jermaine McGillvary strolled over from a scrum play to make it 6-0 early in the contest. Hull FC hit back with a pair of tries. Tex Hoy sliced through the defense to level then Darnell McIntosh finished off a long range effort to make it 10-6. Tries continued to come in bunches in the game. Steven Marsters went over then Sebastian Ikahihifo charged over for a 16-10 half-time lead.

Hull FC were the first side to get on the board in the second stanza. Andre Savelio took Hoy's short pass to go over. The Giants turned into a steamroller and piled on the points. Both Kevin Naiqama and Leon Pryce notched up doubles to make it 40-14. Naiqama completed his hat-trick with a strong effort then McGillvary got himself a double with a late score in the one-sided rout. Hull FC did find some late consolation through Scott Taylor. He barged over from close range to complete the 52-20 scoreline.

**CATALANS 61** (A. Keighran 3, T. Davies 2, T. Johnstone 2, B. Garcia, M. Ikuvalu, M. Pearce tries; A. Keighran 9, S. Tomkins goals; S. Tomkins field goal) **DEFEATED LEEDS 0 AT STADE GILBERT BRUTUS.** Date: Sat, 16th September. Kickoff: 6:00 PM. Halftime: Catalans 28-0. Penalties: Catalans 5-3. Referee: Ben Thaler. Crowd: 9,162. **CATALANS:** Tomkins, Davies, Ikuvalu, Keighran, Johnstone; May, Pearce; McMeeken, McClorum, Navarrete, Whitley, Séguier, Garcia. Int: Bousquet, Da Costa, Chan, Ma'u. **LEEDS:** Hooley, Fusitu'a, Newman, Handley, Olpherts; Martin, Sinfield; Oledzki, O'Connor, Holroyd, McDonnell, Gannon, Smith. Int: Lisone, Johnson, Ruan, Donaldson.

**Catalans Dragons thumped Leeds Rhinos 61-0 in their game at Stade Gilbert Brutus on Saturday night.**

The Dragons won back-to-back games which keeps silverware in their sights headed into an epic final weekend. They blew the Rhinos away early doors to set the tone. Adam Keighran, Benjamin Garcia and Tom Davies to make it 18-0. Catalans kept their foot on the throat with a further two scores to lead 28-0. Davies picked up his second four-pointer alongside winger Tom Johnstone.

After announcing his retirement mid-week, Mitch Pearce got involved in the scoring after taking a Tyrone May offload to touch down. The points kept flowing for the hosts. Keighran got his second try alongside a good solo effort from Johnstone to make it 27 tries for the year. Matt Ikuvalu got himself a four-pointer after some patient football from the Dragons as the score blew past the half century mark. Catalans were in pure pointscoring mode. Sam Tomkins kicked a field goal to make it 53-0 then added a penalty goal on the buzzer to push them past 60. Keighran put the icing on the cake for Catalans. The centre completed his hat-trick latching onto a chip kick from Tomkins against a 12-man Rhinos.

**HULL KR 12** (J. Batchelor, R. Hall tries; B. Schneider 2 goals) **DEFEATED SALFORD 0 AT SEWELL GROUP CRAVEN PARK.** Date: Sat, 16th September. Kickoff: 7:30 PM. Halftime: Hull KR 6-0. Penalties: 4-all. Referee: Liam Moore. **HULL KR:** Walker, Senior, Opacic, Kenny-Dowall, Hall; Lewis, Schneider; Hadley, Parcell, King, Batchelor, Linnett, Minchella. Int: Abdull, Sue, Kennedy, Luckley. **SALFORD:** Brierley, Sio, Cross, Lafai, Burgess; Croft, Sneyd; Hellewell, Ackers, Ormondroyd, Watkins, Stone, Partington. Int: Vuniyayawa, Atkin, Addy, Bourouh.

**Hull KR won 12-0 against Salford Red Devils in their game down at Craven Park on Saturday night.**

The Rovers were flying high after this game which confirmed they will finish inside the top six and make the finals. They had some early chances in the contest but Brad Schneider wasn't able to handle an offload from Shaun Kenny-Dowall with the line open. Schneider made up for that error to set up the opener. He turned the ball inside before it found James Batchelor to went over for a 6-0 lead. Both sides had chances to get on the scoreboard before the half. Mikey Lewis was wrapped up after his break then Salford had theirs chalked off for a forward pass.

Salford were reduced to twelve when King Vuniyayawa was binned after a late hit on a Robins player but they held on to only trail by six. Lewis was involved again when he won a penalty after a high tackle. Schneider stepped up and converted to make it 8-0. Hull KR confirmed their top six spot with a late score. Veteran winger Ryan Hall rampaged down the sideline to get on the board and make it 12-0.

TABLE: ROUND 26	P	W	L	D	F	A	+/-	Pts
1. WIGAN WARRIORS	26	19	7	0	712	354	358	38
2. CATALANS DRAGONS	26	19	7	0	703	412	291	38
3. ST HELENS	26	19	7	0	583	354	229	38
4. LEIGH LEOPARDS	26	16	10	0	579	498	81	32
5. HULL KR	26	15	11	0	533	486	47	30
6. WARRINGTON WOLVES	26	13	13	0	577	504	73	26
7. SALFORD RED DEVILS	26	13	13	0	486	493	-7	26
8. LEEDS RHINOS	26	11	15	0	489	534	-45	22
9. HUDDERSFIELD GIANTS	26	11	15	0	465	522	-57	22
10. HULL FC	26	10	16	0	454	624	-170	20
11. CASTLEFORD TIGERS	26	6	20	0	323	728	-405	12
12. WAKEFIELD TRINITY	26	4	22	0	291	686	-395	8

# BETFRED CHAMPIONSHIP

## ROUND 26 RESULTS

**NEWCASTLE 36** (G. Boafa 2, A. Donaghy 2, C. Bailey, P. Burns, A. Clegg tries; N. Williams 4 goals) **DEFEATED BARROW 24** (A. Bulman 2, L. Broadbent, A. Jackson tries; R. Shaw 4 goals) **AT KINGSTON PARK**. Date: Sat, 16th September. Kickoff: 3:00 PM. Halftime: Newcastle 14-0. Penalties: 4-all. Referee: Cameron Worsley. Crowd: 904. **NEWCASTLE**: Donaghy, Johnson, Walsh, Walker, Boafa; Bailey, Williams; Chapelhow, Davies, Chapelhow, Tuliatu, Clegg, Walton. Int: Burns, Simons, Lightowler, Rushworth. **BARROW**: Cresswell, Shaw, Toal, Broadbent, Bulman; Sammut, Johnston; Evans, Wood, Worthington, Emslie, Stack, Wilkinson. Int: Carter, Jackson, Corkill, Billington.

**FEATHERSTONE 29** (C. Hall, C. Jones, M. Kheirallah, T. Lacans, J. Leilua tries; M. Kheirallah 4 goals; T. Lacans field goal) **DEFEATED TOULOUSE 16** (S. Akauola, R. Brochon, B. Laguerre tries; J. Shorrocks 2 goals) **AT STADE DES MINIMES**. Date: Sat, 16th September. Kickoff: 6:00 PM. Halftime: Toulouse 16-12. Penalties: Featherstone 7-2. Referee: Michael Small. Crowd: 2,603. **TOULOUSE**: Santo, Marcon, Laguerre, Armitage, Laguerre; Shorrocks, Brochon; Belmas, Gahan, Biscarro, Lima, Stefani, Marion. Int: Pélissier, Akauola, Bretherton, Skoundri. **FEATHERSTONE**: Kheirallah, Hall, Leilua, Hankinson, Gale; Lacans, Ford; Lockwood, Wildie, Cozza, Day, Taylor, Smith. Int: Jones, Davies, Moors, Bussey.

**HALIFAX 23** (L. Walmsley 2, A. Sutcliffe, J. Woodburn-Hall tries; L. Jouffret 3 goals; L. Jouffret field goal) **DEFEATED KEIGHLEY 22** (M. Agoro 2, C. Graham, M. Ioane tries; O. Thomas 3 goals) **AT COUGAR PARK**. Date: Sun, 17th September. Kickoff: 3:00 PM. Halftime: 10-all. Penalties: 5-all. Referee: Nick Bennett. Crowd: 2,367. **KEIGHLEY**: Young, Agoro, Storey, Sa'u, Graham; Spence, Thomas; Ioane, Gaylor, Kesik, Robson, Adebisi, Trout. Int: Rush, Walker, Lynam, Bibby. **HALIFAX**: Woodburn-Hall, Walmsley, McComb, Crooks, Saltonstall; Jouffret, Keyes; Larroyer, Moore, Murray, Kavanagh, Gee, Fairbank. Int: Inman, Tangata, Lannon, Sutcliffe.

**BRADFORD 12** (J. Myers 2 tries; J. Lilley 2 goals) **DEFEATED LONDON 10** (H. Raiwalui, A. Walker tries; C. Norman goal) **AT CHERRY RED RECORDS STADIUM**. Date: Sun, 17th September. Kickoff: 3:00 PM. Halftime: Bradford 6-4. Penalties: Bradford 9-5. Referee: Liam Rush. Crowd: 1,158. **LONDON**: Walker, Grant, Bassett, Hoyes, Macani; Raiwalui, Norman; Albert, Davis, Butler, Lovell, Natoli, Parata. Int: Leyland, Williams, Stock, Leyland. **BRADFORD**: Holmes, Blackmore, Myers, Gill, Tindall; Gaskell, Lilley; Lawrence, Jowitt, Doro, Butler, Arundel, Baitieri. Int: Flanagan, Appo, Scurr, Rogers.

**SWINTON 21** (J. Gibson 2, K. Baker tries; D. Abram 4 goals; J. Gibson field goal) **DEFEATED WHITEHAVEN 20** (D. Aiye, D. Eccleston, C. Taylor, C. Teare tries; J. Rourke 2 goals) **AT HEYWOOD ROAD**. Date: Sun, 17th September. Kickoff: 3:00 PM. Halftime: Whitehaven 16-12. Penalties: Whitehaven 6-5. Referee: Aaron Moore. Crowd: 1,315. **SWINTON**: Abram, Romeo, Lloyd, Bruines, Lepori; Butterworth, Gibson; Bennion, Roby, Brogan, Cox, Foster, Hall. Int: Baker, Case, Rodden. **WHITEHAVEN**: Rourke, Eccleston, Taylor, Dixon, Teare; Carter, Doran; Castle, Newton, Ainley, Holliday, Lanskey, Hill. Int: Aiye, Phillips, Singleton, Spencer-Tonks.

**SHEFFIELD 38** (A. Murphy 2, C. Aston, J. Hansen, E. Hodgson, A. Thackeray tries; C. Aston 7 goals) **DEFEATED WIDNES 18** (K. Dixon 2, A. Lawton tries; K. Dixon 3 goals) **AT DCBL STADIUM**. Date: Sun, 17th September. Kickoff: 3:00 PM. Halftime: Sheffield 8-6. Penalties: Widnes 5-3. Referee: Scott Mikalauskas. Crowd: 2,961. **WIDNES**: Owens, Ince, Fleming, Edge, Dixon; Lyons, Gilmore; Field, Fozard, Lawton, Wilde, Grady, Brown. Int: Farnworth, Davies, Walker, Roberts. **SHEFFIELD**: Lailu-Togaga'e, Jones-Bishop, Oakes, Glover, Dawson-Jones; Aston, Thackeray; Kirk, Hansen, Dickinson, Murphy, Sene-Lefao, Hodgson. Int: Gwaze, Wood, Broadbent, Liu.

**YORK 15** (J. Brown, O. Pratt, A. Towse tries; L. Harris goal; L. Harris field goal) **DEFEATED BATLEY 14** (J. Meadows, D. Morton, L. Walshaw tries; D. Morton goal) **AT LNER COMMUNITY STADIUM**. Date: Mon, 18th September. Kickoff: 7:45 PM. Halftime: York 14-10. Referee: Marcus Griffiths. **YORK**: Brown, Towse, Clarkson, Pratt, Harrison; Dee, Harris; Tai, Jubb, Fitzsimmons, Field, Kirmond, Thompson. Int: Michael, Pauli, Santi, Pemberton. **BATLEY**: McGowan, Morton, Hodson, Buchanan, Kear; Meadows, Woods; Gledhill, Blake, Reilly, Manning, Walshaw, White. Int: Ward, Senior, Flynn, Burton.

TABLE: ROUND 26	P	W	L	D	F	A	+/-	Pts
1. FEATHERSTONE ROVERS	26	24	2	0	1017	285	732	48
2. TOULOUSE OLYMPIQUE XIII	26	18	8	0	808	369	439	36
3. SHEFFIELD EAGLES	26	16	10	0	764	543	221	32
4. BRADFORD BULLS	26	15	10	1	660	556	104	31
5. LONDON BRONCOS	26	15	11	0	576	536	40	30
6. HALIFAX PANTHERS	26	14	11	1	678	550	128	29
7. YORK RLFC KNIGHTS	26	14	12	0	526	539	-13	28
8. BATLEY BULLDOGS	26	14	12	0	474	501	-27	28
9. WIDNES VIKINGS	26	13	13	0	611	592	19	26
10. BARROW RAIDERS	26	8	17	1	453	641	-188	17
11. WHITEHAVEN RLFC	26	8	18	0	465	781	-316	16
12. SWINTON LIONS	26	8	18	0	404	727	-323	16
13. KEIGHLEY COUGARS	26	8	18	0	488	813	-325	16
14. NEWCASTLE THUNDER	26	5	20	1	397	888	-491	11

# WEEKEND FIXTURES

All times BST

## BETFRED SUPER LEAGUE ROUND 27

Time	Match	Venue
Fri 8:00PM	<b>HUDDERSFIELD v WARRINGTON</b>	John Smith's Stadium
	<b>ST HELENS v HULL FC</b>	Totally Wicked Stadium
	<b>SALFORD v CATALANS</b>	Salford Stadium
	<b>WAKEFIELD v HULL KR</b>	Be Well Support Stadium
	<b>LEEDS v CASTLEFORD</b>	Headingley Stadium
	<b>LEIGH v WIGAN +</b>	Leigh Sports Village Stadium

+ denotes match broadcast live on Sky Sports (UK) and Fox League (AU)

Sky Sports will have cameras at all games to ensure coverage across the final round, but will primarily broadcast Leigh v Wigan.

## BETFRED CHAMPIONSHIP ROUND 27

Time	Match	Venue
Sat 3pm	<b>WHITEHAVEN v TOULOUSE</b>	LEL Arena
	<b>BATLEY v NEWCASTLE</b>	Fox's Biscuits Stadium
Sat 6pm	<b>FEATHERSTONE v WIDNES</b>	Millennium Stadium
Sun 3pm	<b>LONDON v KEIGHLEY</b>	Cherry Red Records Stadium
	<b>HALIFAX v SWINTON</b>	The Shay Stadium
	<b>BARROW v YORK</b>	Matt Johnson Prestige Stadium
Sun 6:30pm	<b>SHEFFIELD v BRADFORD +</b>	Olympic Legacy Park

+ denotes match broadcast live on Viaplay Sports (UK) and Fox League (AU)

## BETFRED WOMENS SUPER LEAGUE PLAYOFFS - SEMI FINALS

Time	Match	Venue
Sat 3:30pm	<b>YORK v WIGAN</b>	LNER Community Stadium
Sat 6pm	<b>ST HELENS v LEEDS</b>	Totally Wicked Stadium







JOIN THE CONVERSATION  
**@LEAGUEUNLIMITED**

**LU.**

# THE FRONT ROW FORUMS

AUSTRALIA'S BIGGEST RUGBY  
LEAGUE DISCUSSION BOARDS

[forums.leagueunlimited.com](http://forums.leagueunlimited.com)

**THERE IS NO OFF-SEASON**