

The **FRONT ROW**



**LEAGUE
UNLIMITED**

NRL Round 13, WSO03

May 29-Jun 1, 2025 • **VOLUME 6 • ISSUE 13**

A long-exposure photograph of a waterfront at dusk. In the foreground, a row of tall, modern street lamps with warm yellow light stands on a paved promenade. The water is calm, reflecting the lights from the lamps and the distant city. A sailboat with its mast illuminated by blue and red lights is visible in the middle ground. The sky is a mix of deep blue and orange from the setting sun, with some clouds. In the background, city lights and distant hills are visible.

Women's Origin 3 Round 13

NRL TELSTRA PREMIERSHIP Match Programme
Fixtures, teamlist and results for **NSWRL, QRL and UK competitions**

In this issue

NRL Ladder & Stats Leaders, Judiciary, Up Next	3
--	---

NRL Round 12 match wraps	4
--------------------------	---

Men's State of Origin I match wrap	9
------------------------------------	---

Women's State of Origin match programme	
THURSDAY 7:45pm Game III: NSW v QLD	McDonald Jones 10

NRL Round 13 match programme	BYES: Canterbury, Cronulla, Dolphins
FRIDAY 8pm St Geo Illa v Newcastle	Jubilee 12
SATURDAY 3pm Gold Coast v Melbourne	Cbus 14
5:30pm North Qld v Wests Tigers	QLD Country Bank 16
7:35pm Manly v Brisbane	4 Pines 18
SUNDAY 2pm South Sydney v Warriors	Accor 20
4:05pm Penrith v Parramatta	Commbank 22
6:15pm Sydney v Canberra	Allianz 24

NSWRL Competitions	Teamlists	Results
Knock on Effect NSW Cup	Round 13	Round 12 26
U21 Jersey Flegg Cup	Round 13	Round 12 28
Ron Massey Cup	Round 10	Round 9 29
Sydney Shield	Round 10	Round 9 29

QRL Competitions	Teamlists	Results
Hostplus Cup	Round 11	Round 10 30
U20 NRLQ Series	Round 1	15, 17

UK WATCH	
Betfred Super League Round 12 wrap	32
Betfred Women's Super League Round 2 results	36
Betfred Championship Round 11 results	38
Betfred League One Round 10 results	39

NRL 2025 FIXTURES, RESULTS and CROWDS	40
---------------------------------------	----

Thanks to our contributors to this week's edition:

Managers	Steve WILLIAMS, Coby DELANEY	Contributors	Rob CROSBY	Rhys SULLIVAN
Editor	Tim COSTELLO		Josh ROBERTSON	Adam HUXTABLE
Statistics	Andrew FERGUSON & Shawn DOLLIN		AJ LUCANTONIO	Kelly HOLLIS
	- Rugby League Project		Andrew JACKSON	Justin DAVIES

Cover image: The sun sets on the Women's Origin series this Thursday in Newcastle.
Gilly Tanabose / Unsplash

NOTE: Information in this publication is provided in good faith, aggregated from various sources to provide a central guide for fans. Any match information, kickoff times, venues, lineups and officials are subject to change without notice. It is recommended checking with the relevant governing body of a competition for official updated information.

NRL Ladder & Stats Leaders

Premiership ladder after Round 12

#	Team	Home							Away							TOTAL								
		P	W	L	D	F	A	PD	P	W	L	D	F	A	PD	P	W	L	D	B	F	A	Pts	PD
1.	Canterbury	5	4	1	-	124	88	36	6	5	1	-	152	114	38	11	9	2	-	1	276	202	20	+74
2.	Canberra	6	5	1	-	186	134	52	6	4	2	-	148	130	18	12	9	3	-	-	334	264	18	+70
3.	Warriors	6	5	1	-	136	94	42	5	3	2	-	79	122	-43	11	8	3	-	1	215	216	18	-1
4.	Melbourne	6	5	1	-	234	92	142	4	1	3	-	104	111	-7	10	6	4	-	2	338	203	16	+135
5.	Cronulla	5	4	1	-	116	94	22	7	3	4	-	176	154	22	12	7	5	-	-	292	248	14	+44
6.	Souths	6	4	2	-	106	114	-8	5	2	3	-	75	119	-44	11	6	5	-	1	181	233	14	-52
7.	North Qld	5	2	2	1	128	128	0	5	2	3	-	100	132	-32	10	4	5	1	2	228	260	13	-32
8.	Brisbane	5	3	2	-	156	114	42	6	2	4	-	132	132	0	11	5	6	-	1	288	246	12	+42
9.	Manly	6	3	3	-	164	134	30	5	2	3	-	94	106	-12	11	5	6	-	1	258	240	12	+18
10.	St Geo Illa	5	2	3	-	110	92	18	5	2	3	-	118	147	-29	10	4	6	-	2	228	239	12	-11
11.	Sydney	6	3	3	-	162	180	-18	5	2	3	-	104	106	-2	11	5	6	-	1	266	286	12	-20
12.	Wests Tigers	6	2	4	-	120	142	-22	5	3	2	-	106	138	-32	11	5	6	-	1	226	280	12	-54
13.	Dolphins	5	2	3	-	114	100	14	7	3	4	-	180	152	28	12	5	7	-	-	294	252	10	+42
14.	Newcastle	5	1	4	-	70	118	-48	6	3	3	-	83	90	-7	11	4	7	-	1	153	208	10	-55
15.	Parramatta	6	2	4	-	95	150	-55	5	2	3	-	114	138	-24	11	4	7	-	1	209	288	10	-79
16.	Gold Coast	4	1	3	-	74	110	-36	6	2	4	-	136	200	-64	10	3	7	-	2	210	310	10	-100
17.	Penrith	6	2	4	-	126	141	-15	5	1	3	1	124	130	-6	11	3	7	1	1	250	271	9	-21

Most tries

#	Player	Team	P	T
1	Ryan Papenhuyzen	Melbourne	10	12
2	Jesse Arthars	Brisbane	11	11
3	Xavier Coates	Melbourne	10	10
4	KL Iro	Cronulla	8	9
=	Tyrell Sloan	St Geo Illa	9	9
=	Hudson Young	Canberra	11	9
=	Sunia Turuva	Wests Tigers	11	9

Most goals

#	Player	Team	P	G/A	%
1	Jamayne Isaako	Dolphins	12	51 / 57	89%
=	Jamal Fogarty	Canberra	12	51 / 64	80%
3	Reuben Garrick	Manly	11	43 / 54	80%
4	Ryan Papenhuyzen	Melbourne	10	39 / 47	83%
=	Adam Reynolds	Brisbane	11	39 / 48	81%

Most points

#	Player	Team	P	T	G	FG	Pts
1	Ryan Papenhuyzen	Melbourne	10	12	39	-	126
2	Jamayne Isaako	Dolphins	12	5	51	-	122
3	Reuben Garrick	Manly	11	6	43	-	110
=	Jamal Fogarty	Canberra	12	2	51	-	110
5	Adam Reynolds	Brisbane	11	3	39	0/1	92
6	Sandon Smith	Sydney	11	5	35	-	90
7	Luke Metcalf	Warriors	11	7	30	1	89
8	Valentine Holmes	St Geo Illa	10	3	34	-	80
=	Nicho Hynes	Cronulla	12	1	38	-	80
10	Nathan Cleary	Penrith	9	1	34	-	72
=	Scott Drinkwater	North Qld	10	2	32	-	72

Match review & judiciary results - NRL Round 12

Player	Team	Grade	Charge	Base	# Offence	Early plea	Guilty / NC	Plea	Result
Josh CURRAN	Canterbury	1	Careless High Tackle	\$1500	3rd +	\$3000	2 matches	Guilty - early plea	\$3000
Kurt DONOGHOE	Dolphins	1	Dangerous Contact	\$1500	1st	\$1000	\$1500	Guilty - early plea	\$1000
Haumole OLAKAU'ATU	Manly	1	Contrary Conduct	\$1500	2nd	\$1800	\$2500	Guilty - early plea	\$1800
Liam HENRY	Penrith	2	Crusher Tackle	3 matches	1st	2 matches	3 matches	Guilty - early plea	2 matches
Ronaldo MULITALO	Cronulla	2	Dangerous Contact	2 matches	1st	1 match	2 matches	Guilty - early plea	1 match
Corey HORSBURGH	Canberra	1	Dangerous Contact	\$1500	2nd	\$1800	\$2500	Guilty - early plea	\$1800
Jacob LABAN	Warriors	1	Dangerous Contact	\$1500	1st	\$1000	\$1500	Guilty - early plea	\$1000
Joe TAPINE	Canberra	1	Shoulder Charge	\$2000	2nd	\$3000	2 matches	Guilty - early plea	\$3000
Tom STARLING	Canberra	2	Dangerous Contact	2 matches	1st	1 match	2 matches	Guilty - early plea	1 match

Up next NRL Telstra Premiership

ALL TIMES AEST

Round 14 • June 5-9

Date	Date	Date	Match	Venue
Thu	5 June	7:50pm	Newcastle Knights v Manly-Warringah Sea Eagles	McDonald Jones Stadium, New Lambton / Awabakal
Fri	6 June	6:00pm	Melbourne Storm v North Queensland Cowboys	AAMI Park, Melbourne / Wurundjeri
		8:00pm	Dolphins v St George Illawarra Dragons	Suncorp Stadium, Milton / Yuggera-Turrbal
Sat	7 June	5:30pm	Cronulla-Sutherland Sharks v Warriors	Sharks Stadium, Woolooware / Dharawal
		7:35pm	Brisbane Broncos v Gold Coast Titans	Suncorp Stadium, Milton / Yuggera-Turrbal
Sun	8 June	2:00pm	Canberra Raiders v South Sydney Rabbitohs	GIO Stadium Canberra, Bruce / Ngunnawal
		4:05pm	Wests Tigers v Penrith Panthers	CommBank Stadium, Parramatta / Burramattagal
Mon	9 June	4:00pm	Canterbury-Bankstown Bulldogs v Parramatta Eels	Accor Stadium, Sydney Olympic Park / Wanngal
BYE			Sydney Roosters	

Dolphins deliver in the wet

Rob Crosby

It was wet, error-prone and away from home, yet it made no difference for the Dolphins as they demolished the Canterbury-Bankstown Bulldogs 44-8 on Thursday evening.

Equalling their highest ever score with seven tries against the competition leaders, the Dolphins surged to victory with four tries in the final quarter to the delight of a small contingent among the 10,412 supporters who braved a night of unrelenting rain at Accor Stadium.

Having struggled historically in Sydney with only two wins from eight previous visits, the Dolphins negated an early penalty goal from Matt Burton with a right side shift finished off by Jamayne Isaako (12th minute) to pave the way for a shock upset.

As the rain continued to hamper attacking opportunities midway through the opening half, both sides were left to lament near misses with the bunker denying Blake Taaffe and Jack Bostock upon review.

A penalty goal to Isaako edged the visitors out to a converted try lead, however the margin was slashed minutes later when Lipoi Hopoi (32nd minute) found himself in the right place to pounce on a crossfield kick to collect his first try in the top grade.

Tries either side of halftime put the Dolphins on the front foot with Bostock (38th minute) touching down out wide before Harrison Graham (46th minute) supported an offload from Josh Kerr to establish a 20-8 lead.

The Bulldogs appeared to strike back with Jake Turpin crashing through the Dolphins' defence only for ecstasy to turn to disappointment with the referee deeming Reed Mahoney's pass forward.

The Dolphins made the most of their good fortune with Herbie Farnworth (64th minute) burrowing over from close range for a try that broke the Bulldogs' resolve.

Tries to Francis Molo (73rd minute), Jake Averillo (76th minute) and Kurt Donoghoe (78th minute) completed a famous win for the visitors as the Bulldogs were left to lament only their second loss of the season.

Next week, the Bulldogs (second bye) and Dolphins (first bye) will enjoy a weekend off respectively following the opening State of Origin fixture.



8 – 44



Canterbury	8	-	44	Dolphins
Lipoi HOPOI		T		Jake AVERILLO
				Jack BOSTOCK
				Kurt DONOGHOE
				Herbie FARNWORTH
				Harrison GRAHAM
				Jamayne ISAAKO
				Francis MOLO
Matt BURTON	2/2	G	8/9	Jamayne ISAAKO
TEAMSHEETS				
Connor TRACEY	1	FB	1	Jake AVERILLO
Blake WILSON	2	W	2	Jamayne ISAAKO
Bronson XERRI	3	C	3	Max FEAGAI
Blake TAAFFE	4	C	4	Herbie FARNWORTH
Marcelo MONTOYA	5	W	5	Jack BOSTOCK
Matt BURTON	6	FE	6	Kodi NIKORIMA
Toby SEXTON	7	HB	7	Isaiya KATO
Samuel HUGHES	16	FR	8	Francis MOLO
Reed MAHONEY	9	HK	9	Kurt DONOGHOE
Josh CURRAN	10	FR	10	Felise KAUFUSI (c)
Viliame KIKAU (c)	11	2R	11	Kulikefu FINEFEUIAKI
Harry HAYES	12	2R	17	Oryn KEELEY
Bailey HAYWARD	13	L	13	Ray STONE
Lipoi HOPOI	8	B	12	Connelly LEMUEL
Jake TURPIN	14	B	14	Harrison GRAHAM
Kurtis MORRIN	15	B	15	Mark NICHOLLS
Luke SMITH	17	B	16	Josh KERR
Cameron CIRALDO		HC		Kristian WOOLF

Date: Thu, 22nd May. Kickoff: 7:50 PM. Halftime: Dolphins 14-8.
Penalties: Dolphins 6-5. Referee: Todd Smith. Crowd: 10,412.

LeagueUnlimited.com Players of the Match:

3 points - Isaiya Katoa
2 points - Kurt Donoghoe
1 points - Herbie Farnworth

Eels beat pedestrian Manly

Andrew Ferguson

An Eels side missing halfback Mitch Moses and outside back Zac Lomax looked like a well-oiled machine on Friday night, as they comfortably accounted for a Manly side that was pedestrian at best and at times, lost.

Manly too were missing key players Daly Cherry-Evans and Jake Trbojevic, but looked all at sea against the Eels, especially in the second half.

Just 2 minutes into the match and Eels centre Will Penisini came off after a head clash. He failed his HIA and was replaced by youngster Joash Papali'i. Manly opened the scoring in the ninth minute when Toluta'u Koula produced a brilliant no-look catch and pass to put Lehi Hopoate over in the corner for a good try. Reuben Garrick failed to convert from the sideline.

Parramatta hit back in the 23rd minute after Dylan Brown kicked high. Dylan Walker batted the ball back, where Dean Hawkins regathered and promptly grubbered through for Papali'i, who blindly passed to his outside where Jordan Samrani wrapped around and somehow got the ball down while being flipped over. Sean Russell failed to convert.

In the first set after the restart, Walker threw a dummy and then ran 60 metres before throwing a long ball out to Papali'i, who let it bounce, regathered, stepped inside the defence and then dived over to score a brilliant try. Russell converted.

From the ensuing restart, the Eels turned the ball over on the second tackle. From the ensuing set, Manly produced some nice ball movement on their left side, creating an extra man to send Hopoate in for an easy try. Garrick converted to level the scores.

Just on the stroke of halftime, the Eels crossed again when Hawkins held up a nice ball to his lead runner Jack Williams, as the defence over-commits out wide. Williams stormed onto the ball, ran through the open space to score. Russell converted and at halftime the Eels led 16-10.

The Eels continued the scoring 6 minutes after play resumed when Isaiah longi threw a dummy, then slipped through the gap in the line and slid in to score to a clever solo try. Russell converted.

Hopoate very nearly scored in the 59th minute, but his free arm touched the ground outside the field of play a fraction before he got the ball down.

The Eels added to Manly's woes by scoring shortly after when a grubber by Hawkins bounced around everywhere before longi cleaned it up, stepped and then passed to J'maine Hopgood who bulldozed his way through the defence to score. Russell converted.

Russell kicked a penalty goal in the 64th minute and neither side managed to look interested in scoring points anymore after. And they didn't. Parramatta scored a commanding 30-10 victory.



30 – 10



Parramatta	30	-	10	Manly
J'maine HOPGOOD		T	2	Lehi HOPOATE
Isaiah LONGI				
Joash PAPALII				
Jordan SAMRANI				
Jack WILLIAMS				
Sean RUSSELL	5/6	G	1/2	Reuben GARRICK
TEAMSHEETS				
Isaiah LONGI	1	FB	1	Tom TRBOJEVIC (c)
Sean RUSSELL	2	W	2	Jason SAAB
Will PENISINI	3	C	3	Toluta'u KOULA
Jordan SAMRANI	4	C	4	Reuben GARRICK
Josh ADDO-CARR	5	W	5	Lehi HOPOATE
Dylan BROWN	6	FE	6	Luke BROOKS
Dean HAWKINS	7	HB	7	Jakob ARTHUR
Jack WILLIAMS	8	FR	8	Ethan BULLEMOR
Ryley SMITH	9	HK	9	Jake SIMPKIN
Junior PAULO (c)	10	FR	10	Siosuia TAUKEIAHO
Luca MORETTI	15	2R	11	Haumole OLAKAU'ATU
Kitione KAUTOGA	12	2R	15	Corey WADDELL
J'maine HOPGOOD	13	L	13	Jazz TEVAGA
Kelma TUILAGI	11	B	14	Lachlan CROKER
Dylan WALKER	14	B	16	Nathan BROWN
Ryan MATTERSON	16	B	17	Matt LODGE
Joash PAPALII	18	B	22	Caleb NAVALE
Jason RYLES		HC		Anthony SEIBOLD

Date: Fri, 23rd May. Kickoff: 8:00 PM. Halftime: Parramatta 16-10.
Penalties: Parramatta 6-5. Referee: Liam Kennedy. Crowd: 13,425.

LeagueUnlimited.com Players of the Match:

- 3 points - Dean Hawkins
- 2 points - Joash Papali'i
- 1 points - Isaiah longi

Newcastle dine-and-dash Bathurst victory over wounded Panthers

Rhys Sullivan

A blitzing first half by Newcastle has lifted the Knights to a 25-6 victory over the Panthers despite missing star fullback Kalyn Ponga.

The barrage started early from Newcastle, when Fletcher Sharpe broke through just four minutes into the game, powering through the tackle of Daine Laurie and Liam Henry to put Newcastle on the board.

The next 15 minutes can only be described as the Dylan Lucas and Tyson Gamble show. The Knights five-eighth had three try assists, with two short balls and a kick setting up his back rower for the first hat-trick of his career.

Lucas almost had a fourth on half time, but a great cover tackle by Laurie forced an error, while twice Penrith were denied before half time when Tom Jenkins dropped the ball over the line and Paul Alamoti found to have run a disruptor before Jesse McLean grounded the ball.

Newcastle seemed to take a step back after halftime, but Penrith could not find a way to break through their line until the game was almost an hour old, when debutant Harry Hasset steamed onto a Brad Schneider short ball and scattered several white jerseys in his path. After that Newcastle survived a few scares, and by the time Jack Cogger kicked a field goal in the final minutes the game was already sewn up.

Penrith drop to last on the ladder after 12 words, something that feels unfathomable after their last four years of dominance. Newcastle, despite their slow start to the season, are now just one win outside the top 8 and will hope this game can be a springboard to a rise in form as the season hits the nitty-gritty.

One piece of bad news for the Knights is Adam Elliott, who is set to miss an extended period of time with a torn bicep, while debutant Paul Bryan made a commendable effort to play through a dislocated shoulder.



6 – 25



Penrith	6	-	25	Newcastle
Harrison HASSETT		T	3	Dylan LUCAS
				Fletcher SHARPE
Paul ALAMOTI	1/1	G	4/4	Dane GAGAI
		FG		Jack COGGER
Liam HENRY		BIN		
TEAMSHEETS				
Daine LAURIE	1	FB	1	Fletcher SHARPE
Paul ALAMOTI	2	W	2	James SCHILLER
Thomas JENKINS	5	C	3	Dane GAGAI (c)
Casey McLEAN	4	C	4	Kyle McCARTHY
Jesse McLEAN	20	W	5	Fletcher HUNT
Blaize TALAGI	6	FE	6	Tyson GAMBLE
Brad SCHNEIDER	7	HB	7	Jack COGGER
Moses LEOTA	8	FR	8	Tyson FRIZELL
Mitch KENNY (c)	9	HK	9	Phoenix CROSSLAND
Matt EISENHUTH	10	FR	16	Brodie JONES
Izack TAGO	3	2R	11	Dylan LUCAS
Liam HENRY	12	2R	12	Kai PEARCE-PAUL
Lindsay SMITH	13	L	13	Adam ELLIOTT
Preston RIKI	11	B	14	Jayden BRAILEY
Luke SOMMERTON	14	B	15	Mat CROKER
Luron PATEA	16	B	17	Thomas CANT
Harrison HASSETT	21	B	19	Paul BRYAN
Ivan CLEARY		HC		Adam O'BRIEN

Date: Sat, 24th May. Kickoff: 5:30 PM. Halftime: Newcastle 24-0.
Penalties: Newcastle 8-7. Referee: Belinda Sharpe. Crowd: 12,000.

LeagueUnlimited.com Players of the Match:
3 points - Fletcher Sharpe
2 points - Dylan Lucas
1 points - Tyson Gamble

Undermanned Roosters stand up against toothless Cronulla

Josh Robertson

It wasn't hard to find toothless sharks around Brisbane Water although they turned up on land as the Cronulla Sharks were meek against an understrength Sydney Roosters who picked up a 42-16 win in Gosford.

The Roosters started the game very quickly and had all the momentum as Daniel Tupou picked up the first two tries for the Tricolours as both tries came off the back of two pinpoint kicks from Hugo Savala out to his winger and Tupou was able to get over Mawene Hiroti. The two converted tries were split by a Sandon Smith penalty goal helping Easts to a 14-0 lead.

After fifteen minutes the scoreboard was beating the clock as Cam McInnes slid through some soft Roosters defence to score under the posts and the margin was cut to just eight points.

The Roosters hit back ten minutes later when Hugo Savala was on the end of some magic from James Tedesco who pulled off a flick pass to send his young half into score. The aftermath of the try rubbed salt into the wounds for Cronulla with Ronaldo Mulitalo sent to the sin bin for a high shot on Mark Nawaqanitawase in the lead-up to the try.

Despite points flowing in the first 25 minutes of the half, the points dried up from that point and the Roosters lead 20-6 at the break.

The Roosters picked up first points in the second half when Mark Nawaqanitawase was able to get over the line. Sandon Smith converted for a 26-6 lead. The Roosters soon after added to their lead when debutant Xavier Va'a crossed for his maiden NRL try in front of his fan group. The conversion pushed the Roosters bout to a 32-6 lead.


On the hour mark, KL Iro gave the Sharks hope of a comeback when he went through some soft defence. The Sharks had the momentum when Ronaldo Mulitalo got over inside the final 15 minutes giving the Roosters a few nervous moments even with a 16 point margin.

The Roosters though saw off the challenge from the Sharks with two tries inside the final four minutes when James Tedesco and Dom Young picked up tries. Sandon Smith kicked one of his two conversion attempts which sealed the impressive 42-16 win.

Next week, the Roosters head back to Allianz Stadium for a clash against the Canberra Raiders whilst the Sharks have a bye before facing the New Zealand Warriors.



42 – 16



Sydney	42	-	16	Cronulla
Daniel TUPOU	2	T		KL IRO
Mark NAWAQANITAWASE				Ronaldo MULITALO
Hugo SAVALA				Cameron McINNES
James TEDESCO				
Xavier VA'A				
Dominic YOUNG				
Sandon SMITH	7/8	G	2/3	Nicho HYNES
		BIN		Ronaldo MULITALO
TEAMSHEETS				
James TEDESCO (c)	1	FB	1	William KENNEDY
Daniel TUPOU	2	W	2	Mawene HIROTI
Billy SMITH	3	C	3	Jesse RAMIEN
Mark NAWAQANITAWASE	4	C	4	KL IRO
Dominic YOUNG	5	W	5	Ronaldo MULITALO
Sandon SMITH	6	FE	6	Braydon TRINDALL
Hugo SAVALA	7	HB	7	Nicho HYNES
Makahesi MAKATO	8	FR	8	Addin FONUA-BLAKE
Benaiah IOELU	14	HK	9	Blayne BRAILEY
Salesi FOKETI	10	FR	10	Oregon KAUFUSI
Egan BUTCHER	11	2R	11	Briton NIKORA
Siua WONG	12	2R	12	Billy BURNS
Victor RADLEY	13	L	13	Cameron McINNES (c)
Zach DOCKAR-CLAY	9	B	14	Daniel ATKINSON
Taylor LOSALU	15	B	15	Jesse COLQUHOUN
Blake STEEP	16	B	16	Siosifa TALAKAI
Xavier VA'A	19	B	17	Braden HAMLIN-UELE
Trent ROBINSON		HC		Craig FITZGIBBON

Date: Sat, 24th May. Kickoff: 7:35 PM. Halftime: Sydney 20-6.
Penalties: Cronulla 8-7. Referee: Grant Atkins. Crowd: 13,399.

LeagueUnlimited.com Players of the Match:
3 points - Victor Radley
2 points - Blake Steep
1 points - James Tedesco

The Wrap: NRL Round 12

Resilient Raiders hold on for gutsy road win

Adam Huxtable

The Canberra Raiders have made it back to back wins to sit in outright second on the competition table at the end of round 12, outlasting a gallant Warriors outfit 16-10 on Sunday afternoon.

It had all the makings of an arm wrestle early and that's exactly the way the match would pan out, the Warriors making the Raiders pay for not taking an early gift two points via a penalty goal by forcing a mistake two tackles into a Canberra attacking set.

The home side would use that momentum to march up the field and not make the same mistake as their opponents when given a penalty of their own, Luke Metcalf making no mistake with the penalty goal to give his side a 2-0 lead 15 minutes into the match. The arm wrestle continued in the ensuing sets until Roger Tuivasa-Sheck gave his team the upper-hand, getting a crafty pass to Charnze Nicoll-Klokstad to put his fullback away for a 60-metre gain. The veteran winger would finish what he started, barging over the top of Xavier Savage for the first try of the match a couple of minutes later. Metcalf continued his strong form with the boot to make it an 8-0 game after 25.

Things went from bad to worse for the Green machine, with Corey Horsburgh sent to the sin bin for his side's repeated infringements. The Warriors were unable to take advantage of the extra man though, making two costly errors at inopportune times. That allowed the Raiders to get themselves back into the match, with some crafty ball playing putting Seb Kris through a hole to link up with Tom Starling in support, who scored next to the posts to cut the deficit to 8-6. The Raiders had the better of the running for the rest of the first half but it looked like the Warriors were going to survive when Charnze Nicoll-Klokstad shepherded the ball dead with 45 seconds to play. Adam Pompey had other ideas though, stupidly standing offside on the dropout that allowed the Raiders to make it a tie game going into the sheds.

Canberra again had bountiful opportunities to start the second half but a couple of uncharacteristically poor last tackle options from Jamal Fogarty meant the Warriors would be the first on the scoreboard courtesy of a 7-tackle set. Jackson Ford was hit high and in wet and slippery conditions the Warriors made the wise decision to take the points on offer, going up 10-8 in the 50th minute.

It was a day to forget for Leka Halasima, the young back rower making the first of a series of handling errors in the Warriors set after points, which eventuated in Charnze Nicoll-Klokstad going to the bin for repeated infringements. The Raiders used their one-man advantage better than the Warriors did, levelling things up with a penalty goal initially before taking their first lead of the match a few minutes later. Joe Tapine threw a nice short pass to put Ata Mariota through a hole, before the bench forward got an outstanding offload away to Jamal Fogarty, who burned the replacement fullback Te Maire Martin on his way to the tryline. He converted, making the score 16-10 to the Green team with 15 minutes to play.

It was a chaotic final act to a game between two desperate sides. There were successful challenges and mistakes from restarts as well as 50/50 calls made on whether an advantage had been taken. The upshot was that the Warriors had plenty of possession and field position to send it to golden point, but time after time the Raiders turned up for each other. The climax of the game was in the final three minutes, when Tom Starling was penalised for a late hit on Chanel Harris-Tavita. The Raiders opted for what could go down as the worst challenge in history, which saw the bunker not only uphold the penalty but send Tom Starling to the sin bin.

The Warriors came within an inch of scoring on the 12-man Raiders, with Marata Niukore held up over the line in the 78th minute. The game essentially ended when Leka Halasima dropped the ball again, sealing a good win for the Raiders that pushes them up above the Warriors to 2nd on the table.

Next week, the Warriors are on the road to play Souths, while the Raiders will face off against the Roosters in a 2019 Grand Final rematch.



10 – 16



Warriors	10	-	16	Canberra
Roger TUIVASA-SHECK		T		Jamal FOGARTY
				Tom STARLING
Luke METCALF	3/3	G	4/4	Jamal FOGARTY
Charnze NICOLL-KLOKSTAD		BIN		Corey HORSBURGH
				Tom STARLING
TEAMSHEETS				
Charnze NICOLL-KLOKSTAD	1	FB	1	Kaao WEEKES
Dallin WATENE-ZELEZNIAK	2	W	2	Savelio TAMALE
Adam POMPEY	3	C	3	Matthew TIMOKO
Ali LEIATAUA	22	C	4	Sebastian KRIS
Roger TUIVASA-SHECK	5	W	5	Xavier SAVAGE
Chanel HARRIS-TAVITA	6	FE	6	Ethan STRANGE
Luke METCALF	7	HB	7	Jamal FOGARTY
Marata NIUKORE	12	FR	8	Corey HORSBURGH
Wayde EGAN	9	HK	9	Tom STARLING
Bunty AFOA	10	FR	10	Joseph TAPINE (c)
Selumela HALASIMA	11	2R	11	Simi SASAGI
Kurt CAPEWELL (c)	4	2R	12	Zac HOSKING
Erin CLARK	13	L	13	Morgan SMITHIES
Jackson FORD	8	B	14	Owen PATTIE
Te Maire MARTIN	14	B	15	Noah MARTIN
Jacob LABAN	15	B	16	Josh PAPALII
Demitric VAIMAUGA	16	B	17	Ata MARIOTA
Andrew WEBSTER		HC		Ricky STUART

Date: Sun, 25th May. Kickoff: 6:05 PM. Halftime: 8-all.
Penalties: Warriors 10-7. Referee: Adam Gee. Crowd: 26,512.

LeagueUnlimited.com Players of the Match:

3 points - Savelio Tamale
2 points - Simi Sasagi
1 points - Roger Tuivasa-Sheck

NSW dominant as they take a 1-0 lead across the Nullabor

AJ Lucantonio

The NSW Blues have taken a 1-0 series win to WA after a dominating 18-6 win over the QLD Maroons at Suncorp Stadium to open the AMPOL State of Origin series.

It was a tense opening to the game with the Maroons the first to crack. A penalty against Jeremiah Nanai for stealing the ball from Mitch Barnett gave Nathan Cleary an early penalty goal attempt. Cleary nailed his only goal of the night (from four attempts) to give the Blues a 2-0 lead.

It was tense football with both sides having several chances early in the contest, but eventually something had to give and it was the Blues extending their advantage. Angus Crichton broke the game open with a late offload nearly putting Mitch Moses into space. On the ensuing last tackle, the Blues played hot potato with Cleary and Dylan Edwards playing central roles in the attack. Stephen Crichton then summed it up with a draw and pass to Zac Lomax to score a great NSW team try. Cleary's struggles with the boot began for a 6-0 lead.

NSW then doubled their advantage after a Harry Grant error coming out of yardage. Some classy lead-up work from Moses and Cleary found Latrell Mitchell who delivered a great pass under pressure to Brian To'o who finished it off brilliantly to score. In the shadows of half-time, QLD's discipline continued to desert them. On the end of a six-one penalty count, the Blues continued their right side rage as Cleary double pumped to fool the defence, before finding Edwards and then found Lomax for his second try.

The drama began just before the break when Brian To'o was controversially sin-binned for a professional foul. The Bunker determined that To'o had tackled Xavier Coates in the air in a try-scoring situation, with Ashley Klein dispatching the winger to the bin. Val Holmes added a gift two points on half-time for a 12 point deficit.

QLD started the better of the two teams and had to be better physically to match the Blues. They did so in flying colours when Jeremiah Nanai forced an error from Latrell Mitchell just metres from his try-line. What's more, QLD played counter attacking footy, rookie debutant Rob Toia was able to get a magic flick pass away to Coates who scored a spectacular try to reduce the gap to just eight points. Holmes' conversion was waved away.

For 25 stressful minutes, the game was in the balance until NSW had some sustained attacking footy down the other end and put the nail in the coffin. It took a great cross-field kick from Cleary, taken on the full by Lomax who threw a speculator out the back into the arms of Connor Watson. The Roosters hooker redeemed himself from an earlier miscue to throw a spectacular offload to Dylan Edwards to score the game sealing try. That sealed the Origin opener for the Blues who go to Optus Stadium (where they are undefeated) in search of the Origin shield. For QLD, there are concerns about the spine, most notably the performance of Daly Cherry-Evans and their pack. The obvious move, is to shift Reuben Cotter into the middle third, and bring either Beau Fermor or Trent Loiero onto the edge for the series-defining game in a few weeks time.



QLD	6	-	18	NSW
Xavier COATES		T	2	Zac LOMAX
				Dylan EDWARDS
				Brian TO'O
Valentine HOLMES	1/2	G	1/4	Nathan CLEARY
			0/1	Zac LOMAX
		BIN		Brian TO'O
TEAMSHEETS				
Kalyn PONGA	1	FB	1	Dylan EDWARDS
Xavier COATES	2	W	2	Brian TO'O
Robert TOIA	3	C	3	Stephen CRICHTON
Hamiso TABUAI-FIDOW	4	C	4	Latrell MITCHELL
Valentine HOLMES	5	W	5	Zac LOMAX
Cameron MUNSTER	6	FE	6	Mitchell MOSES
Daly CHERRY-EVANS (c)	7	HB	7	Nathan CLEARY
Moeaki FOTUAIKA	8	FR	8	Mitchell BARNETT
Harry GRANT	9	HK	9	Reece ROBSON
Tino FA'ASUAMALEAUI	10	FR	10	Payne HAAS
Reuben COTTER	11	2R	11	Liam MARTIN
Jeremiah NANAI	12	2R	12	Angus CRICHTON
Patrick CARRIGAN	13	L	13	Isaah YEO (c)
Tom DEARDEN	14	B	14	Connor WATSON
Lindsay COLLINS	15	B	15	Spencer LENIU
Beau FERMOR	16	B	16	Hudson YOUNG
Trent LOIERO	17	B	17	Max KING
Billy SLATER		HC		Laurie DALEY

Date: Wed, 28th May. Kickoff: 8:05 PM. Halftime: NSW 14-2.
Penalties: NSW 9-6. Referee: Ashley Klein. Crowd: 52,483.

LeagueUnlimited.com Players of the Match:
3 points - Payne Haas
2 points - Zac Lomax
1 points - Isaah Yeo

MATCH DETAILS

																SCORE PROGRESSION																
1	2	3	4	5	6	7	8	9	10	11	12	13	14	15	16	PENALTIES	1	2	3	4	5	6	7	8	9	10	11	12	13	14	15	16
1	2	3	4	5	6	7	8	9	10	11	12	13	14	15	16	SCRUMS	1	2	3	4	5	6	7	8	9	10	11	12	13	14	15	16
1	2	3	4	5	6	7	8	9	10	11	12	13	14	15	16	SET RESTARTS	1	2	3	4	5	6	7	8	9	10	11	12	13	14	15	16

Head to head since 2018

	TOTAL	NSW	QLD	DRAWN
ALL MATCHES	12	7	5	0
MCD. JONES	1	0	1	0
BELINDA SHARPE	9	5	4	0

Last five clashes

YEAR	ROUND	RESULT	VENUE	CROWD
2024	Round 1	NSW 22-12	Suncorp	25492
2024	Round 2	QLD 11-10	McD. Jones	25782
2024	Round 3	QLD 22-6	QLD C. Bank	22819
2025	Round 1	NSW 32-12	Suncorp	26022
2025	Round 2	NSW 26-6	Allianz	16026

Things to know

- NSW lead the three game series 2-0.
- The last 3 Womens Origin Games have had a margin of 16 points or more. The 9 games prior were all decided by 10 points or less.

Visit [LeagueUnlimited.com](#) across the weekend for:

SQUAD UPDATE (19 players) **Wed 7:45pm AEST**
LATE MAIL (final teamlists) **Thu 6:45pm AEST**

Match stats courtesy of



Match preview

Kelly Hollis

History is on the line in Newcastle as the New South Wales Blues aim to complete the first-ever clean sweep in Women's State of Origin history.

After a commanding 26-6 win in Game Two at Allianz Stadium, the Blues have already secured their maiden series win since the contest expanded to three games last year.

With Thursday's clash technically a dead rubber, the pressure is now on Queensland to restore some pride and avoid a whitewash – but they'll need to do so without several key players.

Game Two followed a similar script to the opener, with the Blues pack simply overwhelming the Maroons through the middle. NSW dominated possession and field position, finishing with 1648 running metres and five tries to one. Olivia Kernick was the standout, setting up one try and scoring two herself, as the Blues forwards set the platform and the backline capitalised.

With an unchanged 17 for the third match in a row, NSW coach John Strange will be confident his side can maintain their form and feed off the energy of a home crowd at a sold-out McDonald Jones Stadium.

The Maroons, meanwhile, have had to make several changes. Star fullback Tamika Upton is out with a hip injury, replaced by debutant Hayley Maddick, while Keilee Joseph is also unavailable. Veteran Ali Briggins shifts to lock, with Lauren Brown moving from hooker to halfback in a reshuffled spine. Destiny Brill reclaims the starting hooker role, and Sharks rookie Georgia Hannaway is set to debut off the bench.

Queensland will take inspiration from their dramatic one-point win in Newcastle last year, but they'll need to fix their defensive lapses and gain traction through the middle if they want to salvage Game Three.

Who to watch: All eyes will be on Lauren Brown for the visitors, who now has the responsibility of guiding the Maroons' attack from halfback. Her kicking game and composure under pressure could be key to shifting momentum.

Jayne Fressard has been electric on the wing for New South Wales, scoring three tries across the opening two games. With her blistering pace and smart positioning, she'll be a major threat once again.

Favourite: The Blues are clear favourites heading into Game Three after taking an unassailable 2-0 series lead.

My tip: NSW have been the dominant force all series, and with no changes to their line-up, the continuity and cohesion in their combinations, especially through the forwards, will once again give them the edge. Queensland's reshuffled spine and injury woes are likely to leave them playing catch-up. **Blues by 8.**

LeagueUnlimited

NRL Player of the Year

Standings after Round 12 and State of Origin I

17 points - Luke Metcalf (Warriors)

14 points - James Tedesco (Roosters)

12 points - Terrell May (Wests Tigers), Isaiya Katoa (Dolphins), Payne Haas (Broncos/Blues)

11 points - Clinton Gutherson (Dragons), Lachlan Galvin (Wests Tigers)

10 points - Braydon Trindall (Sharks), Tino Fa'asuamaleaui (Titans)

9 points - Cameron Munster (Storm), Hudson Young (Raiders), Jye Gray (Rabbitohs), Ryan Papenhuyzen (Storm), Zac Lomax (Eels/Blues)

8 points - Adam Reynolds (Broncos), Keaon Koloamatangi (Rabbitohs), Erin Clark (Warriors), Corey Horsburgh (Raiders), Max King (Bulldogs), Tom Dearden (Cowboys), Jacob Preston (Bulldogs), Nathan Cleary (Panthers)

7 points - Scott Drinkwater (Cowboys), Kalyn Ponga (Knights), Hamiso Tabuai-Fidow (Dolphins)

6 points - Latrell Mitchell (Rabbitohs), Viliame Kikau (Bulldogs), William Kennedy (Sharks), Stephen Crichton (Bulldogs), Bradman Best (Knights)

5 points - Jayden Campbell (Titans), Herbie Farnworth (Dolphins), Kaeo Weekes (Raiders), Xavier Savage (Raiders), Savelio Tamale (Raiders), Adam Hynes (Sharks), Fletcher Sharpe (Knights), Haumole Olakau'atu (Sea Eagles), Daly Cherry-Evans (Sea Eagles), Patrick Carrigan (Broncos), Mitchell Moses (Eels), Isaah Yeo (Panthers/Blues)

4 points - Joseph Tapine (Raiders), Apisai Koroisau (Wests Tigers), Xavier Willison (Broncos), Xavier Coates (Storm), Lehi Hopoate (Sea Eagles), Eliesa Katoa (Storm), Ronaldo Mulitalo (Sharks), Siosua Taukeiaho (Sea Eagles), Jahream Bula (Wests Tigers), Tom Trbojevic (Sea Eagles), Addin Fonua-Blake (Sharks), Connor Watson (Roosters), Wayde Egan (Warriors), Sitili Tupouniua (Bulldogs), Jamal Fogarty (Raiders)

3 points - Sandon Smith (Roosters), Dylan Brown (Eels), Charnze Nicoll-Klokstad (Warriors), Daniel Saifiti (Dolphins), Dylan Egan (Dragons), Jacob Kiraz (Bulldogs), Dylan Edwards (Panthers), Blayke Brailey (Sharks), Adam Doueihi (Wests Tigers), Matt Burton (Bulldogs), Ben Trbojevic (Sea Eagles), Dean Hawkins (Eels), Victor Radley (Roosters), Jack Williams (Eels), Billy Burns (Sharks), Mitchell Barnett (Warriors), Sualauvi Faalogo (Storm), Isaiah longi (Eels), Blaize Talagi (Panthers), Jacob Saifiti (Knights), Tyrell Sloan (Dragons), Jake Clifford (Cowboys), Toby Sexton (Bulldogs), Gehamat Shibasaki (Broncos), Shawn Blore (Storm), Jaxon Purdue (Cowboys), Briton Nikora (Sharks), Reuben Garrick (Sea Eagles), Peter Mamouzelos (Rabbitohs)

2 points - Cory Paix (Broncos), Jake Simpkin (Sea Eagles), Hugo Savala (Roosters), Selwyn Cobbo (Broncos), Jack Wighton (Rabbitohs), Beau Fermor (Titans), Luron Patea (Panthers), Jacob Liddle (Dragons), Phillip Sami (Titans), Ali Leiataua (Warriors), Dylan Lucas (Knights), Blake Steep (Roosters), Simi Sasagi (Raiders), Joash Papali'i (Eels), Kurt Donoghoe (Dolphins), Corey Waddell (Sea Eagles), Paul Alamoti (Panthers), Ezra Mam (Broncos), Keano Kini (Titans), Robert Derby (Cowboys), Jamie Humphreys (Rabbitohs), Jake Averillo (Dolphins), Kyle Flanagan (Dragons), Billy Smith (Roosters), Jahrome Hughes (Storm), Josh Curran (Bulldogs), Bronson Xerri (Bulldogs), Jackson Ford (Warriors), Jesse Ramien (Sharks)

1 point - Tolutau Koula (Sea Eagles), Matt Nicholson (Raiders), James Fisher-Harris (Warriors), Stefano Utoikamanu (Storm), David Fifita (Titans), Thomas Cant (Knights), Adam Elliott (Knights), Jack Howarth (Storm), Tyson Gamble (Knights), Samuel Stonestreet (Sharks), Jason Taumalolo (Cowboys), Roger Tuivasa-Sheck (Warriors), Jamayne Isaako (Dolphins), Campbell Graham (Rabbitohs), John Bateman (Cowboys), Naufahu Whyte (Roosters), Luke Brooks (Sea Eagles), Tom Gilbert (Dolphins), Josh Kerr (Dolphins), Moses Leota (Panthers), Ryley Smith (Eels), Toby Couchman (Dragons), Thomas Jenkins (Panthers), Connor Tracey (Bulldogs), Harry Hayes (Bulldogs), Francis Molo (Dolphins), Jeral Skelton (Wests Tigers), Starford To'a (Wests Tigers), Sam Verrills (Titans), Zac Hosking (Raiders)



MATCH DETAILS

																SCORE PROGRESSION																	
1	2	3	4	5	6	7	8	9	10	11	12	13	14	15	16	PENALTIES		1	2	3	4	5	6	7	8	9	10	11	12	13	14	15	16
1	2	3	4	5	6	7	8	9	10	11	12	13	14	15	16	SCRUMS		1	2	3	4	5	6	7	8	9	10	11	12	13	14	15	16
1	2	3	4	5	6	7	8	9	10	11	12	13	14	15	16	SET RESTARTS		1	2	3	4	5	6	7	8	9	10	11	12	13	14	15	16

Head to head since 1999

	TOTAL	ST GEO ILLA	NEWCASTLE	DRAWN
ALL MATCHES	44	29	15	0
JUBILEE	10	6	4	0
GRANT ATKINS	3	2	1	0

Last five clashes

YEAR	ROUND	RESULT	VENUE	CROWD
2020	Round 19	NEWCASTLE 42-18	McD. Jones	6659
2021	Round 4	ST GEO ILLA 22-13	McD. Jones	21770
2022	Round 6	ST GEO ILLA 21-16	WIN	11113
2023	Round 27	NEWCASTLE 32-12	Netstrata	10137
2024	Round 5	NEWCASTLE 30-10	McD. Jones	9448

The thumpings

YEAR	ROUND	RESULT	VENUE	CROWD
2004	Round 4	ST GEO ILLA 48-2	WIN	9362
2006	Round 5	NEWCASTLE 54-6	WIN	17467

State of play: NRL 2025

	POS	PLAYED	BYES	W-L-D	FOR	AGAINST
ST GEO ILLA	10TH	10	2	4-6-0	228	239
NEWCASTLE	14TH	11	1	4-7-0	153	208

Current form

	Round 10	Result	Round 11	Result	Round 12	Result
ST GEO ILLA	WARRIORS	L 14-15	BRISBANE	W 30-26	BYE	-
NEWCASTLE	GOLD COAST	L 20-24	PARRAMATTA	L 6-28	PENRITH	W 25-6

Next few weeks

	Round 14	Round 15	Round 16	Round 17
ST GEO ILLA	DOLPHINS (A)	CRONULLA (A)	BYE	PARRAMATTA (H)
NEWCASTLE	MANLY (H)	SYDNEY (H)	DOLPHINS (A)	CANBERRA (H)

Things to know

- Knights have won 10 of their 15 games played at Netstrata, including 5 of their last 6 matches, all of which were against the Dragons
- Knights have won just 5 of their last 17 Friday games (since 2021)
- Dane Gagai - Newcastle Knights - 47 Tries in NRL

Visit [LeagueUnlimited.com](#) across the weekend for:
SQUAD UPDATE (19 players) Thu 8pm AEST
LATE MAIL (final teamlists) Fri 7pm AEST

Match preview

Josh Robertson

An intriguing Friday night battle awaits as two sides looking to buck some inconsistent form as the St George Illawarra Dragons are set to play hosts to the Newcastle Knights.

Coming off what was already their second bye of the season, the St George Illawarra Dragons will be filled with confidence after picking up an important 30-26 come from behind victory over the Brisbane Broncos at Suncorp Stadium a fortnight ago. The performance which was one of the best for the season for the Red 'V', was a much needed two points to push them to within reach of the NRL top 8.

The Dragons form has been inconsistent and the fact that they have had two byes already in 2025 probably propels them higher up the ladder than teams around them amongst their form but at times the Red 'V' have shown enough to be competitive. They have been competitive in their games with only one of their six defeats having been more than 10 points with that coming against the Roosters on ANZAC Day. The Saints near enough form has seen them already pick up a win against the Melbourne Storm.

Two changes have been made to the squad that beat the Broncos a fortnight ago, Christian Tuipulotu comes into the side after injury with Corey Allan dropping out. The other change sees Toby Couchman come onto the bench replacing the injured Dylan Egan

The Newcastle Knights took on a Penrith Panthers side at the perfect time in their hit-and-run mission in Bathurst as they managed to pick up an impressive 25-6 win over the much-weakened and defensively fragile defending premiers side.

The performance in Bathurst was ultra impressive although some concerns would be that they managed 24 of their 25 points in the opening 24 minutes of the game and whilst the Panthers didn't throw any real dangerous attack once they got the ball, it would concern Adam O'Brien that once a the possession balanced out, there were attacking issues that have plagued the Knights all year.

Kalyn Ponga is expected to back-up 48 hours after Origin 1 named at fullback with Fletcher Sharpe moving to five-eighth. Leo Thompson who missed Bathurst with gastro also comes back into the starting line-up. Adam Elliott is out after injury last week.

Who to watch: Coming under a lot of pressure has been Dragons halfback Kyle Flanagan this season with some less than ideal play coming from the halves. Earlier in the season, Lachlan Ilias copped the brunt of the criticism though the Dragons hadn't improved a lot since the change and Flanagan has come under intense pressure. Flanagan will need to find some consistent form to shut down criticism that nepotism is helping him keep his spot.


For the Knights, pressure is on Kalyn Ponga again. The game will no doubt be a tough back-up should he play 48 hours after Origin 1 but his form hasn't matched his contract value and some Knights fans are not happy that he isn't delivering. This is still a must win game and Ponga needs to step up on Friday night.

Favourite: The Dragons are dominant favourites at this stage

My tip: Luck favoured the Knights both with scheduling and on the field against a weakened Panthers, the Knights were still impressive but not at a level that was convincing had their opponents been full strength. The Dragons would be confident after the win against Brisbane and I think the team at Kogarah has a bit more spark. **Dragons by 10.**

Match stats courtesy of





MATCH DETAILS

TV & Streaming: Fox League (502), Kayo Sports
Radio: ABC Sport, SEN, Triple M
Live blog: LeagueUnlimited.com

																SCORE PROGRESSION																
1	2	3	4	5	6	7	8	9	10	11	12	13	14	15	16	PENALTIES	1	2	3	4	5	6	7	8	9	10	11	12	13	14	15	16
1	2	3	4	5	6	7	8	9	10	11	12	13	14	15	16	SCRUMS	1	2	3	4	5	6	7	8	9	10	11	12	13	14	15	16
1	2	3	4	5	6	7	8	9	10	11	12	13	14	15	16	SET RESTARTS	1	2	3	4	5	6	7	8	9	10	11	12	13	14	15	16

Head to head since 2007

	TOTAL	GOLD COAST	MELBOURNE	DRAWN
ALL MATCHES	28	7	21	0
CBUS SUPER	12	4	8	0
Z. PRZEKLASA-ADAMSKI	0	0	0	0

Last five clashes

YEAR	ROUND	RESULT	VENUE	CROWD
2021	Round 23	MELBOURNE 34-20	Cbus Super	8288
2022	Round 21	MELBOURNE 32-14	AAMI	10869
2023	Round 3	GOLD COAST 38-34	Cbus Super	14483
2023	Round 26	MELBOURNE 37-16	AAMI	18072
2024	Round 9	MELBOURNE 22-20	Cbus Super	13096

The thumpings

YEAR	ROUND	RESULT	VENUE	CROWD
2007	Round 25	MELBOURNE 50-6	Olympic Park	11770
2008	Round 13	GOLD COAST 18-0	Skilled Park	19409

State of play: NRL 2025

	POS	PLAYED	BYES	W-L-D	FOR	AGAINST
GOLD COAST	16TH	10	2	3-7-0	210	310
MELBOURNE	4TH	10	2	6-4-0	338	203

Current form

	Round 10	Result	Round 11	Result	Round 12	Result
GOLD COAST	CANTERBURY	L 18-38	NEWCASTLE	W 24-20	CANBERRA	L 24-40
MELBOURNE	CANBERRA	L 18-20	W TIGERS	W 64-0	CRONULLA	L 26-31

Next few weeks

	Round 14	Round 15	Round 16	Round 17
GOLD COAST	BRISBANE (A)	MANLY (H)	PARRAMATTA (A)	NORTH QLD (H)
MELBOURNE	NORTH QLD (H)	BYE	SOUTHS (A)	CRONULLA (H)

Things to know

- Melbourne have won 19 of their last 23 games against the Titans (since 2011)
- Titans have conceded 252 points in their last 7 NRL games (36 points per game)
- Melbourne have scored 244 points in their last 7 NRL games (34.9 points per game)
- Alofiana Khan-Pereira - 49 NRL games.
- Alofiana Khan-Pereira - 47 Tries in NRL

Visit [LeagueUnlimited.com](#) across the weekend for:
SQUAD UPDATE (19 players) **Fri 3pm AEST**
LATE MAIL (final teamlists) **Sat 2pm AEST**

Match stats courtesy of

RUGBY LEAGUE
project

Match preview

Rhys Sullivan

Melbourne looking to continue zebra-stripe form by beating Gold Coast away from home

The Storm will be hoping their Origin stars can backup to take on the Titans to kickoff Saturday night football.

Cameron Munster, Harry Grant and Trent Loiero have all been named in the side to travel to the Gold Coast, with the likes of Keagan Russel-Smith, Jack Howarth and Lazarus Vaalepu on standby in the reserves in case they are made unavailable.

The Titans origin representatives - Tino Fa'asuamaleaui, Mo Fotuika and Beau Fermor - have also been named in their squad, with Josh Patston a chance to make his NRL debut if one or more are ruled out.

Both sides are coming off a bye, although it wasn't a restful week for their front offices. Titans prop Josiah Pahulu, who featured in their 17 across the past three games, has switched teams mid-week to Melbourne, although he hasn't been named to make his club debut against his now-former side.

Both sides are hoping to play themselves back into form this week - while Melbourne remain in the top four they have won just two of their past five matches, and last appeared in a 42-22 shellacking at the hands of the Dolphins. The Titans are even more dire - rooted in the bottom third of the table after one win in five matches, although the return of Kieran Foran could be a source of inspiration going forward.

This is also a game of a seemingly unstoppable force meeting a very moveable object. The Titans have conceded 252 points in their last 7 games at an average of 36 points per game. Melbourne meanwhile have scored 244 points in their last 7 matches at an average of 34.9, although that figure is largely buoyed by their mammoth 64-0 win over the Tigers a month ago.

Melbourne have won 19 of their last 23 games against the Titans and have one of their best win percentages against the Gold Coast club in their franchise history at 75%, tied with the Dolphins and only trailing South Sydney (83%) and the now-defunct Western Suburbs, Adelaide and the former Gold Coast club, the Chargers (all 100%).

Who to watch: With question marks around whether captain Fa'asuamaleaui will back up, much of the leadership responsibility will fall on the shoulders of Foran as well as the halves combination of AJ Brimson and Jayden Campbell. Whether Des Hasler will pull another late switch to start Foran remains to be seen, however even if he comes off the bench his role will be pivotal in any chance they have of winning.

For the Storm regardless of who backs up, Ryan Papenhuyzen and Jahrome Hughes are their keys to victory. If both have the games expected of them, Melbourne simply should not lose. Of course they would like to have their forwards and outside backs step up as well, but with two superstars calling the shots I'm pretty sure they'll be ok.

Favourite: Melbourne are heavily favoured in this one.

My tip: I can't see much way for the Titans to win this one, even if their three Origin stars line up while Melbourne rest all three of theirs. Assuming both sides run out 1-17, **I have got Melbourne by at least 18 points.**

U20 NRLQ Series Round 1 teams

Gold Coast Titans v Dolphins
Sat May 31 2025, 12:35pm at Cbus Super Stadium, Robina / Yugambeh
Gold Coast Titans: 1. Raymond Puru 2. Meihana Pauling 3. William Herbert 4. Sam Stephenson 5. Jeremy Trappett 6. Javon Andrews 7. Jesse Soric 8. Jaylen Taewa 9. Harrison Hill 10. Bodhi Sharpley 11. Lukji Yloi 12. Jye Watton 13. Cooper Bai 14. Nathan Fraser 15. Hudson Towell 16. Isaac Harrison 17. Oscar Laffranchi 18. Taylan To'a 19. Jack McCosker 20. Junior Filimaua
Dolphins: 1. Seth Carpenter 2. Callum Bowles 4. Elijah McKay 6. Lachlan Buchbach 8. Carter Ford 9. Braelan Marsh 11. Jac Finigan 12. Baylen Donald 14. Patrick Kailahi 15. Kilarney Lavender 16. Shaun Elara 17. Brooklyn Sabine 18. Mitchell Rogers 19. Michael Hunnisett 22. Kurt Jones
Referee: Tori Wilkie; **Sideline Officials:** Kai Turner, Byron Cook



MATCH DETAILS

																SCORE PROGRESSION																
1	2	3	4	5	6	7	8	9	10	11	12	13	14	15	16	PENALTIES	1	2	3	4	5	6	7	8	9	10	11	12	13	14	15	16
1	2	3	4	5	6	7	8	9	10	11	12	13	14	15	16	SCRUMS	1	2	3	4	5	6	7	8	9	10	11	12	13	14	15	16
1	2	3	4	5	6	7	8	9	10	11	12	13	14	15	16	SET RESTARTS	1	2	3	4	5	6	7	8	9	10	11	12	13	14	15	16

Head to head since 2000

	TOTAL	NORTH QLD	WESTS TIGERS	DRAWN
ALL MATCHES	46	22	24	0
QLD C. BANK	4	3	1	0
GERARD SUTTON	5	2	3	0

Last five clashes

YEAR	ROUND	RESULT	VENUE	CROWD
2022	Round 19	NORTH QLD 27-26	QLD C. Bank	14910
2023	Round 12	WESTS TIGERS 66-18	Leichhardt	12247
2023	Round 18	NORTH QLD 74-0	QLD C. Bank	20535
2024	Round 12	NORTH QLD 42-28	QLD C. Bank	15957
2024	Round 22	NORTH QLD 48-30	Leichhardt	7231

The thumpings

YEAR	ROUND	RESULT	VENUE	CROWD
2023	Round 12	WESTS TIGERS 66-18	Leichhardt	12247
2023	Round 18	NORTH QLD 74-0	QLD C. Bank	20535

State of play: NRL 2025

	POS	PLAYED	BYES	W-L-D	FOR	AGAINST
NORTH QLD	7TH	10	2	4-5-1	228	260
WESTS TIGERS	12TH	11	1	5-6-0	226	280

Current form

	Round 10	Result	Round 11	Result	Round 12	Result
NORTH QLD	WARRIORS	L 26-30	PENRITH	D 30-30	MANLY	L 6-24
WESTS TIGERS	ST GEO ILLA	W 34-28	MELBOURNE	L 0-64	SOUTHS	L 12-22

Next few weeks

	Round 14	Round 15	Round 16	Round 17
NORTH QLD	MELBOURNE (A)	DOLPHINS (H)	SYDNEY (A)	GOLD COAST (A)
WESTS TIGERS	PENRITH (H)	BYE	CANBERRA (H)	MANLY (A)

Things to know

- Cowboys have scored 164 points in their last 3 games against the Tigers (54.7 points per game)
- 30 of the last 37 games between these two sides has seen a total of at least 40 points scored in the game. 16 of those games saw at least 50 points scored in the game
- Jahrean Bula (Wests Tigers) will play his 50th NRL game

Visit LeagueUnlimited.com across the weekend for:
SQUAD UPDATE (19 players) **Fri 5:30pm AEST**
LATE MAIL (final teamlists) **Sat 4:30pm AEST**

Match stats courtesy of



Match preview

Andrew Ferguson

These two sides have a head-to-head history the defies form, trend, betting odds, crystal balls, octopus predictions, numerology, astrology and even Nostradamus himself.

Because when it comes to games between these two sides – there is one certainty – it will rain points. 30 of the last 37 games between these two sides has seen a total of at least 40 points scored in the game. 16 of those games saw at least 50 points scored in the game – that dates all the way back to 2005. The average winning score over those last 37 games is 34-16 with the Tigers winning 22 to the Cowboys 15.

The last 4 games (of which the Cowboys have won the last 3) has seen that average score be even more absurd: 57.5-19.

And this year both sides rather evenly matched when it comes to defence and attack. The Cowboys have scored 2 points more than the Tigers and conceded 20 points less – The Tigers have played 1 game more – and 1 win more. The Cowboys haven't exactly been strong at home, scoring 2 wins and 2 losses and scoring as many points as they've conceded. The Tigers have been more successful on the road than at, err, homes, winning 3 of 5 away games.

The Cowboys will be impacted by Origin disruptions while the Tigers are impacted by the Lachlan Galvin saga and the inevitable erratic form that comes from any side in a rebuild that is stacked with young players.

The Tigers are one of the top sides for Post Contact metres, while the Cowboys rank near the bottom. The Tigers are the top side when it comes to offloads, while the Cowboys are second last. This highlights the heavy reliance the Tigers place on second phase play and it has had a dramatically positive impact on their attack.

Both sides have made a similar number of tackles but the Tigers are the second worst team in the competition for missed tackles, while the Cowboys are one of the top 5 best sides in that area. The Cowboys have been the most disciplined team when it comes to giving away penalties, unlike the Tigers, which means the Tigers will be relying heavily on metres in the middle and second phase play to get them into good field position, as they won't be getting much help at all from the Cowboys defence or ill-discipline.

The Cowboys backline trio of Robert Derby, Jaxon Purdue and Murray Taulagi have scored 7 tries apiece – and 21 of the teams 40 tries in the NRL so far this year, showing their strength on both wings for scoring capability. The Tigers though have Sunia Turuva and Starford To'a as their top try scorers with 9 and 5 respectively – showing a preference for Turuva's side, largely due to the combination he has with talented ball player Adam Doueihy, however its expected that Doueihy will line up at five-eighth which will change their attack systems somewhat. When he was shifted to the halves against Parramatta in Round 7, the Tigers lost and when he was reverted back to centre the following week, the Tigers beat top side Cronulla.

The Cowboys will understandably target Doueihy and ensure he gets shut down, effectively taking their strike scoring weapon out of the equation.

Who to watch: After being snubbed for an Origin call up, expect Terrell May to go on a rampage in this match and dominate the middle, as he has done so often already this year. Solomon Faatape could well be about to lock down a permanent place at centre if he and Doueihy play well. For the Cowboys, don't be surprised if Scott Drinkwater takes on more playmaking duties in this match, and with good results, to try and reduce the number of minutes required by returning Origin half Tom Dearden. While many eyes may well be on John Bateman's first game against the club he unceremoniously parted with, it's his back row partner Jeremiah Nanai who could well cause the Tigers edge a world of worry. The Cowboys have a bigger bench than the Tigers, so if they get on top early, they could rack up another big score.

Favourite: Cowboys are comfortable favourites, and recent form proves that they deserve to be.

My tip: There will be plenty of points scored. Its possible that the impact of Origin on the Cowboys players backing-up could be a factor. **My head says Cowboys by 18 and my heart says Tigers by 18.**

NRLQ Series Round 1 teams

North Queensland Cowboys v Brisbane Broncos
Sat May 31 2025, 3:00pm at Queensland Country Bank Stadium, Townsville / Wulgurukaba
North Queensland Cowboys: 1. Xavier Hellyer 2. Joseph Doyle 3. Keyarn Pene 4. Assariah Lenoy Sam 5. Setaleki Mafileo 6. Patrick Irwin 7. Zac Herdegen 8. Tavita Penaia Te'o 9. Marley Helion 10. Mafiou Cherif 11. Maddox Goodwin 12. Travis Lerner 13. Kayne Smith 14. Cohen Emmi 15. Kyle Bader 16. Jack Thorburn 17. Jasper Barry 18. Davidson Benioni
Brisbane Broncos: 1. Saxon Innes 2. Finn Kendall 3. Phillip Coates 4. Thomas Morcom 5. Disharne Tonihi 6. Ryder Abell 7. Bailey McConnell 8. Michael Waqa 9. Preston Cassidy 10. Brady Turner 11. Marley Igasan 12. Jett Bryce 13. Jackson Koina 14. Kylem Vunipola 15. Zane Ford 16. Dirhys Sefo 17. Matthew Schultz 18. Billy Tonkin 19. Siosaia Poesse
Referee: Conor Wilson; **Sideline Officials:** Thomas Horne, Nicholas Bowyer



MATCH DETAILS

TV & Streaming: Fox League (502), Kayo Sports
Radio: ABC Sport, Nine Radio
Live blog: LeagueUnlimited.com

Head to head since 1988

	TOTAL	MANLY	BRISBANE	DRAWN
ALL MATCHES	51	24	26	1
4 PINES	16	10	5	1
ADAM GEE	0	0	0	0

Last five clashes

YEAR	ROUND	RESULT	VENUE	CROWD
2020	Round 5	MANLY 20-18	Central Coast	178
2021	Round 10	MANLY 50-6	Suncorp	41367
2022	Round 10	BRISBANE 38-0	Suncorp	40267
2023	Round 10	BRISBANE 32-6	Suncorp	50077
2024	Round 11	BRISBANE 13-12	Suncorp	50971

The thumpings

YEAR	ROUND	RESULT	VENUE	CROWD
2021	Round 10	MANLY 50-6	Suncorp	41367
2022	Round 10	BRISBANE 38-0	Suncorp	40267

State of play: NRL 2025

	POS	PLAYED	BYES	W-L-D	FOR	AGAINST
MANLY	9TH	11	1	5-6-0	258	240
BRISBANE	8TH	11	1	5-6-0	288	246

Current form

	Round 10	Result	Round 11	Result	Round 12	Result
MANLY	CRONULLA	L 14-30	NORTH QLD	W 24-6	PARRAMATTA	L 10-30
BRISBANE	SOUTHS	L 14-22	ST GEO ILLA	L 26-30	BYE	-

Next few weeks

	Round 14	Round 15	Round 16	Round 17
MANLY	NEWCASTLE (A)	GOLD COAST (A)	BYE	W TIGERS (H)
BRISBANE	GOLD COAST (H)	BYE	CRONULLA (H)	WARRIORS (H)

Things to know

- Brisbane have won just 5 of their 16 games at 4 Pines Park since 1988, their last win was in 2010
- The last time these teams played at Brookvale was 2014
- Manly have won 11 of their last 12 games when sitting outside of the top 8
- Adam Reynolds (Brisbane) needs three goals for 1100 NRL goals
- Jazz Tevaga (Manly) will play his 150th NRL game
- Selwyn Cobbo (Brisbane) needs 2 tries for 50 NRL tries
- Ben Hunt needs 3 tries for 50 club tries for Brisbane

Visit [LeagueUnlimited.com](#) across the weekend for:
SQUAD UPDATE (19 players) **Fri 7:35pm AEST**
LATE MAIL (final teamlists) **Sat 6:35pm AEST**

Match stats courtesy of



Match preview

Rob Crosby

In the middle of the table at the midpoint of the season

A for-and-against differential of 24 points is all that separates the Manly Sea Eagles and Brisbane Broncos coming into Saturday's encounter at 4 Pines Park.

Accruing five wins, six losses and a bye respectively over the opening 12 rounds, the two sides have been riddled by inconsistency in recent weeks with emphatic wins weighed down by mediocre losses.

Sitting in ninth position with two wins from their past seven appearances, the Manly Sea Eagles will be striving to record their first win at home since the opening month of the season.

Coming off a 30-10 loss to Parramatta last Friday night without their two most experienced players, coach Anthony Seibold has been dealt a triple blow with Tom Trbojevic and Siosia Taukeiaho ruled out and Jake Trbojevic continuing to recover from concussion.

Captain Daly Cherry-Evans has been named to back up 72 hours after captaining Queensland, while Ben Trbojevic, Josh Aloiai and Tommy Talau will come into the side.

Opening the season with three wins at 4 Pines Park only to lose their next three matches at home, a loss on Saturday evening would be the first time since the COVID-impacted 2020 season that the Sea Eagles have suffered four straight losses at home.

Holding onto eighth position as one of five teams tied on 12 premiership points, the Brisbane Broncos will make their first appearance on the northern beaches since 2014.

Enjoying their first bye of the season leading into the opening State of Origin fixture last week, coach Michael Maguire has adjusted his squad following five losses from their past six matches.

Jesse Arthars has been named at fullback for the first time in his career in a move that sees Selwyn Cobbo shift to the wing. Ben Te Kura replaces Fletcher Baker on the bench, while Patrick Carrigan and Payne Haas have been named to back up from State of Origin.

The Broncos have recorded only two wins from six visits to 4 Pines Park during the NRL era; Ben Hunt played his tenth career game as a 20-year-old utility when the side last recorded a win at the venue in 2010.

Who to watch: Providing great value to the Sea Eagles pack after making the move from New Zealand over the off-season, Jazz Tevaga will celebrate a milestone match on Saturday evening. Bringing up 150 NRL appearances nine years on from his first grade debut, the 29-year-old Samoan and Māori representative has contributed over 30 tackles each week rotating as a hooker and middle forward. Out-of-contract at season's end, despite appearing in every game this season, look for Tevaga to make his presence felt and push for his first try in maroon and white colours.

Lining up in the number one jersey for the first time in his career, Jesse Arthars will be determined to make the most of his opportunity in the coveted position. Coming off invaluable time with the Maroons as part of the extended squad, the 26-year-old has been in fine try-scoring form this season with 11 four-pointers in as many appearances. Contributing 120 running metres each week to boot, Arthars' shift to fullback may be the catalyst needed to rejuvenate the Broncos' stilted campaign.

Favourite: The Sea Eagles are favoured to get the job done despite losing their past three matches at home.

My tip: While the impact of State of Origin may cause the teams selected on Tuesday afternoon to differ greatly from the squads finalised an hour before kick-off, the likely inclusion of Daly Cherry-Evans should get the Sea Eagles over the line in a tight finish. **Sea Eagles by 7.**



South Sydney
Rabbitohs



Warriors



Age	P	T	G	FG	Pts							Age	P	T	G	FG	Pts
27	6	1	15	1	36	Latrell MITCHELL	1	FULLBACK	1	Charnze NICOLL-KLOKSTAD	29	10	-	-	-	-	-
30	3	2	-	-	8	Alex JOHNSTON	2	WING	2	Dallin WATENE-ZELEZNIAK	29	3	-	-	-	-	-
25	11	4	-	-	16	Isaiah TASS	3	CENTRE	3	Adam POMPEY	26	11	4	-	-	-	16
25	8	-	-	-	-	Campbell GRAHAM	4	CENTRE	4	Rocco BERRY	24	3	1	-	-	-	4
25	5	1	-	-	4	Bayleigh BENTLEY-HAPE	5	WING	5	Roger TUIVASA-SHECK	31	5	3	-	-	-	12
23	10	-	-	-	-	Jayden SULLIVAN	6	FIVE-EIGHTH	6	Chanel HARRIS-TAVITA	26	11	3	-	-	-	12
23	7	1	12	1	29	Jamie HUMPHREYS	7	HALFBACK	7	Luke METCALF	26	11	7	30	1	89	-
29	11	2	-	-	8	Jai ARROW	8	FRONT ROW	8	James FISHER-HARRIS	29	6	-	-	-	-	-
32	10	2	-	-	8	Siliva HAVILI	9	HOOKER	9	Wayde EGAN	28	11	2	-	-	-	8
27	11	2	-	-	8	Keaon KOLOAMATANGI	10	FRONT ROW	10	Mitchell BARNETT	31	10	-	-	-	-	-
29	6	2	-	-	8	Euan AITKEN	11	SECOND ROW	11	Kurt CAPEWELL	31	11	2	-	-	-	8
23	11	-	-	-	-	Tallis DUNCAN	12	SECOND ROW	12	Marata NIUKORE	28	11	3	-	-	-	12
25	8	-	-	-	-	Lachlan HUBNER	13	LOCK	13	Erin CLARK	27	11	-	-	-	-	-
21	11	3	-	-	16	Jye GRAY	14	INTERCHANGE	14	Te Maire MARTIN	29	4	-	-	-	-	-
27	10	1	-	-	4	Sean KEPPIE	15		15	Selumuela HALASIMA	19	11	3	-	-	-	12
22	11	1	-	-	4	Davvy MOALE	16		16	Demitric VAIMAUGA	21	11	-	-	-	-	-
28	10	1	-	-	4	Tevita TATOLA	17		17	Jackson FORD	27	10	2	-	-	-	8
20	6	-	-	-	-	Liam LE BLANC	18	RESERVES	18	Jacob LABAN	21	5	1	-	-	-	4
22	3	-	-	-	-	Fletcher MYERS	19		20	Samuel HEALEY	22	1	-	-	-	-	-
29	-	-	-	-	-	Shaq MITCHELL	20		21	Tanah BOYD	24	-	-	-	-	-	-
23	3	-	-	-	-	Lewis DODD	21		22	Tanner STOWERS-SMITH	21	1	-	-	-	-	-
28	-	-	-	-	-	Jacob HOST	22		23	Taine TUAUPIKI	25	9	2	1	-	-	10
75	947	-	-	-	-	Wayne BENNETT		COACHES		Andrew WEBSTER	43	65	-	-	-	-	-

MATCH DETAILS

Venue	Accor Stadium (Stadium Australia)	Wyatt RAYMOND	Referee	
Where	Wanngal Sydney Olympic Park, NSW	Phil HENDERSON, Jon STONE	Touch Judges	
When	Sunday 1 June 2025 2:00pm AEST	Kasey BADGER	NRL Bunker	
TV & Streaming: Fox League (502), Kayo Sports Radio: ABC Sport, Triple M Live blog: LeagueUnlimited.com				

																SCORE PROGRESSION																
1	2	3	4	5	6	7	8	9	10	11	12	13	14	15	16	PENALTIES	1	2	3	4	5	6	7	8	9	10	11	12	13	14	15	16
1	2	3	4	5	6	7	8	9	10	11	12	13	14	15	16	SCRUMS	1	2	3	4	5	6	7	8	9	10	11	12	13	14	15	16
1	2	3	4	5	6	7	8	9	10	11	12	13	14	15	16	SET RESTARTS	1	2	3	4	5	6	7	8	9	10	11	12	13	14	15	16

Head to head since 1995

	TOTAL	SOUTHS	WARRIORS	DRAWN
ALL MATCHES	41	21	20	0
ACCOR	7	3	4	0
WYATT RAYMOND	0	0	0	0

Last five clashes

YEAR	ROUND	RESULT	VENUE	CROWD
2021	Round 19	SOUTH SYDNEY 60-22	Sunshine Coast	7569
2022	Round 10	SOUTH SYDNEY 32-30	Suncorp	30503
2022	Round 21	SOUTH SYDNEY 48-10	Sunshine Coast	8911
2023	Round 18	SOUTH SYDNEY 28-6	Go Media	22612
2024	Round 5	WARRIORS 34-4	Accor	13181

The thumpings

YEAR	ROUND	RESULT	VENUE	CROWD
2006	Round 16	WARRIORS 66-0	Telstra	6597
2021	Round 19	SOUTH SYDNEY 60-22	Sunshine Coast	7569
2022	Round 21	SOUTH SYDNEY 48-10	Sunshine Coast	8911

State of play: NRL 2025

	POS	PLAYED	BYES	W-L-D	FOR	AGAINST
SOUTHS	6TH	11	1	6-5-0	181	233
WARRIORS	3RD	11	1	8-3-0	215	216

Current form

	Round 10	Result	Round 11	Result	Round 12	Result
SOUTHS	BRISBANE	W 22-14	W TIGERS	W 22-12	BYE	-
WARRIORS	ST GEO ILLA	W 15-14	DOLPHINS	W 16-12	CANBERRA	L 10-16

Next few weeks

	Round 14	Round 15	Round 16	Round 17
SOUTHS	CANBERRA (A)	CANTERBURY (H)	MELBOURNE (H)	DOLPHINS (A)
WARRIORS	CRONULLA (A)	BYE	PENRITH (H)	BRISBANE (A)

Things to know

- Souths have won 14 of their last 16 games against the Warriors.
- Warriors have won 9 of their last 12 games
- Alex Johnston - 197 Tries in NRL

Visit [LeagueUnlimited.com](#) across the weekend for:
SQUAD UPDATE (19 players) Sat 2pm AEST
LATE MAIL (final teamlists) Sun 1pm AEST

Match stats courtesy of



Match preview

AJ Lucantonio

Forward domination the key as Souths and New Zealand look for consistency

The South Sydney Rabbitohs are shooting for three straight wins when they take on the third place New Zealand Warriors at Accor Stadium.

South Sydney have had a strange season so far. They started brilliantly, before crashing down to earth following a series of shortages in the backs and the halves. The foundation club has since rebounded, winning their past two matches with an emphasis on forward domination. Keaon Kolomatangi made it personal last time out against the Tigers while Latrell Mitchell and Campbell Graham have returned from injury with vengeance over the past fortnight, giving Souths an edge heading into a critical point of their season.

To beat the Warriors, they need to match the middle third. Since the move of Kolomatangi and Jai Arrow to the middle third, they have seemed to hit another gear in the last two weeks but are going up against James Fisher-Harris, Mitch Barnett (Origin pending) and Erin Clark in one of the more improved middle thirds of the game. If they win that battle, they will have the spark to attack the edges with Graham, Mitchell and Alex Johnston there to finish off opportunities.

Onto team news, Sean Keppie returns from his demotion to the NSW Cup with Liam Le Blanc reverting to the reserves. Latrell Mitchell has been named to back up.

Now we switch to the Warriors, the New Zealand-based club has been great this season, finding a way to grind out a win when it looked unlikely. At times, they look like one of the top attacking sides in the competition with a fluid attack and Luke Metcalf running riot. They are one of the best first half teams in the NRL and are begging to remain on the field and not go into the sheds.

Then, a switch occurs and the Warriors are stuck in quicksand and struggle to remain in the contest. That is a trend that needs to be eradicated quickly, especially if they want to remain into the top 4 as they did in 2024. Especially against Souths who play in a similar way to the Warriors in which their attack can be slow to start but lightning to finish. Metcalf and Chanel Harris-Tavita need to take the game by the scruff of the neck when the going gets tough.

Onto team news. James Fisher-Harris returns from suspension and centre Rocco Berry (hamstring) is also back on deck. Mitch Barnett has been named to back up from Origin One. Leka Halasima goes back to the bench after starting against the Raiders and Jacob Laban moves to 18th man.

Who to watch: The focus for Souths is on their half Jamie Humphries. Having proven to be an excellent game manager and a strong defender, it is time for the former Manly junior to deliver in attack. It's a heavy reliance on Cody Walker and Latrell Mitchell in good ball territory, but Humphries is a great attacking player with a great passing game, if he can exploit the edges, it lessens pressure on the aforementioned Souths stars. For the Warriors the focus is on their lock forward Erin Clark. One of the signings of the season, Clark has filled the void left behind by Josh Curran's 2024 departure by filling the middle third in a strong way. His minutes have been higher following Dylan Walker's mid-season departure to Parramatta, but his production has increased with the former Titan averaging over 60 minutes a game and career highs in running metres, offloads and tackle breaks through this point of the season.

Favourite: The Warriors are favourites for this one. In the head-to-head, Souths haven't beaten the Warriors at Accor Stadium since 2017 thanks to a weird schedule quirk.

My tip: Before the Origin period, this was a lock for a Warriors win with the way Souths pack was looking, but the movement of Arrow and Kolomatangi makes this one just the more interesting. Both sides have been inconsistent in attack (yes, even the Warriors) but I have a feeling that the Warriors will click out wide and take advantage of some match-ups. **Warriors by 4.**



Age	P	T	G	FG	Pts							Age	P	T	G	FG	Pts
29	7	2	-	-	8	Dylan EDWARDS	1	FULLBACK	1	Isaiah IONGI		21	11	5	-	-	20
24	9	3	-	-	12	Thomas JENKINS	2	WING	2	Zac LOMAX		25	6	2	15	1	39
23	11	4	-	-	16	Izack TAGO	3	CENTRE	3	Sean RUSSELL		23	10	1	15	-	34
19	8	5	-	-	20	Casey McLEAN	4	CENTRE	4	Jordan SAMRANI		23	6	2	-	-	8
26	4	3	-	-	12	Brian TO'O	5	WING	5	Josh ADDO-CARR		29	9	7	-	-	28
20	7	3	-	-	12	Blaize TALAGI	6	FIVE-EIGHTH	6	Dylan BROWN		24	11	4	-	-	16
27	9	1	34	-	72	Nathan CLEARY	7	HALFBACK	7	Mitchell MOSES		30	4	1	1	-	6
29	11	1	-	-	4	Moses LEOTA	8	FRONT ROW	8	Jack WILLIAMS		28	8	1	-	-	4
27	8	-	-	-	-	Mitch KENNY	9	HOOKER	9	Riley SMITH		22	11	-	1	-	2
25	11	-	-	-	-	Lindsay SMITH	10	FRONT ROW	10	Junior PAULO		31	11	-	-	-	-
32	7	-	-	-	-	Scott SORENSEN	11	SECOND ROW	11	Kelma TUILAGI		26	3	1	-	-	4
28	10	1	-	-	4	Liam MARTIN	12	SECOND ROW	12	Kitione KAUTOGA		22	10	1	-	-	4
30	10	1	-	-	4	Isaah YEO	13	LOCK	13	J'maine HOPGOOD		26	11	1	-	-	4
25	4	-	-	-	-	Luke SOMMERTON	14	INTERCHANGE	14	Dylan WALKER		30	10	-	-	-	-
32	4	-	-	-	-	Matt EISENHUTH	15		15	Luca MORETTI		25	7	-	-	-	-
20	4	1	-	-	4	Luron PATEA	16		16	Ryan MATTERSON		30	3	-	-	-	-
-	1	1	-	-	4	Harrison HASSETT	17		17	Joash PAPALII		20	1	1	-	-	4
24	6	1	-	-	4	Brad SCHNEIDER	18	RESERVES	18	Matt DOOREY		24	5	1	-	-	4
-	-	-	-	-	-	Riley WAKE	19		19	Joey LUSSICK		29	2	-	-	-	-
27	1	-	-	-	-	Preston RIKI	20		20	Toni MATAELE		22	1	-	-	-	-
25	5	2	-	-	8	Daine LAURIE	21		21	Dean HAWKINS		26	5	-	-	-	-
21	5	1	-	-	4	Jack COLE	22		22	Samuel LOIZOU		22	-	-	-	-	-
21	11	6	7	-	38	Paul ALAMOTI	23										
27	-	-	-	-	-	Austin DIAS	24										
54	462	-	-	-	-	Ivan CLEARY		COACHES		Jason RYLES		46	12	-	-	-	-

MATCH DETAILS

Venue	Commbank Stadium (Western Sydney Stadium)	Peter GOUGH	Referee
Where	Burramattagal Parramatta, NSW	Liam KENNEDY, Kieren IRONS	Touch Judges
When	Sunday 1 June 2025 4:05pm AEST	Grant ATKINS	NRL Bunker
TV & Streaming: Nine Network, 9Now, Fox League (502), Kayo Sports Radio: ABC Sport, Triple M, Nine Radio Live blog: LeagueUnlimited.com			

																SCORE PROGRESSION																
1	2	3	4	5	6	7	8	9	10	11	12	13	14	15	16	PENALTIES	1	2	3	4	5	6	7	8	9	10	11	12	13	14	15	16
1	2	3	4	5	6	7	8	9	10	11	12	13	14	15	16	SCRUMS	1	2	3	4	5	6	7	8	9	10	11	12	13	14	15	16
1	2	3	4	5	6	7	8	9	10	11	12	13	14	15	16	SET RESTARTS	1	2	3	4	5	6	7	8	9	10	11	12	13	14	15	16

Head to head since 1967

	TOTAL	PENRITH	PARRAMATTA	DRAWN
ALL MATCHES	112	48	62	2
COMMBANK	5	2	3	0
PETER GOUGH	1	1	0	0

Last five clashes

YEAR	ROUND	RESULT	VENUE	CROWD
2022	Grand Final	PENRITH 28-12	Accor	82415
2023	Round 4	PARRAMATTA 17-16	CommBank	16342
2023	Round 26	PARRAMATTA 32-18	BlueBet	21525
2024	Round 2	PENRITH 26-18	BlueBet	21522
2024	Round 23	PENRITH 36-34	CommBank	18852

The thumpings

YEAR	ROUND	RESULT	VENUE	CROWD
2002	Round 1	PARRAMATTA 64-6	Parramatta	13348
2021	Round 25	PENRITH 40-6	Cbus Super	8580

State of play: NRL 2025

	POS	PLAYED	BYES	W-L-D	FOR	AGAINST
PENRITH	17TH	11	1	3-7-1	250	271
PARRAMATTA	15TH	11	1	4-7-0	209	288

Current form

	Round 10	Result	Round 11	Result	Round 12	Result
PENRITH	NORTH QLD	D 30-30	BYE	-	NEWCASTLE	L 6-25
PARRAMATTA	DOLPHINS	L 16-20	NEWCASTLE	W 28-6	MANLY	W 30-10

Next few weeks

	Round 14	Round 15	Round 16	Round 17
PENRITH	W TIGERS (A)	BYE	WARRIORS (A)	CANTERBURY (H)
PARRAMATTA	CANTERBURY (A)	BYE	GOLD COAST (H)	ST GEO ILLA (A)

Things to know

- Penrith have lost 2 of their last 10 games when placed 14th or lower on the ladder, while Eels have won just 8 of their last 25 games when placed 14th or lower
- Eels have won 9 of their last 32 NRL games
- Mitchell Moses - 47 Tries in NRL
- Josh Addo-Carr - 147 Tries in NRL
- Bailey Simonsson - 99 NRL games

Visit [LeagueUnlimited.com](#) across the weekend for:
SQUAD UPDATE (19 players) Sat 4:05pm AEST
LATE MAIL (final teamlists) Sun 3:05pm AEST

Match stats courtesy of

RUGBY LEAGUE
project

Match preview

Andrew Jackson

The Penrith Panthers will be looking to climb off the bottom of the ladder when they face Western Sydney rivals Parramatta on Sunday afternoon. What a strange sentence to write.

Who would have thought these same two teams who just under three years ago were competing for the premiership, would now find themselves fighting to even stay in top-eight contention?

Of course, that scenario was far more realistic for the Eels entering this year after a 2024 season that saw them narrowly avoid the wooden spoon.

But for the Panthers, even the biggest sceptics of the four-time defending premiers wouldn't have expected this dramatic of a decline.

The biggest issue for Penrith at the moment is that unlike previous years, where the Origin period has been a challenge but one the Panthers have been able to absorb given their strong starts to the season, this time around the fallen giants of the NRL are vulnerable.

The Panthers enter Round 13 sitting in last place after a 25-6 loss to the Knights in an Origin-impacted Bathurst clash, although the Titans only sit ahead of them as they have already had two byes.

Nonetheless, there is still hope for Penrith given its favourable draw in the coming weeks but even if Origin-depleted, a match-up against the Kalyn Ponga-less Knights would have been a more than winnable game for the Panthers of old.

Desperate to return to the winner's circle, Ivan Cleary has named all his Origin stars to back up while in a surprising call, Paul Alamoti has been dropped to NSW Cup.

Elsewhere, Scott Sorensen returns from suspension which sees Izack Tago shift to centre while impressive rookie Harrison Hassett retains his bench spot after a standout debut.

As for Parramatta, Mitchell Moses and Zac Lomax have been named to play despite being on Origin duty.

That sees Dean Hawkins move to the reserves and Sean Russell shift from the wing to centre to replace Will Penisini (concussion).

Meanwhile, Youngster Joash Papalii remains on the bench after some classy touches in his NRL debut.

Who to watch: Two young guns on the rise come up against their former teams on Sunday afternoon. For Blaize Talagi, even in defeat last week, he looked one of Penrith's most dangerous players when he touched the ball. But the draw with North Queensland was a breakout game for Talagi and it was his last partnering Nathan Cleary. With Cleary expected to back up from Origin, Talagi should be in a position again to play second fiddle to his experienced halves partner while continuing to grow in confidence as he did in Townsville when he scored a try and set up four others.

On the flipside, Isaiah Longi's development was blocked at Penrith with the young fullback stuck behind Dylan Edwards but he has well and truly made the No.1 jumper his own at Parramatta. Longi had another standout game for the Eels in last week's win over Manly. The 21-year-old may still be relatively small in stature, but he doesn't let it stop him from taking on the line with the tenacity of Edwards while he is just as committed in defence. While Edwards doesn't look like slowing down anytime soon for Penrith, it would be fitting if Longi reminded Penrith what could have been with a strong performance on Sunday as the Panthers look on the verge of a transitional period at the club.

Favourite: The Panthers are expected to prove too desperate for the Eels on Sunday afternoon, paying around \$1.60.

My tip: It is hard to tip the Panthers after what they dished up last week and the omission of Alamoti is a perplexing one given he has been one of the team's most consistent performers, particularly when it comes to yardage out of his own end. In saying all of that, this is a desperate Penrith team and provided Cleary and co. back up, the defending premiers should be able to do just enough. **Panthers by 4.**



MATCH DETAILS

TV & Streaming: Fox League (502), Kayo Sports
Radio: ABC Sport, SEN, MIX Canberra
Live blog: LeagueUnlimited.com

24 | LeagueUnlimited.com | The Front Row | Vol 6 Issue 13

Head to head since 1982

	TOTAL	SYDNEY	CANBERRA	DRAWN
ALL MATCHES	72	39	33	0
ALLIANZ	2	0	2	0
ASHLEY KLEIN	3	1	2	0

Last five clashes

YEAR	ROUND	RESULT	VENUE	CROWD
2021	Round 25	SYDNEY 40-16	BB Print Stadium	3473
2022	Round 13	CANBERRA 22-16	GIO	6492
2023	Round 17	CANBERRA 20-18	Allianz	13326
2024	Round 12	SYDNEY 44-16	GIO	18049
2024	Round 26	CANBERRA 14-12	Allianz	27239

The thumpings

YEAR	ROUND	RESULT	VENUE	CROWD
1982	Round 13	SYDNEY 55-15	Sports Ground	2945
1990	Round 5	CANBERRA 66-4	Bruce	12675

State of play: NRL 2025

	POS	PLAYED	BYES	W-L-D	FOR	AGAINST
SYDNEY	11TH	11	1	5-6-0	266	286
CANBERRA	2ND	12	0	9-3-0	334	264

Current form

	Round 10	Result	Round 11	Result	Round 12	Result
SYDNEY	BYE	-	CANTERBURY	L 20-24	CRONULLA	W 42-16
CANBERRA	CANTERBURY	L 20-32	GOLD COAST	W 40-24	WARRIORS	W 16-10

Next few weeks

	Round 14	Round 15	Round 16	Round 17
SYDNEY	BYE	NEWCASTLE (A)	NORTH QLD (H)	BYE
CANBERRA	SOUTHS (H)	BYE	W TIGERS (A)	NEWCASTLE (A)

Things to know

- Raiders have won 12 of their last 15 NRL games
- Canberra have lost 4 of their last 5 games against the Roosters when sitting in the top 3 on the ladder
- The Roosters have scored 144 points in their last 4 NRL games (36 points per game)

Visit [LeagueUnlimited.com](#) across the weekend for:
SQUAD UPDATE (19 players) Sat 6:15pm AEST
LATE MAIL (final teamlists) Sun 5:15pm AEST

Match preview

Adam Huxtable

Surging Roosters set for Litmus Test Against Rampaging Raiders

After the Bulldogs recent heavy defeat, there's a genuine argument to be made that this Round 13 matchup is a clash between the two hottest teams in Rugby League at the moment. The Roosters have won 4 out of their last 5, most recently dismantling a highly fancied Cronulla outfit, while the Raiders fairytale start to the year has continued and sees them in second place on the ladder.

The poor red zone attack that had plagued the Roosters in the early rounds of the competition is a thing of the past. The tri-colours are averaging a whopping 36 points per game since ANZAC day, a turnaround that has unsurprisingly resulted in a lot more wins. Their new look explosive attack was on full display against the Sharks as they scored tries from all over the park.

The Raiders success in 2025 has come off the back a dynamic, explosive attack that opposition sides haven't been able to keep pace with, as evidenced by their 27.83 points per game on the entire season. There have been warranted concerns over their defence however, which makes their last start 16-10 triumph over the Warriors that much more impressive. The Raiders were forced to defend the 6-point lead camped on their own line for much of the last 10 minutes, 3 of them while down to 12 men, and were able to do so courtesy of both their systems and some great individual efforts.

While Canberra's efforts against the Warriors were good, they were facing what is statistically a bottom-four attacking unit in the competition. The Roosters matchup shapes as a tougher ask, especially after an 80 minutes as gruelling as the one they just had.

In their recent turnaround, the Roosters defence has not improved to nearly the same degree as their attack, that is until last week. The Roosters only gave up 16 points to a full-strength Sharks side that were not without their opportunities, doing a fine job in containing a left edge that has given opposition sides trouble all year. The Raiders have a lot of speed outside the numbers and it's a pretty safe assumption they'll use it to give the Roosters outside backs another test.

Who to watch: How could you not be paying extra attention to Mark Nawaqanitawase when watching a Roosters game these days. From the start, the Rugby Union converts skill has been obvious, especially in attack, and that area of his game has gone from strength to strength as highlight reel plays seem to be becoming a weekly occurrence. It's his defence however that has improved out of sight, and for him to make a huge leap on that side of the ball in such a short amount of time emphasises how good of a footy mind he is. The Raiders achilles heel at times this season has been their edge defence, expect the Roosters to go to Marky Mark early and often to test it out.

For the Raiders, young hooker Owen Pattie will get the first opportunity of his career to start on Sunday after Tom Starling was suspended for a late hit. Pattie has shown glimpses of what he's capable of during his limited time off the bench so far, and last week was no exception, the youngster making a line break quite early on in his stint as he often does. It will be interesting to see how long he stays on the field, with Danny Levi named on the bench for his first game of the season, and whether Pattie has the same level of impact starting as he usually does off the bench.

Favourite: The Raiders are very narrow 1-point favourites at the time of writing.

My tip: The Roosters are in such good form at the moment, and I can see this as a game the Raiders drop after such a tough road trip to New Zealand. **Roosters by 8.**

Match stats courtesy of


RUGBY LEAGUE

project

NSWRL Teamlists & Results

Knock On Effect NSW Cup Round 13

St George Illawarra Dragons v Newcastle Knights
Fri 30 May 5:40PM
Jubilee Stadium, Carlton / Bidjigal
Referee: Mitchell Currie; Sideline Officials: Clayton Wills, Karra-Lee Nolan



Age	P	T	G	FG	Pts	St George Illawarra	Newcastle	Age	P	T	G	FG	Pts
25	11	8	1	-	34	Cody RAMSEY 1	1 Connor VOTANO	-	8	2	23	-	58
-	8	10	-	-	40	Benjamin RUMBLE 18	2 Sosaia LATU	-	1	1	-	-	4
-	10	5	-	-	20	Nicholas TSOUGRANIS 3	3 Wilson DECOURCEY	-	5	2	-	-	8
-	8	3	-	-	12	Hayden BUCHANAN 4	4 Riley JONES	23	9	5	-	-	20
23	8	7	-	-	28	Sione FINAU 5	5 Harley WALKER	-	1	-	-	-	-
-	11	2	44	-	96	Jonah GLOVER 6	6 Haami LOZA	-	1	-	-	-	-
25	4	3	-	-	12	Lachlan ILIAS 7	7 Jackson HASTINGS	29	8	-	1	-	2
24	5	-	-	-	-	Villami FIFITA 16	8 Brock GREACEN	-	10	-	-	-	-
24	9	1	-	-	4	Connor MUHLEISEN 9	9 Matthew ARTHUR	20	8	-	-	-	-
28	5	2	-	-	8	Hame SELE 10	10 Tyrone THOMPSON	25	4	1	-	-	4
-	8	1	-	-	4	Jacob HALANGAHU 11	11 Jermaine McEWEN	20	6	1	-	-	4
28	10	3	-	-	12	Michael MOLO 12	12 Francis MANULELEUA	-	8	1	-	-	4
-	11	-	-	-	-	Jett LIU 13	13 Mason TEAGUE	21	6	1	-	-	4
24	11	2	-	-	8	Haele FINAU 14	14 Jacob DAVIS	-	10	2	-	-	8
-	-	-	-	-	-	TBC 15	15 Elijah SALESA LEAUMOANA	-	11	1	-	-	4
-	7	-	-	-	-	Jacob WEBSTER 17	16 Wil SULLIVAN	-	6	-	-	-	-
34	2	-	-	-	-	Ben MURDOCH-MASILA 20	17 Blake WOODFORD	-	7	-	-	-	-
49	11	-	-	-	-	Willie TALAU	Michael DOBSON	39	11	-	-	-	-

Head to head record

	TOTAL	ST GEO ILLA (R)	NEWCASTLE (R)	DRAWN
ALL MATCHES	20	11	9	0
JUBILEE	3	1	2	0

Last two meetings

YEAR	ROUND	RESULT	VENUE
2024	Round 2	ST GEO ILLA (R) 30-16	Sid Parrish
2024	Round 5	NEWCASTLE (R) 30-24	McD. Jones

South Sydney Rabbitohs v Warriors
Sat 31 May 1:30PM
Redfern Oval, Redfern / Gadigal
Referee: Ethan Klein; Sideline Officials: Mitchell Stone, Tom Cambourn



Age	P	T	G	FG	Pts	South Sydney	Warriors	Age	P	T	G	FG	Pts
-	4	-	-	-	-	Ammaron GUDGEON 1	1 Taine TUAUPIKI	25	1	1	6	-	16
25	7	-	-	-	-	Declan CASEY 2	2 Sio KALI	-	2	1	-	-	4
-	8	-	-	-	-	Talanoa PENITANI 3	3 Ali LEIATAUA	22	-	-	-	-	-
22	5	1	4	-	12	Fletcher MYERS 4	4 Moala GRAHAM-TAUFU	23	10	10	-	-	40
-	3	2	-	-	8	Haizyn MELLARS 5	5 Edward KOSI	26	5	2	-	-	8
-	10	3	11	-	34	Ashton WARD 6	6 Luke HANSON	-	8	4	-	-	16
23	5	1	1	-	6	Lewis DODD 7	7 Tanah BOYD	24	9	-	48	1	97
29	3	-	-	-	-	Shaq MITCHELL 8	8 Tanner STOWERS-SMITH	21	8	4	-	-	16
27	10	-	-	-	-	Ryan GRAY 9	9 Samuel HEALEY	22	9	2	-	-	8
23	9	1	-	-	4	Tim JOHANNSEN 10	10 Bunty AFOA	28	3	-	-	-	-
28	3	1	-	-	4	Jacob HOST 11	11 Kayliss FATIALOFA	-	11	9	-	-	36
21	10	1	-	-	4	Thomas FLETCHER 12	12 Eddie IEREMIA-TOEAVA	20	8	3	-	-	12
20	2	-	-	-	-	Liam LE BLANC 13	13 Tom ALE	26	8	2	-	-	8
25	10	-	-	-	-	Matt FRENCH 14	14 Freddy LUSSICK	24	11	5	-	-	20
-	3	-	-	-	-	Devante MIHINI 15	15 Kalani GOING	28	11	2	-	-	8
-	10	-	-	-	-	Toesami TOEVAI 16	16 Tobias CROSBY	-	11	2	-	-	8
23	5	2	-	-	8	Leonard SKELTON 17	17 Geronimo DOYLE	28	10	4	-	-	16
24	5	1	-	-	4	Josh SCHUSTER 18	18 Morgan HARPER	26	10	1	-	-	4
-	1	-	-	-	-	Matthew HUMPHRIES 19							
-	4	1	-	-	4	Jordan PLATH 20							
57	33	-	-	-	-	Wayne COLLINS	David TANGATA-TOA	43	86	-	-	-	-

Head to head record

	TOTAL	SOUTHS (R)	WARRIORS (R)	DRAWN
ALL MATCHES	9	6	3	0
REDFERN	1	1	0	0

Last two meetings

YEAR	ROUND	RESULT	VENUE
2024	Round 5	SOUTHS (R) 26-20	Accor
2024	Round 23	WARRIORS (R) 28-10	Bruce Pullman

Newtown Jets v Western Suburbs Magpies
Sat 31 May 3:00PM
Henson Park, Marrickville / Gadigal-Wanngal
Referee: Dillian Wells; Sideline Officials: Bradley Kiehne, Charlie Suters



Age	P	T	G	FG	Pts	Newtown	Western Suburbs	Age	P	T	G	FG	Pts
-	3	-	-	-	-	Taj FORD 1	1 Luke LAULILILI	18	2	1	-	-	4
-	12	7	-	-	28	Kristian DIXON 2	2 Alexander LOBB	23	8	1	13	-	30
22	11	2	-	-	8	Chris VEAILA 3	3 Solomona FAATAAPE	24	7	7	-	-	28
-	12	7	1	-	30	Eli CLARK 4	4 Josh FELEDY	20	10	2	-	-	8
-	2	1	-	-	4	Eparama NAAVALE 5	5 Izaac THOMPSON	28	10	4	-	-	16
-	8	-	1	-	2	Riley POLLARD 6	6 Krystian MAPAPALANGI	22	4	3	-	-	12
23	12	8	36	1	105	Niwhai PURU 7	7 Kurt FALLS	28	9	2	14	-	36
-	8	1	-	-	4	Lachlan Jake CROUCH 8	8 Jaxson RAHME	-	10	-	-	-	-
29	11	-	-	-	-	Jayden BERRELL 9	9 Tallyn DA SILVA	20	1	-	-	-	-
23	5	-	-	-	-	Tuku HAU TAPIUHA 10	10 Reuben PORTER	28	11	2	-	-	8
-	8	1	-	-	4	Kyle PICKERING 11	11 Luke JACK	-	3	2	-	-	8
-	1	2	-	-	8	Dylan COUTTS 12	12 Ellie EL-ZAKHEM	27	7	1	-	-	4
22	9	4	-	-	16	Hohepa PURU 13	13 Charlie MURRAY	23	11	1	-	-	4
21	6	1	-	-	4	Max BRADBURY 14	14 Justin MATAMUA	22	5	-	-	-	-
-	12	-	-	-	-	Jordin LEIU 15	15 Kit LAULILILI	20	9	1	-	-	4
-	7	2	-	-	8	Blake HOSKING 19	16 Jayden TANNER	24	8	-	-	-	-
-	5	3	-	-	12	Bradley FEARNLEY 22	17 Noah JOHANNSEN	-	6	1	-	-	4
-	12	1	-	-	4	Jontay-Junior BETHAM-MISA 16	18 Jirah MOMOISEA	26	2	-	-	-	-
28	7	-	-	-	-	Billy MAGOULIAS 17							
40	64	-	-	-	-	George NDAIRA	Aaron PAYNE	42	35	-	-	-	-

Head to head record

	TOTAL	NEWTOWN (R)	WESTS (R)	DRAWN
ALL MATCHES	158	69	77	12
HENSON	42	16	22	4

Last two meetings

YEAR	ROUND	RESULT	VENUE
2024	Round 18	NEWTOWN (R) 32-24	Henson
2025	Round 8	NEWTOWN (R) 18-6	Lidcombe

Manly-Warringah Sea Eagles v North Sydney Bears
Sat 31 May 5:15PM
4 Pines Park, Brookvale / Cammeraygal
Referee: Luke Saldern; Sideline Officials: Damian Brady, Jake Sutherland



Age	P	T	G	FG	Pts	Manly	North Sydney	Age	P	T	G	FG	Pts
25	5	4	-	-	16	Clayton FAULALO 1	1 Abiarthur Toi TUILAEP	-	5	2	-	-	8
-	7	6	-	-	24	Navren WILLETT 2	2 Tuipulotu KATO	26	3	-	-	-	-
-	3	1	-	-	4	Semisi KIOA 3	3 Israel OGDEN	-	9	1	-	-	4
-	7	2	-	-	8	Charlie THOMPSON 18	4 Compton FUATIMAU	-	8	2	-	-	8
25	9	9	-	-	36	Raymond TUAIMALO VAEGA 5	5 Siulagi PIO	-	5	1	-	-	4
26	11	-	23	-	46	Brandon WAKEHAM 6	6 Jesse MARSCHKE	27	7	2	-	-	8
-	2	1	-	-	4	Joey WALSH 7	7 Harradyn WILSON	22	10	1	27	-	58
23	11	1	-	-	4	Chris PATOLO 17	8 Ben TALTY	-	11	6	-	-	24
23	5	-	-	-	-	Gordon CHAN KUM TONG 9	9 Jayden YATES	-	8	1	-	-	4
30	2	1	-	-	4	Toafofoa SIPLEY 10	10 Regan HUGHES	-	8	1	-	-	4
-	11	1	-	-	4	Jacob SYKES 11	11 Riley MEYN	23	4	1	-	-	4
33	6	-	-	-	-	Michael CHEE-KAM 12	12 Matt STIMSON	-	11	2	7	-	22
22	7	2	-	-	8	Caleb NAAVALE 13	13 Coby THOMAS	25	11	-	-	-	-
-	9	1	-	-	4	Zaidas MUAGUTUTIA 14	14 Trey BROWNE	26	6	1	-	-	4
-	10	-	-	-	-	Zane DUNFORD 15	15 Ofahiki OGDEN	28	8	1	-	-	4
-	9	-	-	-	-	D'Jazirhae PUA'AVASE 16	16 Phillip MAKATO	-	5	-	-	-	-
-	2	-	-	-	-	Hugo HART 19	17 Chase CHAPMAN	24	3	-	-	-	-
-	9	1	-	-	4	Broden KONZ 20	18 Sean VAIVELATA	-	7	3	-	-	12
41	11	-	-	-	-	Guy WILLIAMS	Anthony BARNES	-	35	-	-	-	-

Head to head record

	TOTAL	MANLY (R)	NORTHS (R)	DRAWN
ALL MATCHES	109	67	40	2
4 PINES	45	29	16	0

Last two meetings

YEAR	ROUND	RESULT	VENUE
2016	Round 10	NORTHS (R) 23-22	North Sydney
2016	Round 20	NORTHS (R) 32-18	Brookvale

Penrith Panthers v Parramatta Eels

Sun 1 Jun 1:45PM

CommBank Stadium, Parramatta / Burrumattagal

Referee: Daniel Luttringer; Sideline Officials: Luke Saldern, Mitchell Currie



Age	P	T	G	FG	Pts	Penrith	Parramatta	Age	P	T	G	FG	Pts	
25	4	5	-	-	20	Daine LAURIE	1 1	Te Hurinui TWIDLE	20	3	2	-	-	8
20	10	2	-	-	8	Jesse McLEAN	2 2	Jake TAGO	26	5	7	-	-	28
21	-	-	-	-	-	Paul ALAMOTI	3 3	Araz NANVA	-	8	1	-	-	4
-	7	1	-	-	4	Samuel LANE	4 4	Richard PENISINI	20	4	1	-	-	4
-	10	7	-	-	28	David FALE	5 5	Samuel LOIZOU	22	6	4	-	-	16
21	5	-	-	-	-	Jack COLE	6 6	Ronald VOLKMAN	22	9	2	6	1	21
25	6	1	17	-	38	Trent TOELAU	7 7	Dean HAWKINS	26	6	5	4	-	28
27	9	1	-	-	4	Preston RIKI	8 8	Wiremu GREIG	25	6	-	-	-	-
-	9	-	-	-	-	Billy SCOTT	9 9	Brendan HANDS	26	7	-	-	-	-
27	3	-	-	-	-	Austin DIAS	10 10	Toni MATAELE	22	9	1	-	-	4
-	10	-	-	-	-	Zac LIPOWICZ	11 11	Matt DOOREY	24	4	-	-	-	-
-	11	2	-	-	8	Riley WAKE	12 12	William LATU	21	5	1	-	-	4
-	11	-	-	-	-	Billy PHILLIPS	13 13	Charlie GUYMER	20	4	-	-	-	-
-	1	-	-	-	-	Vea TAPAATOUTAI	14 14	Joey LUSSICK	29	3	2	-	-	8
23	1	-	-	-	-	Riley PRICE	15 15	Brock PARKER	22	11	-	-	-	-
-	3	-	-	-	-	John SAGAGA	16 16	Saxon PRYKE	21	7	2	-	-	8
-	1	-	-	-	-	Zakauri CLARKE	17 17	Bryce CARTWRIGHT	30	8	1	-	-	4
24	3	-	-	-	-	Falefa LETOI	18							
-	61	-	-	-	-	Ben HARDEN	Nathan CAYLESS	47	103	-	-	-	-	

Head to head record

	TOTAL	PENRITH (R)	PARRAMATTA (R)	DRAWN
ALL MATCHES	66	25	36	5
COMMBANK	3	1	1	1

Last two meetings

YEAR	ROUND	RESULT	VENUE
2024	Round 2	PENRITH (R) 24-4	BlueBet
2024	Round 23	DRAWN 22-22	CommBank

Sydney Roosters v Canberra Raiders

Sun 1 Jun 2:00pm

Wentworth Park, Glebe / Gadigal

Referee: Clayton Wills; Sideline Officials: Ben Teague, Billy Greatbatch



Age	P	T	G	FG	Pts	Sydney	Canberra	Age	P	T	G	FG	Pts	
22	7	2	-	-	8	Ethan KING	1 1	Ethan ALAIA	-	9	2	-	-	8
23	11	9	-	-	36	Tom RODWELL	2 2	Utulao ASOMUA	22	11	9	-	-	36
23	10	2	-	-	8	Benjamin JOHNSON	3 3	Chevy STEWART	19	10	7	1	-	30
17	1	-	-	-	-	Lui LEE	4 4	Manaia WAITERE	-	10	6	-	-	24
23	3	-	-	-	-	Trey PENI	5 5	Jenson TAUMOEPEAU	-	11	1	-	-	4
20	11	4	3	-	22	Jake ELLIOTT	6 6	Adam COOK	24	10	3	43	-	98
34	4	1	12	-	28	Chad TOWNSEND	7 7	Ethan SANDERS	21	6	1	2	-	8
21	4	-	-	-	-	Xavier VAA	8 8	Mitchell PREST	-	4	-	-	-	-
22	5	-	-	-	-	Tyler MORIARTY	9 9	Shaun PACKER	-	5	-	-	-	-
-	-	-	-	-	-	TBC	10 10	Vena PATUKI-CASE	20	4	-	-	-	-
20	8	1	-	-	4	Ethan ROBERTS	11 11	Jaxon LAVENDER	-	9	1	-	-	4
22	9	2	-	-	8	Aston WARWICK	12 12	Joseph RODDY	-	8	1	-	-	4
32	8	1	-	-	4	Makahesi MAKATOA	13 24	Jordan MARTIN	25	5	1	-	-	4
-	-	-	-	-	-	TBC	14 14	Kain ANDERSON	-	4	-	-	-	-
24	11	-	-	-	-	Rhys DAKIN	15 15	Myles MARTIN	21	11	2	-	-	8
19	1	-	-	-	-	De La Salle VAA	16 16	TBC	-	-	-	-	-	-
-	-	-	-	-	-	Phillip LAVAKEIAHO	17 17	TBC	-	-	-	-	-	-
22	5	-	-	-	-	Owen FLAHERTY	18							
38	35	-	-	-	-	Brett MORRIS	Chris LEWIS	32	11	-	-	-	-	

Head to head record

	TOTAL	SYDNEY (R)	CANBERRA (R)	DRAWN
ALL MATCHES	29	16	13	0
ALLIANZ	0	0	0	0

Last two meetings

YEAR	ROUND	RESULT	VENUE
2024	Round 26	SYDNEY (R) 34-21	Wentworth
2025	Round 4	SYDNEY (R) 34-26	Belconnen

Round 12 Results

Parramatta Eels 36 (S. Loizou 2, J. Tago 2, J. Lussick, T. Twidle, R. Volkman tries; R. Volkman 4 goals) **defeated Manly-Warringah Sea Eagles 26** (C. Faulalo 2, J. Swann, T. Talau, R. Tuaimalo Vaega tries; B. Wakeham 3 goals) at Kellyville Park. **Date:** Sat, 24th May. **Kickoff:** 11:30 AM. **Halftime:** Parramatta (R) 18-6. **Penalties:** Manly (R) 5-3. **Referee:** Kasey Badger.
Parramatta: Twidle, Tago, Nanva, Penisini, Loizou; Hunter, Volkman (C); Greig, Lussick, Mataele, Doorey, Latu, Guymer. Int: Cartwright, Hands, Parker, Kalache. **Manly:** Faulalo, Talau, Kioa, Swann, Tuaimalo Vaega; Wakeham, Walsh; Patolo, Muagututia, Pua'avase, Schoupp, Chee-Kam (C), Navale. Int: Konz, Dunford, Sykes, Hart.

South Sydney Rabbitohs 18 (J. Host, T. Johannssen, H. Mellars tries; F. Myers 3 goals) **defeated North Sydney Bears 2** (H. Wilson goal) at Redfern Oval. **Date:** Sat, 24th May. **Kickoff:** 2:00 PM. **Halftime:** Souths 10-0. **Penalties:** Souths 9-7. **Referee:** Clayton Wills.
Souths: Gudgeon, Ravalawa, Penitani, Myers, Mellars; Humphries, Ward; Ataata, Gray (C), Johannssen, Host, Fletcher, Mitchell. Int: French, O'Kane, Toevai, Casey. **Norths:** Tuilaepa, Katoa, Ogden, Seve, Pio; Marschke, Wilson; Talty, Yates, Lisati, Meyn, Stimson, Thomas. Int: Satrick, Ogden, Makatoa, Chapman.

Newtown Jets 54 (D. Coutts 2, K. Dixon 2, E. Clark, B. Hosking, E. Navale, H. Puru, N. Puru, C. Vea'ila tries; N. Puru 6, R. Pollard goals) **defeated Sydney Roosters 0** at Industree Group Stadium. **Date:** Sat, 24th May. **Kickoff:** 5:05 PM. **Halftime:** Newtown 22-0. **Penalties:** Sydney 9-5. **Referee:** Chris Sutton.
Sydney: Flaherty, Rodwell, Johnson, Lee, Tait; Elliott (C), Rodwell; Tuinauvai, Moriarty, Dakin, Tevaga, Warwick, Roberts. Int: Foley, Va'a, Finau, Seve. **Newtown:** Ford, Dixon, Vea'ila, Clark, Navale; Pollard, Puru (C); Bradbury, Puru, Crouch, Pickering, Coutts, Hosking. Int: Berrell (C), Betham-Misa, Leiu, Fearnley.

Newcastle Knights 36 (W. Decourcey 2, C. Hopwood, R. Jones, S. Latu, J. McEwen tries; C. Votano 6 goals) **defeated Penrith Panthers 16** (P. Hotere-Papalii 2, R. Wake tries; T. Toelau 2 goals) at Blacktown Exercise Sports and Technology Hub. **Date:** Sun, 25th May. **Kickoff:** 2:00 PM. **Halftime:** Newcastle (R) 18-12. **Penalties:** Newcastle (R) 11-7. **Referee:** Damian Brady.
Penrith: Cole, Hotere-Papalii, Faeamani, Lane, Fale; Lamont, Toelau (C); Dias, Scott, Sagaga, Lipowicz, Wake, Phillips. Int: Tapa'atoutai, Letoi, Clarke, Price. **Newcastle:** Votano, Latu, Decourcey, Jones, Walker; Loza, Hastings (C); Greacen, Arthur, Hopwood, McEwen, Manuleleua, Teague. Int: Davis, Salesa leaumoaana, Sullivan, Woodford, Graham.

St George Illawarra Dragons 36 (S. Finau, L. Ilias, M. Molo, C. Muhleisen, C. Ramsey, H. Sele tries; J. Glover 6 goals) **defeated Canberra Raiders 28** (E. Alaia, J. Martin, E. Sanders, C. Stewart, M. Waitere tries; A. Cook 4 goals) at Seiffert Oval. **Date:** Sun, 25th May. **Kickoff:** 3:00 PM. **Halftime:** Canberra (R) 24-10. **Penalties:** St Geo Illa (R) 6-4. **Referee:** Kieren Irons.
Canberra: Alaia, Asomua, Stewart, Waitere, Taumoepeau; Cook (C), Sanders; Saulo, Packer, Martin, Lavender, Roddy, Martin. Int: Patuki-Case, Prest, Smith, Uta. **St Geo Illa:** Ramsey (C), Rumble, Tsougranis, Buchanan, Finau; Glover, Ilias; Liu, Muhleisen, Fifita, Halangahu, Molo, Sele. Int: Finau, Murdoch-Masila, Webster, Heidke.

Warriors 40 (M. Graham-Taufa 2, K. Fatialofa, K. Going, L. Hanson, T. Stowers-Smith, T. Tuapiki tries; T. Tuapiki 6 goals) **defeated Canterbury-Bankstown Bulldogs 24** (L. Grossemy, Z. Mai'u, T. Otukolo, C. Toy, H. Wilson tries; R. Moyle, J. Sua goals) at Go Media Stadium. **Date:** Sun, 25th May. **Kickoff:** 3:20 PM. **Halftime:** Warriors (R) 24-10. **Penalties:** Warriors (R) 7-4. **Referee:** Daniel Luttringer.
Warriors: Tuapiki (C), Amituana'i, Harper, Graham-Taufa, Kali; Hanson, Cleary; Ale, Healey, Stowers-Smith, Fatialofa, Jeremiah-Toeava, Going. Int: Lussick, Doyle, Seu Salailio, Crosby. **Canterbury:** Cochrane, Sua, Gabrael, Wilson, Toy; Hutchison (C), O'Neill (C); Underhill, Moyle, Hughes, Reardon, Grossemy, Otukolo. Int: Mai'u, Young, Jones, Toilalo.

#	Team	P	W	D	L	B	+/-	Pts
1	Warriors	11	10	0	1	1	181	22
2	St Geo Illa	11	8	1	2	1	132	19
3	Parramatta	11	8	1	2	1	84	19
4	Newtown	12	8	0	4	0	77	16
5	Penrith	11	6	0	5	1	94	14
6	Canberra	11	5	0	6	1	46	12
7	Canterbury	11	5	0	6	1	43	12
8	Sydney	11	5	0	6	1	-137	12
9	North Sydney	11	4	0	7	1	-80	10
10	Manly	11	4	0	7	1	-119	10
11	Newcastle	11	3	0	8	1	-47	8
12	Western Subs	11	3	0	8	1	-120	8
13	South Sydney	11	2	0	9	1	-154	6

Most tries

#	Player	Team	P	T
1	Asu Kepaoa	Penrith	8	11
2	Benjamin Rumble	St Geo Illa	8	10
=	Ratu Rinakama	Canterbury	9	10
=	Moala Graham-Taufa	Warriors	10	10

Most goals

#	Player	Team	P	G/A	%
1	Tanah Boyd	Warriors	9	48 / 58	83%
2	Jonah Glover	St Geo Illa	11	44 / 67	66%
3	Adam Cook	Canberra	10	43 / 52	83%

Most points

#	Player	Team	P	T	G	FG	Pts
1	Niwhai Puru	Newtown	12	8	36	1	105
2	Adam Cook	Canberra	10	3	43	-	98
3	Tanah Boyd	Warriors	9	-	48	1	97

NSWRL Teamlists & Results

U21 Jersey Flegg Cup Round 13

Penrith Panthers v Parramatta Eels
Sat May 31 2025, 12:00pm at St Marys Leagues Stadium, St Marys / Dharug
Penrith Panthers

1. Jirah Liddiard 2. Poutoa Hotere-Papalii 3. Siale Faeamani 4. Tuaomaliemavaitoelau Patea 5. Demiah Ainuu 6. Zach Lamont 7. Tylor Bunting 8. Jakeb Vailalo 9. Jenson Tuaoi 10. Hokafonu Lemoto 11. Harry Armstrong 12. Siotame Hansen 13. Bayden Moran 14. Hunter Bell 15. Isaiah Scanlon 16. Josh Ruxton 17. Tyson Sangailang 18. Judah Galuvao 19. Mitchell Heather 20. Compton Purcell 21. Cooper Black
Parramatta Eels
1. Apa Twiddle 2. Mohamed Alameddine 3. Tuvaka Palu 4. Antioch Faitala-mariner 5. Dom Farrugia 6. Lorenzo Talataina 7. Joshua Lynn 8. Damascus Neemia 9. Jack Hudson 10. Tyrese Lokeni 11. Domenico De Stradis 12. William Lewis 13. Saxon Pryke 14. Lorenzo Talataina 15. Raffaele De Stradis 16. Jezaiah Funa-Luta 17. Ieti Samueltu 18. Tom Summer
Referee: Mitchell Pitscheider; **Sideline Officials:** Joel Pitscheider, Curtis Robinson

Kaiviti Silktails v Canterbury-Bankstown Bulldogs
Sat May 31 2025, 10:00am at Churchill Park, Lautoka / Fiji
Kaiviti Silktails

1. Mikaele Senibua 2. Seremaia Ramasima 3. Iowani Mainalovo 4. Asalusi Nagicu 5. Sevanaia Tovutos 6. Tevita Matawai 7. Bale Vetaukula 8. Adrea Ramabuke 9. Seru Kalouvivalu 10. Gabriel Rawamila 11. Sisa Vuniwaqa 12. Akuila Qoro 13. Melikiseteki Nacaginimasei 14. Alipate Qoro 15. George Satakala 16. Sairusi Laqere 17. Vilisasari Bainivalu 18. Maikelu Ratukabu
Canterbury-Bankstown Bulldogs
1. Taye Cochrane 2. Jordi Mazzone 3. Sosaia Kaufusi 4. William Afualo 5. Jope Raque 6. Joseph Teaupa 7. Mitchell Woods 8. Malachi Filipo 9. Kaawyn Patterson 10. Sosefo Finau 21. Alekolasimi Jones 12. Oliva Smith 13. Bailey Myers 14. Alex Conti 15. Patrick Carey 16. Sosaia Alatini 17. Lebron Tuala 22. Genesis Ah Kam Sherlock
Referee: Nathan Loveday; **Sideline Officials:** Kelemedi Lenati, Solomon Vateitei

South Sydney Rabbitohs v Warriors
Sat May 31 2025, 11:15am at Redfern Oval, Redfern / Gadigal
South Sydney Rabbitohs

1. Charlie Poynton 2. Daniel Waqa 3. Daniel Wright 4. Zane Rugless 5. Jacob Fong 6. Nicholas Quinn 7. Matthew Humphries 8. Nazareth Taua 9. Riley Frame 10. Sione Lolohea 11. Joshua Alhazim 12. Mikael Ibrahim 13. Yehya Ayache 14. Samuel Taylor 15. Daniel Lua 16. Tavis Felsch 17. Nathaniel Gallo 18. Tylan Berryman 19. Kaerangi Mathews
Warriors
1. Joseph Ratcliffe 2. Tallan Egan 3. Brandon Norris 4. Caelys-Paul Putoko 5. Raphael Sio 6. Jack Thompson 7. Jett Cleary 8. Jason Seu Salalilo 9. Jacob Aulao 10. Rodney Tuipulotu Vea 11. Kahu Capper 12. Alvin Chong Nee 13. Harry Durbin 14. Jeriko Filipi 15. Paea Sikueva 16. Mikaele Ilaiu 18. Maui Winitana-Pateleio 20. Harry Tauafiati-utui 21. Mitchell Bebbington 22. Tepatasi Laumalili
Referee: Salvatore Marigliano; **Sideline Officials:** Mitchell Stone, Tom Cambourn

Cronulla-Sutherland Sharks v Wests Tigers
Sat May 31 2025, 12:50pm at Henson Park, Marrickville / Gadigal-Wanngal
Cronulla-Sutherland Sharks

1. Oliver Lester 2. Pharrell Gray 3. John-Paul Donevski 4. Prestyn Laine-Sietu 5. Richard Whalebone 6. Ashton Simmonds 7. Logan Clinch 8. Felix Faatili 9. Jai Camilleri 10. Setefano Sele 11. Joe Nadenic 12. Lajuan Vito 13. Samuel McCulloch 14. Moustafa Dirani 15. Richie Tupuailei 16. Ben Peni 17. Lachlan Aulao 18. Manako Pitau 19. Kurt Montgomery 20. Cooper Hannay
Wests Tigers
1. Cameron Kanaan 2. Brenden Naicori 3. Maxwell Taotua 4. Mitchell Taotua 5. William Craig 6. Iverson Matai 7. Max Liles 8. Harry Delaney 9. Josese Lanyon 10. Christian Taupau-Moors 11. Lachlan Broederlow 12. Solomon Saukuru 13. Jeremiah Leatigaga 14. Jared Haywood 15. Shaquille Tavita 16. Elijah Mataale 17. Archie Duncombe 18. Pheonix Godinet 19. Byronn Laupepa 20. Lenny Plati
Referee: Lachlan Greenfield; **Sideline Officials:** Bradley Kiehne, Charlie Suters

St George Illawarra Dragons v Newcastle Knights
Sat May 31 2025, 1:00pm at Collegians Sports Complex, Figtree / Dharawal
St George Illawarra Dragons

1. Wesley Pring 2. Jesse Williams 3. David Afu 4. Charles Heidke 5. Lyric Craft-Te Moananui 6. Tyler Peckham-Harris 7. Kade Reed 8. Campbell Rubie 9. Isaiah Fagailio 10. Ryan Hutchinson 11. Cyrus Stanley-Trail 12. Jarrah Gaia Treweek 13. Matthew Alhazim 14. Blake Metcalfe 15. Viliani Hikila 16. Jared Johnson 17. Leeroy Weatherall 18. Eden Hodges
Newcastle Knights
1. Sully Hoad 2. Aidan Gow 3. Marcus Dacre 4. Zahn McKay 5. Wil Rosenbaum 6. Cullen Gray 7. Ryder Williams 8. Tama Whareaorere 9. Ayden Hoad 10. Kane Graham 11. Cade Mellon 12. Te Kaio Cranwell 13. Jacob Taulani 14. Taj Moore 15. Jayden Harris 16. Will Cannavo 17. Jack Hilliar 18. Xavier Lynch
Referee: Brandon Mani; **Sideline Officials:** Liam Nicholls, Bailey Warren

Manly-Warringah Sea Eagles v Melbourne Storm
Sun June 1 2025, 12:00pm at 4 Pines Park, Brookvale / Cammeraygal
Manly-Warringah Sea Eagles

1. Riley Pennell 2. Zachary Karam 3. Antonio Taufu 4. Benjamin Keene-O'Keefe 5. Aymn Hamilton 6. Tyler Melrose 7. Callum Dowell 8. Simione Laiafi 9. T.J Herring 10. Campbell Munn 11. Max Hayley 12. Jett Jackson 13. Ramses Munro 14. Dylan Coyte 15. Miles Edler 16. Beniel Qereqeretabua 17. Remi Mant
Melbourne Storm
1. Hugo Peel 2. Luke Cesari 3. Liam Williams 4. Mitchell Jennings 5. Liam Nebauer 6. Eli Morris 7. Dylan Brettle 8. Jak Goulding 9. Gabriel Satrick 10. K-Ci Newton-Whare 11. Preston Conn 12. Philip Telea 13. Zayvian Langkilde-Fale 14. Waka Hammond 15. Jerry Musu 16. Jordan Blundell 17. Cooper Clarke 18. Tyrell Hopkins
Referee: Harrison Baysarri; **Sideline Officials:** Jake Walsh, Jabri Daizi

Sydney Roosters v Canberra Raiders
Sun June 1 2025, 12:00pm at Wentworth Park, Glebe / Gadigal
Sydney Roosters

1. Baxter Warner 2. Osca Catton 3. William Malloy 4. Kallum Weatherall-Stacey 5. Kade Maguire 7. Brooklyn Rosemeyer 8. Julius Mitchell 9. Jaxson Allen 11. Josiah Fesolai 12. Jackson Pennell 13. Zack Visconti 14. Jackson De Lisle 15. Hayden Lammon 16. Zac Gillett
Canberra Raiders
1. Mutua Brown 2. Timothy Carson-burns 3. Regan Carr 4. Tariq Tanner 5. Luke Tuailii 6. Jalen Afamasaga 7. Keahn Skipps 8. Jake Clydsdale 9. Luke Cannon 10. Caleb Garvie 11. Jai Purser 12. Atini Tuailii 13. Taylor Withington 14. Mitchell Brophy 15. Tahrell Feaveai 16. Jayze Tuigamala 18. Braydan Darmody 19. Shalom Uatisone
Referee: Adam Sirianni; **Sideline Officials:** Balunn Simon, Billy Greatbatch

Round 12 Results

Wests Tigers (34) Tries: Cameron Kanaan 2, Solomon Saukuru, Will Craig, Harry Delaney, Archie Duncombe, Marc Tannous; Goals: Will Craig 3/4, Marc Tannous 0/2, Solomon Saukuru 0/1 **def Kaiviti Silktails (18)** Tries: Akuila Qoro 2, Asalusi Nagicu; Goals: Iowani Mainalovo 3/3 [at Churchill Park, Lautoka / Fiji](#)

Melbourne Storm (34) Tries: Hugo Peel 2, Jai Bowden, Mitchell Jennings, Jerry Musu, Eli Morris; Goals: Dylan Brettle 5/7 **def South Sydney Rabbitohs (18)** Tries: Bailey Smith, Devante Mihinui, Riley Frame; Goals: Riley Frame 3/3 [at Redfern Oval, Redfern / Gadigal](#)

Parramatta Eels (40) Tries: Josh Lynn 2, Lorenzo Talataina 2, Damascus Neemia, Tuvaka Palu, Isaac Jim; Goals: Josh Lynn 6/7 **def Manly-Warringah Sea Eagles (24)** Tries: Zachary Karam 2, Tj Herring, Riley Pennell, Aymn Hamilton; Goals: Tj Herring 1/4, Callum Dowell 1/1 [at Kellyville Park, Kellyville / Bediagal](#)

Cronulla-Sutherland Sharks (30) Tries: Felix Faatili 2, Jai Camilleri, Joe Nadenic, Oliver Lester; Goals: Logan Clinch 5/5 **def Sydney Roosters (18)** Tries: Peter Benjamin Uini, Jaxson Allen, Zack Visconti; Goals: Jaxson Allen 3/3 [at Industree Group Stadium, Gosford / Darkinjung](#)

Warriors (40) Tries: Brandon Norris 2, Caelys-Paul Putoko 2, Jacob Aulao, Alvin Chong Nee, Joseph Ratcliffe; Goals: Brandon Norris 6/7 **def Canterbury-Bankstown Bulldogs (28)** Tries: Cassius Tia 2, Joseph Teaupa, Bailey Myers, Jope Rauqe; Goals: Cassius Tia 4/5 [at Navigation Homes Stadium, Pukekohe / Aotearoa](#)

Newcastle Knights (24) Tries: Sully Hoad 2, Aidan Gow, Cullen Gray; Goals: Cullen Gray 4/5 **def Penrith Panthers (22)** Tries: Bayden Moran, Siotame Hansen, Harry Armstrong, Cooper Black; Goals: Jirah Liddiard 3/4 [at Blacktown Exercise Sports and Technology Hub, Rooty Hill / Dharug](#)

Canberra Raiders (38) Tries: Mutua Brown 2, Regan Carr 2, Jake Clydsdale, Keahn Skipps, Tim Carson; Goals: Keahn Skipps 5/7 **def St George Illawarra Dragons (28)** Tries: Lyric Craft-Te Moananui 2, Isaiah Fagailio, Tyler Peckham-Harris, Jarrah Gaia Treweek, Saifiti Junior Saifiti; Goals: Kade Reed 2/5 [at Seiffert Oval, Queanbeyan / Ngunnawal](#)

#	Team	P	W	D	L	B	+/-	Pts
1	Cronulla	11	9	0	2	0	76	18
2	Melbourne	11	8	1	2	0	158	17
3	Penrith	11	8	0	3	0	143	16
4	Parramatta	11	8	0	3	0	92	16
5	Canberra	11	8	0	3	0	74	16
6	Canterbury	11	6	0	5	0	37	12
7	Newcastle	11	4	1	6	0	-26	9
8	Wests Tigers	11	4	1	6	0	-68	9
9	Sydney	11	4	0	7	0	-56	8
10	Warriors	11	3	2	6	0	-70	8
11	St Geo Illa	11	3	1	7	0	-37	7
12	South Sydney	11	3	0	8	0	-84	6
13	Manly	11	3	0	8	0	-104	6
14	Kaiviti	11	3	0	8	0	-135	6

LCA Ron Massey Cup Round 10

St Marys v Glebe Dirty Reds

Sat May 31 2025, 4:00pm at St Marys Leagues Stadium, St Marys / Dharug
St Marys

1. Todd Sapienza 2. Christian Crichton 3. Michael Jennings 4. Ioane Seiuli 5. Mason Iaria 6. Anthony Layoun 7. Zac Greene 8. Aden Perry 9. Connor Mason 10. Leroy Magalogo 11. Steven Tavita 12. Zac Duclos 13. Jake Rafferty-Butfield 14. Fletcher Haycock 15. Samuel McGregor 16. Cayne Nicholas 20. Mccann Livingston 21. Brad Keighran
Glebe Dirty Reds
1. Harry McKeon 2. Turoa Williams 3. Dean Whare 4. Sione Manakofua 5. Adam Batty 6. Jamie Lawler 7. Joseph Whitikama Temara Taipari 8. Bruce Ward 9. Craig Garvey 10. Dylan Napa 11. Asipeli Fine 12. Declan Pettet 13. Daniel Arahua 14. Marco Moretti 15. Casey Morgan 16. Atonio Pelesasa 17. Riley Bax 18. Emery Jolliffe
Referee: Karra-Lee Nolan; Sideline Officials: Brayden Hunt, Jack Bird

Penrith Brothers v Mounties

Sat May 31 2025, 5:00pm at Parker Street Oval, Penrith / Dharug
Penrith Brothers

26. Joshua Peacock 27. Ratu Jope Rotavisoro 28. Henry Tuiafiso 29. Zachary Ryan 30. Shaun Fitzgerald 31. Filo Tuimauagula 32. Donovan Boney 33. James Mirceski 34. James Valevatu 35. Harrison Leonard 36. Benjamin Williamson 37. Logan Muir 39. Tangata Utoikamanu 40. Ryan Eisenhuth 41. Cooper Ferrari 42. Arthur Melhem 46. Faleata Iosefa 47. Joseph Romeo
Mounties
1. Aykan Bosnali 2. Tutonu Junior Wright 3. Brad Abbey 4. Jack Miller 5. Douglas Levi 6. Harrison Geraghty 7. Keahlan Bray 8. Vincent Rennie 9. Joseph Tramontana 10. Eddie Faalua 11. Kenny Soumpholphakdy 12. Matthew Lewin 13. Isaac Chapman 14. David Tui 15. Che Te Rangi 16. Samuel Kimi-Ioane 17. Jarvis Leafa 18. Filemu Logai-Lusiano 19. Siua Fotu
Referee: Martin Jones; Sideline Officials: Louis Matheson, Ben Teague

Blacktown Workers v Wentworthville Magpies

Sat May 31 2025, 6:30pm at HE Laybutt Sporting Complex, Blacktown / Dharug
Blacktown Workers

1. Jonnathan Villar 2. Philosophier Funaki 3. Jared Ross 4. Jacob Wright 5. Samuel Stratis 6. Will Golden 7. Mitchell Chester 8. Zac Toby 9. James Borges 10. Ibrahim El Labban 11. Lachlan Whitehouse 12. Deon Iro 13. Tangi Hokai 14. Taunaola Samu 15. Ibrahim El-Cheikh 16. Rhys Scigliatano 17. Bostyn Ligaliga 18. William Kei
Wentworthville Magpies
1. Austin Quast 2. Jordan Hill 3. Josh Bergamin 4. Iverson Mapu-Satiu 5. Liam Scolari 7. Kruz Niutili-Schmidt 8. Leo Nasio 9. Meni Luke 10. Reece Alderton 11. Mason McCarthy 12. Felix Niutili-Schmidt 13. Blake Cook 14. Zachary Hunter 15. Max Tupou 18. Ryan Pritchard 23. Epeli Sukanaivalu 24. Beni Valu
Referee: Micheal Ford; Sideline Officials: Patrick Mackey, Gage Miles

Hills Bulls v Ryde-Eastwood Hawks

Sun June 1 2025, 3:00pm at Crestwood Oval, Baulkham Hills / Bediagal
Hills Bulls

26. Tali Toetu'u 27. Maile Li 28. Domenic Reardon 29. Ryan Garner 30. Lewis Habkoux 31. Damien Nati 32. Christian Abal 33. Taniela Lasalo 34. Damon Smith 35. Nathan Vaeluaga 36. Mitch Gardiner 37. Braydon Sherry 38. Jason Baitieri
Ryde-Eastwood Hawks
1. Reiven Smallman 2. Anthony Raheb 3. Simon Tito 4. Steven Taupau Sako 5. Jack Kidd 6. Adam Fearnley 7. Nicholas Ferris 8. Callum Ellis 9. Bailey Hodges 10. Vaka Aho 11. Brandon Turneth 12. Lachlan Poko 13. Bayley Cox 14. Tyler Cassel 15. John Tuivaiti 16. Christian Ma'anaima 17. Tyler Cassel
Referee: Tom Stindi; Sideline Officials: Liam Nicholls, John Woods

Canterbury-Bankstown Bulldogs BYE

Round 9 Results

Wentworthville Magpies (38) Tries: Iverson Mapu-Satiu 3, Josh Bergamin, Mason Mccarthy, Liam Scolari, Jordan Hill; Goals: Josh Bergamin 5/7 def Brothers Penrith (14) Tries: Zachary Ryan 2, Joshua Peacock; Goals: Donovan Boney 1/3 at Ringrose Park, Wentworthville / Boolbainora

Glebe Dirty Reds (42) Tries: Asipeli Fine 2, Trey Peni 2, Soakimi Fakaua, Jonah Ngaronoa, Jamie Lawler, Adam Batty; Goals: Joseph Whitikama Temara Taipari 5/8 def Canterbury-Bankstown Bulldogs (18) Tries: Lleyton Borg, Maila Setu, Carson Tmalii, Sheldon Abbey; Goals: Bronson Reuben 1/2 at Wentworth Park, Glebe / Gadigal

Mounties (30) Tries: Tutonu Junior Wright 2, Eddie Faalua, Douglas Levi, Keahlan Bray; Goals: Jack Miller 5/5 def Hills District Bulls (24) Tries: Fred Pupu 2, Matt Komolafe 2, Tyrell Neiuifi; Goals: Damian Nati 2/3 at Aubrey Keech Reserve, Hinchinbrook / Dharawal

St. Mary's Saints (46) Tries: Michael Jennings 3, Ioane Seiuli 2, Anthony Layoun, Connor Mason, Cayne Nicholas; Goals: Zac Greene 5/5, Jake Rafferty-Butfield 2/3 def Blacktown Workers (8) Tries: Ruatapu Laurence Ngatikaura, Jacob Wright at St Marys Leagues Stadium, St Marys / Dharug

Ryde-Eastwood Hawks had a bye.

#	Team	P	W	D	L	B	+/-	Pts
1	St Marys	9	8	1	0	0	216	17
2	Mounties	7	6	1	0	2	92	17
3	Ryde-Eastwood	7	5	0	2	1	60	12
4	Glebe	8	5	0	3	1	54	12
5	Wentworthville	8	4	0	4	1	-2	10
6	Hills	7	2	0	5	1	-22	6
7	Brothers	8	2	0	6	1	-92	6
8	Canterbury	8	1	0	7	1	-92	4
9	Blacktown	8	1	0	7	1	-214	4

Sydney Shield Round 10

St Marys v Glebe Dirty Reds

Sat May 31 2025, 2:00pm at St Marys Leagues Stadium, St Marys / Dharug
St Marys

1. Matthew Curl 2. Sione Lino 3. Masi Paulo Fidow 4. Kaleb Farr 5. Joel Shields 6. Joel Saldaner 7. Dylan Marshall 8. Immanuel Telea 9. Billy Thompson 10. Koevy Lemusu 11. Danny Johnstone 12. Josiah Vahaakolo-Fifita 13. Joshua Coinakis 14. Cooper Egan 15. Lucas Rossi 16. Matthew Knezevic 17. Matthew Newlyn 19. Sunita Lotaoianu 20. Cowen Epere
Glebe Dirty Reds
1. Aston Pollard 2. Druzel Taula 3. Carlos Henry 4. James Khoo 5. Wayne Baxter 6. Vincent Valentinetti 7. Jordan Roumanous 8. Charles Vaka 9. Jacob Tinsley 10. Lleyton Finau 11. David Nurthen 12. Casey Morgan 13. Ratu Isireli Tuvana Vesikula 15. Angus Fahey 16. Byron Strickland 24. Brooklyn Taumata 26. Jonti Morshead-Feildel 28. Sasha Popovic
Referee: Brayden Hunt; Sideline Officials: Joel Pitscheider, Isaac El-Hassen

Penrith Brothers v Mounties

Sat May 31 2025, 3:00pm at Parker Street Oval, Penrith / Dharug
Penrith Brothers

26. Joseph Malula Buhendwa 27. Jack Kenny 28. Joseph Romeo 29. Leha Fakatava 30. Lachlan Walton 31. Michael White 32. Malakai Houia 33. Julius Asi Fonua 35. Desmyn Brown 36. Henry Finau 38. Aulalavou Tapu 39. Liam Perram 40. Jack Ewer 41. Alex Prior 42. Ryan Goodsell 43. Cameron Robertson 44. Ethan Mokoia 45. Cainan Hardiman
Mounties
1. Tyrone Tsagalias 2. Livi Saikuru 3. Daniel Mohammed 4. Isaac Williams 5. Frank Kuresa 6. Tykan Gill 7. Ailano Davis-pihema 8. Henry Francis 9. Filemu Logai-Lusiano 10. David Oxley 11. Abinadi Faalogo 12. Braden Ottman 13. Ryan Jeffery 14. Matthew Craparotta 15. Joshua Afamasaga 16. William Zammit 17. Ricardo Oloapu 18. Jaydee Davies
Referee: Louis Matheson; Sideline Officials: John Woods, Ethan Murray

Hills Bulls v Ryde-Eastwood Hawks

Sun June 1 2025, 1:00pm at Crestwood Oval, Baulkham Hills / Bediagal
Hills Bulls

26. Oskar Warner 27. Zach Pracey 28. Kenneth Koro 29. Luke Simpson 30. Benjamin Zahra 31. Edmond Matta 32. Kade Moujalli 33. Sean Walpole 34. Tom Watson 35. Cole Buck 36. Travis Milner 37. Jayden Griffin 38. Julian King 39. Lachlan Garner 40. Stan Iongi 41. Luke Sherry 42. Joshua Featherstone
Ryde-Eastwood Hawks
1. Mason Ward 3. Fangavalu Hammond 4. George Stamatatos 5. Bilal El-Youssef 6. Cooper Petterson 7. Mitchell Gray 8. Herman Tofaeono 9. Bayley Meredith 10. Caleb Pese 11. Jake Watmough 12. Tuarae Rawhiti 13. Daniel Sykes 14. Ryan Joynes 15. Cooper Talau 16. Junior Taupau
Referee: Gage Miles; Sideline Officials: Patrick Mackey, Jack Bird

Manly-Warringah Sea Eagles v Wentworthville United

Sun June 1 2025, 1:40pm at 4 Pines Park, Brookvale / Cammeraygal
Manly-Warringah Sea Eagles

1. Braith Alexander 2. Lachlan Burt 3. Thomas Thelander 6. Witika Rees-Hatu 7. Charlie Boyle 8. Nicholas Bilsborough 9. Wiremu Tibbutt 10. Kylan Mafoa 11. Khan Symonds-magee 12. Lachoneus Paki 13. Riley Watson-Miletic 14. Esera Chee Kam 15. Cameron Brown 16. Heath Turner 17. Fakavale Tonga 21. Jerome Van Der Heide
Wentworthville United
1. Liam Davidson 2. Nanumi Kelly 3. Jabriel Kalache 4. Dermot McKeever King 5. Elias Abou-Mrad 6. Darcy Brettle 7. Dylan White 8. Will Epere 9. Ayden Carling 10. Robbie Graham 11. Michael Geddes 12. Daniel Readon 13. Denzal Tonise 14. Zaid Lehn 15. Jimmy Tongamoa 16. D'Rhys Miller 17. Atoa Markis 18. Zachary Coom
Referee: Blake Williams; Sideline Officials: Harrison Baysarri, Ethan Murray

Moorebank Rams BYE

Round 9 Results

Wentworthville United (28) Tries: Denzal Tonise, Dermot McKeever-King, Ayden Carling, Darcy Brettle, Nanumi Kelly; Goals: Dylan White 4/5 def Penrith Brothers (10) Tries: Ryan Goodsell, Leha Fakatava; Goals: Leha Fakatava 1/2 at Ringrose Park, Wentworthville / Boolbainora

Glebe Dirty Reds (50) Tries: Carlos Henry 2, David Nurthen, Ratu Isireli Tuvana Vesikula, Jacob Tinsley, Angus Fahey, Druzel Taula, Brooklyn Taumata, Vincent Valentinetti; Goals: Jordan Roumanous 7/8 def Moorebank Rams (28) Tries: Tallis Brown 2, Diego Bravo-Graham, Shaiquan Terekia, Mohamed Hadi; Goals: Tallis Brown 4/5 at Wentworth Park, Glebe / Gadigal

Mounties (58) Tries: Ryan Jeffery 4, Isaac Williams 2, Ricardo Oloapu, Brayden Ottmann, Tyrone Tsagalias, Abinadi Faalogo; Goals: Tyrone Tsagalias 9/10 def Hills District Bulls (16) Tries: Mitch Gardiner, Braydon Sherry, Luke Simpson; Goals: Edmond Matta 2/3 at Aubrey Keech Reserve, Hinchinbrook / Dharawal

St. Mary's Saints (24) Tries: Joel Saldaner, Kaleb Farr, Lucas Rossi, Matthew Curl, Joel Shields; Goals: Kaleb Farr 2/5 def Manly Leagues Club (16) Tries: Lachlan Burt, Wiremu Tibbutt, Charlie Thompson; Goals: Lachlan Burt 2/3 at St Marys Leagues Stadium, St Marys / Dharug

Ryde-Eastwood Hawks had a bye.

#	Team	P	W	D	L	B	+/-	Pts
1	Wenty Utd	8	7	1	0	1	186	17
2	St Marys	9	6	0	3	0	97	12
3	Manly	7	5	0	2	1	64	12
4	Hills	7	4	1	2	1	28	11
5	Mounties	7	3	0	4	2	69	10
6	Glebe	8	4	0	4	1	-54	10
7	Ryde-Eastwood	6	3	0	3	1	-8	8
8	Brothers	8	1	0	7	1	-60	4
9	Moorebank	8	0	0	8	1	-322	2



BYE: Brisbane Tigers, Redcliffe Dolphins, Townsville Blackhawks

Hostplus Cup Round 11

Wynnum Manly Seagulls v Central Queensland Capras

Sat 31 May 2:00PM

Ron Stark Oval, Dunwich / Quandamooka

Referee: Josh Eaton; Sideline Officials: Dylan Lawrence, Nathan Cornick



Age	P	T	G	FG	Pts	Wynnum	Central	Age	P	T	G	FG	Pts
-	1	-	-	-	-	Will PARSLow	1	28	-	-	-	-	-
-	8	6	-	-	24	Ronald PHILITOGA	2	22	6	3	-	-	12
-	2	-	-	-	-	Tieran ROSS	3	-	7	8	-	-	32
29	7	2	-	-	8	Kalolo SAITAU	22	30	8	2	-	-	8
26	7	3	-	-	12	Sione HOPOATE	5	25	2	1	-	-	4
23	8	7	-	-	28	Ben FARR	6	-	5	3	1	-	14
-	3	1	1	-	6	Joshua BERRYMAN	7	-	3	-	-	-	-
-	8	-	-	-	-	Joshua CORIC	8	26	8	1	-	-	4
-	6	1	-	-	4	Chaz JARVIS	9	-	5	1	-	-	4
30	8	1	-	-	4	Jordan GRANT	10	-	4	-	-	-	-
28	6	1	-	-	4	Brendan FREI	11	26	6	-	-	-	-
25	8	2	4	-	16	Luke GALE	12	24	8	1	-	-	4
-	8	1	-	-	4	James UESELE	13	-	8	-	-	-	-
-	8	3	-	-	12	Cameron BUKOWSKI	14	29	1	-	-	-	-
28	6	3	-	-	12	Jamie HILL	15	-	-	-	-	-	-
-	8	-	-	-	-	Toni TUPOUNIUA	16	-	7	2	-	-	8
-	2	-	-	-	-	Richard HOLANI	17	-	6	1	-	-	4
-	1	-	-	-	-	Nathan WARD	18	-	3	-	-	-	-
-	1	-	-	-	-	Cooper ROBERTS	4	-	7	3	-	-	12
23	-	-	-	-	-	Ugo TISON	19	-	-	-	-	-	-
-	6	-	1	-	2	Jude SALDANHA	20	-	5	1	2	-	8
-	-	-	-	-	-	Liam SUTTON	21	-	-	-	-	-	-
-	-	-	-	-	-	Ethan MALT	23	25	6	3	19	-	50
26	3	-	-	-	-	Jaiyden HUNT	24	30	-	-	-	-	-
43	52	-	-	-	-	Mathew HEAD		48	92	-	-	-	-

Head to head record

	TOTAL	WYNNUM-MANLY	CENTRAL QLD	DRAWN
ALL MATCHES	26	19	6	1
RON STARK	2	1	1	0

Last two meetings

YEAR	ROUND	RESULT	VENUE
2024	Round 14	DRAWN 28-28	Kougari Oval
2024	Round 20	CENTRAL QLD 48-12	Rugby Park

Burleigh Bears v Souths Logan Magpies

Sat 31 May 3:00PM

UAA Park, Miami / Yugambah

Referee: Cody Kwik; Sideline Officials: Jack Klein, Rochelle Tamarua



Age	P	T	G	FG	Pts	Burleigh	Souths Logan	Age	P	T	G	FG	Pts
-	6	2	-	-	8	Creedence TOIA	1	-	8	5	28	-	76
-	7	4	-	-	16	Troy LEO	2	-	8	8	-	-	32
-	6	2	-	-	8	Adam CHRISTENSEN	3	-	9	1	-	-	4
25	8	2	-	-	8	Kea PERE	4	35	2	-	-	-	-
25	4	2	-	-	8	Lorenzo MULTALO	5	-	9	10	-	-	40
28	6	4	20	-	56	Josh ROGERS	6	30	8	1	-	-	4
30	7	-	1	-	2	Guy HAMILTON	7	19	9	4	9	-	34
-	7	1	-	-	4	Matthew KOELLNER	8	-	6	1	-	-	4
26	8	-	-	-	-	Paul ROACHE	9	23	9	5	1	-	22
29	7	1	-	-	4	Kurt DE LUIS	10	29	9	1	-	-	4
-	7	1	-	-	4	Jacob McCUDDEN	11	-	4	2	-	-	8
25	4	-	-	-	-	Ewan MOORE	12	26	4	-	-	-	-
32	8	1	-	-	4	Sam COSTER	13	26	8	3	-	-	12
-	8	3	-	-	12	Cole GEYER	14	26	-	-	-	-	-
-	6	4	-	-	16	Lachlan WEST	15	-	5	-	-	-	-
-	2	-	-	-	-	Takitau MAPAPALANGI	16	27	-	-	-	-	-
25	7	2	-	-	8	Lochlyn SHELTON	17	-	-	-	-	-	-
26	-	-	-	-	-	Ryan JONES	18	-	1	-	-	-	-
34	4	1	-	-	4	Sami SAULUMA	19	-	-	-	-	-	-
25	3	-	6	-	12	Tom STEADMAN	20	25	6	2	-	-	8
23	7	6	-	-	24	Josiah KARAPANI	21	21	7	3	-	-	12
25	2	-	-	-	-	Fletcher BAKER	22	21	9	5	-	-	20
27	2	-	-	-	-	Bailey BUTLER	23	-	-	-	-	-	-
43	52	-	-	-	-	Luke BURT		38	51	-	-	-	-

Head to head record

	TOTAL	BURLEIGH	SOUTHS LOGAN	DRAWN
ALL MATCHES	49	30	16	3
UAA PARK	24	16	7	1

Last two meetings

YEAR	ROUND	RESULT	VENUE
2024	Round 6	BURLEIGH 34-16	UAA Park
2024	Round 19	SOUTHS LOGAN 32-18	Tambourine

Norths Devils v Tweed Seagulls

Sat 31 May 3:00PM

Bishop Park, Nundah / Turrbal

Referee: Chris Sutton; Sideline Officials: Izzy Davidson, Cameron Wegner



Age	P	T	G	FG	Pts	Norths	Tweed	Age	P	T	G	FG	Pts
27	9	3	-	-	12	Matthew MILSON	1	31	9	1	24	-	52
29	1	-	-	-	-	Tony TUMUSA	2	-	9	4	5	-	26
32	9	5	-	-	20	Jacob GAGAN	3	26	3	-	-	-	-
24	7	6	-	-	24	Blake PASKINS	4	-	7	3	-	-	12
-	9	7	-	-	28	Manase KAHO	5	-	9	8	-	-	32
24	9	2	25	-	58	Jordan LIPP	6	-	7	2	-	-	8
26	6	-	-	-	-	Sean O'SULLIVAN	7	22	5	-	2	-	4
26	7	-	-	-	-	Peter HOLA	8	23	7	-	-	-	-
31	6	2	-	-	8	Kierran MOSELEY	9	-	9	-	-	-	-
26	3	-	-	-	-	Wyatt REYNOLDS	10	29	9	1	-	-	4
-	6	-	-	-	-	Lachlan LEWIS	11	-	-	-	-	-	-
-	9	5	-	-	20	James FLACK	12	-	5	-	-	-	-
27	9	3	-	-	12	Sam ELLIOTT	13	25	7	1	-	-	4
-	9	1	-	-	4	Lauloto SALEI	14	26	8	1	-	-	4
-	2	-	-	-	-	Zac BROOKS	15	29	3	-	-	-	-
25	4	1	5	-	14	Ben STEVANOVIĆ	16	-	-	-	-	-	-
-	2	-	-	-	-	Brody TAMARUA	17	-	7	-	-	-	-
-	4	-	-	-	-	Justin MAKIRERE	18	26	5	2	-	-	8
29	-	-	-	-	-	Ben NAKUBUWAI	19	29	8	1	-	-	4
-	-	-	-	-	-	Thomas MCKENZIE	20	-	7	-	-	-	-
-	3	-	-	-	-	Zakaria MCGUIRE	21	-	1	-	-	-	-
-	1	1	-	-	4	Kane RUSHTON	22	31	-	-	-	-	-
27	-	-	-	-	-	Andre NIKO	23	-	-	-	-	-	-
25	-	-	-	-	-	Christian GALE	24	-	-	-	-	-	-
44	56	-	-	-	-	Rohan SMITH		52	50	-	-	-	-

Head to head record

	TOTAL	NORTHS	TWEED	DRAWN
ALL MATCHES	38	19	17	2
BISHOP PARK	19	12	6	1

Last two meetings

YEAR	ROUND	RESULT	VENUE
2024	Round 14	NORTHS 42-10	Bishop Park
2024	Round 20	TWEED 26-22	Piggabeen

Sunshine Coast Falcons v Mackay Cutters

Sat 31 May 5:00PM

Sunshine Coast Stadium, Bokarina / Kabi Kabi

Referee: Ben Watts; Sideline Officials: Jordan Morel, Harrison Lea



Age	P	T	G	FG	Pts	Sunshine Coast	Mackay	Age	P	T	G	FG	Pts
-	6	2	-	-	8	Taine COUPER	1	-	9	6	-	-	24
-	7	3	-	-	12	Zion JOHNSON	2	26	6	2	-	-	8
-	8	2	-	-	8	Harrison McINDOE	3	22	9	6	-	-	24
-	3	1	-	-	4	Mason PEUT	4	-	2	-	-	-	-
-	6	2	-	-	8	Flynn CAMILLERI	5	-	4	2	-	-	8
-	-	-	-	-	-	Corey HERDEGEN	6	-	4	-	-	-	-
23	8	3	26	-	64	Cody HUNTER	7	23	9	2	7	-	22
31	3	-	-	-	-	Patrice SIOLO	18	-	5	-	-	-	-
-	8	-	-	-	-	Danny HEENAN	9	-	9	2	-	-	8
-	8	2	-	-	8	Cooper PAGE-WILSON	10	26	8	-	-	-	-
-	1	2	-	-	8	Joseph VITE	11	-	1	-	-	-	-
-	8	2	-	-	8	Thallon PETERS	12	28	9	-	-	-	-
28	8	-	-	-	-	Sam BURNS	13	-	8	-	-	-	-
-	8	-	-	-	-	Mitch HENDERSON	14	-	7	-	-	-	-
-	8	1	-	-	4	Neilhana OLDHAM	15	-	8	1	-	-	4
24	7	-	-	-	-	Kaleb SUTTON	16	24	6	2	-	-	8
-	2	-	-	-	-	Takai MOKOHAR	17	-	3	1	-	-	4
-	3	1	-	-	4	Fletcher SPICER	19	-	-	-	-	-	-
-	-	-	-	-	-	Kaden WILLIAMS	20	-	-	-	-	-	-
-	1	-	-	-	-	Jeremiah SCHUSTER	21	32	4	1	-	-	4
-	-	-	-	-	-	Jett ELICH	22	-	-	-	-	-	-
-	1	-	-	-	-	Drew TIMMS	23	-	-	-	-	-	-
-	2	-	-	-	-	Harry DWYER	24	-	-	-	-	-	-
26	5	-	-	-	-	Lazarus VAALEPU	25	-	-	-	-	-	-
-	74	-	-	-	-	Brad HENDERSON		40	13	-	-	-	-

Head to head record

	TOTAL	SUNSHINE COAST	MACKAY	DRAWN
ALL MATCHES	28	11	17	0
SUNSHINE COAST	12	5	7	0

Last two meetings

YEAR	ROUND	RESULT	VENUE
2024	Round 2	MACKAY 30-10	Sunshine Coast
2024	Round 18	SUNSHINE COAST 38-20	BB Print Stadium

Ipswich Jets v Western Clydesdales

Sun 1 Jun 2:10PM

North Ipswich Reserve, North Ipswich / Yuggera

Referee: Adam Rossiter; Sideline Officials: Nick Pelgrave, Tori Wilkie



Age	P	T	G	FG	Pts	Ipswich	Western	Age	P	T	G	FG	Pts	
-	6	1	-	-	4	Declan HAYDON	1	1	Kaden BUHSE	-	9	4	-	16
32	6	7	-	-	28	Jonathon REUBEN	2	2	Corey FENNING	-	9	4	18	52
27	4	-	-	-	-	Mathew LYONS	3	3	Joseph LITIDAMU	-	9	7	-	28
-	4	3	-	-	12	Luke MADDAFORD	4	4	Stanford TALITA	-	8	1	-	4
30	9	3	-	-	12	Ken MAUMALO	5	5	Fua SCHWALGER	-	3	1	-	4
27	9	2	1	-	10	Julian CHRISTIAN	6	6	Joel HUGHES	-	8	-	-	-
23	6	-	20	2	42	Dion TEAUPA	7	7	Luke JURD	-	2	-	-	-
23	5	-	-	-	-	Iszac FA'ASUAMALEAUI	8	8	Todd WHITE	27	9	-	-	-
25	9	6	-	-	24	Oliver PASCOE	9	9	Kai DUGGAN	-	9	2	-	8
27	9	1	-	-	4	Blake LENEHAN	10	10	Lachlan MEARS-CRABBE	-	9	-	-	-
-	-	-	-	-	-	TBC	11	11	Heath GIBBS	-	9	4	-	16
26	8	2	-	-	8	Joshua PATSTON	12	12	Logona VETEMOTU	-	6	-	-	-
31	7	1	-	-	4	Brett GREINKE	13	13	Luke ROULAND	-	6	3	-	12
24	9	-	-	-	-	Brandon CLARKE	14	14	Hayden ENSBEY	-	3	-	-	-
-	9	2	-	-	8	Ryan FORAN	15	15	TBC	-	-	-	-	-
-	9	-	-	-	-	Nicholas HALALILLO	16	16	Joshua KEOLLER	-	5	1	-	4
24	3	-	-	-	-	Ben LIYOU	17	17	Carl CLEMENT	-	3	-	-	-
33	6	-	-	-	-	Paterika VAIVAI	18	18	Ryder HUTH	-	7	-	-	-
26	5	3	-	-	12	Allan FITZGIBBON	19	19	Lopini KIOA	-	9	-	-	-
22	1	1	-	-	4	Corey ROSS	20	20	Marcus SPENCE	-	-	-	-	-
26	8	2	-	-	8	Rashaun DENNY	21	21	Patrick O'CALLAGHAN	-	6	-	-	-
-	-	-	-	-	-	Samuel INOKE	22	22	Emry PERE	26	6	-	-	-
24	1	-	-	-	-	Jack SMITH	23	23	Una UASI	-	-	-	-	-
-	19	-	-	-	-	Tye INGBRIGTSEN			Jason ALCHIN	58	49	-	-	-

Head to head record

	TOTAL	IPSWICH	WESTERN	DRAWN
ALL MATCHES	4	2	2	0
NTH IPSWIC	2	1	1	0

Last two meetings

YEAR	ROUND	RESULT	VENUE
2024	Round 2	IPSWICH 36-16	Clive Berghofer
2024	Round 18	IPSWICH 48-12	Nth Ipswich Res.

PNG Hunters v Northern Pride

Sun 1 Jun 3:00PM

Santos National Football Stadium, Port Moresby / PNG

Referee: Tyson Brough; Sideline Officials: Dylan Cassidy, Marcus Fitzgerald



Age	P	T	G	FG	Pts	PNG		Northern		Age	P	T	G	FG	Pts
-	9	10	-	-	40	Sanny WABO	1	1	Jarrett SUBLOO	24	8	2	-	-	8
28	9	8	-	-	32	Brandon NIMA	2	2	Isaac LUMELUME	27	6	2	-	-	8
-	9	5	-	-	20	Alex MAX	3	3	Braithan KETCHELL	-	4	-	-	-	-
-	3	1	-	-	4	Clent LAMA	4	4	Esom IOKA	-	8	2	-	-	8
26	9	6	-	-	24	Solo WANE	5	5	Shamish O'QUINN ORANG-HARLA	-	2	2	-	-	8
-	9	3	-	-	12	Gairo VORO	6	6	Thomas DUFFY	21	7	3	17	-	46
29	9	1	16	-	36	Jamie MAVOKO	7	7	Seamus KING-SMITH	-	5	1	-	-	4
26	9	-	-	-	-	Jordan PAT	8	8	Nick LUI-TOSO	29	9	-	-	-	-
-	7	-	9	-	18	Trevor SOLU	9	9	Nicholas LENAZ	-	8	-	-	-	-
27	2	-	-	-	-	Epel KAPINIAS	10	10	Marly BITUNGANE	-	9	3	-	-	12
-	9	1	-	-	4	Murray CONNORS	11	11	Dane AUKAFOLAU	-	9	3	-	-	12
-	9	2	-	-	8	Robert MATHIAS	12	12	Jamal SHIBASAKI	19	8	3	-	-	12
30	9	-	-	-	-	Ila ALU	13	13	Campbell DUFFY	26	9	-	-	-	-
-	6	1	-	-	4	Finley GLARE	14	14	Adrian TREVILYAN	23	8	-	-	-	-
-	6	-	-	-	-	Manisa KAI	15	15	Mason KIRA	-	9	-	-	-	-
-	4	-	-	-	-	Seal KALO	16	16	Kenneth FONOTI	24	9	1	-	-	4
-	1	-	-	-	-	Manuel ANIS	17	17	Samuel CRAMP	-	1	-	-	-	-
-	4	-	-	-	-	Steven BRUNO	18	18	Taniela TAUF'OU	-	3	-	-	-	-

Head to head record

	TOTAL	PNG	NORTHERN	DRAWN
ALL MATCHES	16	7	9	0
SANTOS	6	4	2	0

Last two meetings

YEAR	ROUND	RESULT	VENUE
2023	Round 11	NORTHERN 22-16	Santos
2024	Round 9	PNG 30-12	Santos

Hostplus Cup Round 10 Results

Townsville Blackhawks 36 (E. Hampson 3, J. Hodges 2, K. Jackson, K. Lahrs tries; M. Wright 3, K. Faifai Loa goals) **defeated PNG Hunters 26** (G. Voro 2, F. Glare, A. Max, B. Nima tries; J. Mavoko 2, T. Solu goals) at Jack Manski Oval. Date: Fri, 23rd May. Kickoff: 6:30 PM. Halftime: Townsville 24-10. Penalties: Townsville 5-3. Referee: Tyson Brough.
Townsville: Baker, Dotoi, Nisbet, Jackson, Faifai Loa; Campagnolo (C), Wright; Lahrs, Hodges, Gunn-James, Hampson, Storey, Latu. Int: Tamou, Thorburn, Owen, Sharp. **PNG:** Wabo, Nima, Max, Roltinga, Wane, Voro, Mavoko; Pat, Solu, Kapinias, Connors, Mathias, Alu (C). Int: Glare, Kai, Kalo, Kip.

Brisbane Tigers 38 (K. Bradley 2, J. Smith 2, S. Ahomana, S. Namo, T. Thompson tries; K. Russell-Smith 4, J. Stimson goals) **defeated Tweed Seagulls 24** (J. Alick, M. Donovan, K. Hayman, L. Liolevave tries; K. Hayman 4 goals) at Piggabeen Sports Complex. Date: Sat, 24th May. Kickoff: 3:00 PM. Halftime: Brisbane 20-6. Penalties: 7-all. Referee: Ben Watts.
Tweed: McGrady (C), Hayman, Donovan, Turner, Kirk; Rau-Turner, Weaver; Collins, Cook, Simpkins, Alick, Sands, Mullany. Int: Ngatuiere-Wroe, Robson, Vuna, Liolevave. **Brisbane:** Thompson, Baker-Tiraha, Smith, Ahomana, Bradley; Jacks (C), Wood; Wallis, Chang, Stimson, Rafter, Nauma, Spencer. Int: Russell-Smith, Natapu, Namo, Daunt.

Norths Devils 24 (S. Elliott 2, M. Milson, L. Nonu tries; J. Lipp 4 goals) **defeated Mackay Cutters 22** (B. Baira, M. Fogarty, J. Matautia, J. Paulo tries; R. Rivett 3 goals) at BB Print Stadium. Date: Sat, 24th May. Kickoff: 4:00 PM. Halftime: Norths 16-10. Penalties: Mackay 7-6. Referee: Cody Kwik.
Mackay: Burns, Paulo, Baira, Takitaki, Ngutiki; Bignell, Rivett; Russell, Kerrisk, Watts, McNulty, Roycroft, Kalepo. Int: Guyan, Fogarty, Kapeli, Matautia. **Norths:** Milson, Nonu, Gagan (C), Paskins, Kaho; Lipp, O'Sullivan; Hola, Salei, Bromwich, Lewis, Flack, Elliott. Int: Mosseley, Brooks, Reynolds, Tamarua.

Northern Pride 32 (T. Duffy, K. Fonoti, S. King-Smith, I. Lumelume, J. Shibasaki tries; T. Duffy 6 goals) **defeated Central Queensland Capras 14** (T. Farr, J. Fineanganofa, N. Putt tries; J. Fineanganofa goals) at Rugby Park (Rockhampton). Date: Sat, 24th May. Kickoff: 5:00 PM. Halftime: Northern 20-6. Penalties: Central QLD 5-4. Referee: Jordan Morel.
Central: Jenkins, Farr, Naufahu, Putt, Farr; Fineanganofa, Ryan; Szepanowski (C), Hansen, Richard, Kiriona, Condon, Symonds. Int: Teroi, John, Rasmussen, Waiembi. **Northern:** Subloo, Lumelume, Ketchell, Ioka, O'Quinn Orangi-Harla; Duffy, King-Smith; Lui-Toso (C), Lenaz, Bitungane, Aukafolau, Shibasaki, Duffy. Int: Kira, Trevilyan, Fonoti, Boyling.

Ipswich Jets 22 (L. Maddaford 2, K. Maumalo, O. Pascoe tries; D. Teaupu 3 goals) **defeated Redcliffe Dolphins 20** (N. McGavin, Z. Miles, T. Opacic, W. Partridge tries; J. James 2 goals) at Kayo Stadium. Date: Sat, 24th May. Kickoff: 5:00 PM. Halftime: Redcliffe 10-6. Penalties: Ipswich 12-7. Referee: Nick Pelgrave.
Redcliffe: Miles, Tupou, Partridge, Quai-Ward, McGavin; Lui, James; Lolesio, Woolf, Allen, Tawha, Opacic, Bailey (C). Int: Schneider, McGrath, Mafi, Pitama. **Ipswich:** Haydon, Reuben, Lyons, Maddaford, Maumalo; Christian, Teaupu; Fa'asuamaleaui, Pascoe, Lenehan (C), Hau, Patston, Greinke. Int: Clarke, Foran, Halalilo, Liyou.

Souths Logan Magpies 52 (I. Leota 2, L. Siegwalt 2, F. Aubrey, C. Black, C. Eggerling, A. Milford, B. Mozer tries; L. Siegwalt 7, C. Eggerling goals) **defeated Western Clydesdales 32** (C. Fenning, H. Gibbs, J. Keoller, J. Litidamu, F. Schwalger, S. Talita tries; C. Fenning 4 goals) at Toowoomba Sports Ground. Date: Sun, 25th May. Kickoff: 2:10 PM. Halftime: Western 22-18. Penalties: Souths Logan 7-5. Referee: Matt Gannon.
Western: Buhse, Fenning, Litidamu, Talita, Schwalger; Hughes, Keoller; Clement, Duggan, Mears-Crabbe, Gibbs, Rouland, White. Int: Ensbey, Mitchell, Kioa, Huth. **Souths Logan:** Siegwalt, Aubrey, Tempest, Johnson, Leota; Milford, Black; Semu, Mozer, Te Kura, Coburn, Tararo, Ferguson (C). Int: Eggerling, McDonald, Petterson-Robati, Banditt.

Burleigh Bears, Sunshine Coast Falcons and Wynnum Manly Seagulls had a bye this round.

#	Team	P	W	D	L	B	+/-	Pts
1	Norths	9	8	0	1	1	114	18
2	Townsville	9	8	0	1	1	56	18
3	Burleigh	8	6	0	2	1	30	14
4	Wynnum	8	5	0	3	2	24	14
5	Ipswich	9	6	0	3	1	5	14
6	PNG	9	5	0	4	1	32	12
7	Souths Logan	9	4	0	5	1	50	10
8	Redcliffe	9	4	0	5	1	6	10
9	Sunshine Coast	8	3	0	5	2	-26	10
10	Brisbane	10	4	1	5	0	-28	9
11	Tweed	9	3	0	6	1	-2	8
12	Mackay	9	3	0	6	1	-43	8
13	Central	8	2	1	5	1	-34	7
14	Northern	9	2	0	7	1	-2	6
15	Western	9	2	0	7	1	-182	6

Most goals

#	Player	Team	P	G/A	%
=1	Jock Madden	Wynnum	7	30 / 33	91%
=1	Joshua James	Redcliffe	9	30 / 39	77%
3	Latrell Siegwalt	Souths Logan	8	28 / 39	72%

Most tries

#	Player	Team	P	T
=1	Sanny Wabo	PNG	9	10
=1	Israel Leota	Souths Logan	9	10
=1	Dudley Dotoi	Townsville	9	10

Most points

#	Player	Team	P	T	G	FG	Pts
1	Latrell Siegwalt	Souths Logan	8	5	28	-	76
2	Joshua James	Redcliffe	9	3	30	-	72
3	Jock Madden	Wynnum	7	2	30	-	68

Hull FC 26 Leigh 12

Hull FC cage Leopards



Hull FC were 26-12 winners against Leigh Leopards down at Leigh Sports Village on Thursday night.

The visitors bounced back from last week's defeat to continue their charge towards the Super League top four.

It was a superb solo effort from Cade Cust that got Hull FC on the board. He stepped past several defenders and scored against his old side.

Next, Hull FC went for the power route. Will Pryce cut open the defence then next tackle Herman Ese'ese charged over for 12-0.

Once again, Pryce was central to the Hull FC attack. He sliced through again then fed Lewis Martin for the try after an earlier penalty goal from Aiden Sezer.

Hull FC put an exclamation mark on a first half rampage with another try. Sezer went through then laid on the score for Sam Eseh under the sticks for 26-0.

Leigh gave their home fans something to cheer on the hour mark. Some good footwork from Edwin Ipape saw him get on the scoresheet.

Owen Trout further cut into the Hull FC lead after he crossed for Leigh Leopards but they were unable to whittle away any further.

It was a game where all 38 points were scored at one end which gave those at the southern end a sore neck watching the screen.

Leigh	12	-	26	Hull FC
Edwin IPAPE		T		Cade CUST
Owen TROUT				Herman ESE'ESE
				Sam ESEH
				Lewis MARTIN
Ben McNAMARA	2/2	G	5/6	Aidan SEZER
TEAMSHEETS				
Bailey HODGSON	24	FB	6	Will PRYCE
Darnell McINTOSH	2	W	22	Lewis MARTIN
Tesi NIU	3	C	20	Davy LITTEN
Umyla HANLEY	4	C	5	Tom BRISCOE
Keanan BRAND	18	W	2	Harvey BARRON
Ben McNAMARA	22	FE	14	Cade CUST
Lachlan LAM	7	HB	7	Aidan SEZER (c)
Joe OFAHENGAUE	32	FR	8	Herman ESE'ESE
Edwin IPAPE	9	HK	9	Amir BOUROUH
Robbie MULHERN	10	FR	40	Liam KNIGHT
Owen TROUT	8	2R	3	Zak HARDAKER
Ethan O'NEILL	20	2R	4	Ed CHAMBERLAIN
Isaac LIU	13	L	13	John ASIATA
Jack HUGHES	12	B	17	Jack ASHWORTH
Alec TUITAVAKE	15	B	25	Denive BALMFORTH
Matt DAVIES	16	B	27	Matty LAIDLAW
Josh CHARNLEY	5	B	39	Sam ESEH
Adrian LAM		HC		John CARTWRIGHT

Date: Thu, 22nd May. Kickoff: 8:00 PM. Halftime: Hull FC 26-0.
Penalties: Leigh 9-8. Referee: Tom Grant. Crowd: 8,046.

St Helens 46 Huddersfield 4

Saints march past Giants



St Helens won 46-4 against Huddersfield Giants down at the John Smith's Stadium on Friday night.

The Saints have posted back-to-back wins scoring 40 points which has helped them into fourth spot on the ladder.

Quick hands from the Saints got them underway which ended with Tristan Sailor diving over in the right corner.

He repeated the trick again five minutes later. Saints had a scrum move which saw him on the wing and bag an early double.

Their next score came from the boot. Jonny Lomax punched a kick through and Curtis Sironen was collected on his chase which saw Taane Milne binned.

It felt like déjà vu when Lomax and Sironen combined again in the next set for the latter to touch down for 16-0.

Saints were in full flow and stretched the field. Another kick went through and Jack Welsby pounced on it.

It didn't go all the Saints way in the first half. Alex Warmsley was binned for repeated infringements.

Giants tried to keep the ball alive but their kick rolled dead. Sailor retrieved the ball then found Welsby who strolled away for his second.

The hosts did get on the board near the hour mark. It was a sweeping backline move and Jake Bibby went over in his 50th appearance for the club.

Otherwise, it was all St Helens. Welsby completed his hat-trick while Sironen touched for a second and Lewis Murphy got on the scoresheet for 46-6.

Huddersfield	4	-	46	St Helens
Jake BIBBY		T	3	Jack WELSBY
			2	Tristan SAILOR
			2	Curtis SIRONEN
				Lewis MURPHY
Tui LOLOHEA	0/1	G	7/8	George WHITBY
Taane MILNE		BIN		Alex WALMSLEY
TEAMSHEETS				
Tui LOLOHEA	6	FB	1	Jack WELSBY
Adam SWIFT	2	W	6	Tristan SAILOR
Sam HALSALL	5	C	36	Deon CROSS
Taane MILNE	23	C	4	Mark PERCIVAL
Jacob GAGAI	1	W	20	Lewis MURPHY
Kieran RUSH	27	FE	27	George WHITBY
Adam CLUNE	7	HB	7	Jonny LOMAX (c)
George KING	16	FR	8	Alex WALMSLEY
Zac WOOLFORD	9	HK	9	Daryl CLARK
Joe GREENWOOD	17	FR	19	George DELANEY
Harry RUSHTON	13	2R	11	Curtis SIRONEN
Jake BIBBY	3	2R	13	Morgan KNOWLES
Leroy CUDJOE (c)	21	L	10	Matty LEES
Oliver WILSON	8	B	14	Moses MBEYE
Sam HEWITT	12	B	17	Agnatius PAASI
Thomas BURGESS	10	B	21	Noah STEPHENS
Ashton GOLDING	14	B	30	Owen DAGNALL
Luke ROBINSON		HC		Paul WELLENS

Date: Fri, 23rd May. Kickoff: 8:00 PM. Halftime: St Helens 22-0.
Penalties: 3-all. Referee: Chris Kendall. Crowd: 4,029.

Hull KR 31 Warrington 12

Robins fly high against Wolves

League leaders Hull KR triumphed 31-12 against Warrington Wolves at Halliwell Jones Stadium on Friday night.

The Robins have taken a four-point lead temporarily at the top of the Super League ladder in their chase for the shield.

It was the visitors who struck first in the contest. Mikey Lewis gave a short pass to Jack Broadbent who strolled over for 4-0.

Warrington responded with a wonderful short jab of their own. It put Dan Russell into space and the forward gave the Wolves the lead.

Hull KR were quickest to the bouncing ball to snatch back the lead. Tyrone May unfurled the pass for Tom Davies.

Lewis was the architect for the first four-pointer but bumped past several defenders to score himself for 14-6 at the break.

The Robins were flying high in the second half. Some sublime passing gave Joe Burgess the space and the winger produced an acrobatic finish.

They showed their wares from anywhere on the field for the next one. Peta Hiku started the break then May finished it off.

Wolves did reduce the deficit to 12 on the hour mark. Matt Duffy punched through a kick for Josh Thewlis to gather.

Davies put the icing on the cake for the Robins. He dived over for his second from a backline movement.

Lewis had the final say though, he drilled a late field goal to make it 31-12 right on the full-time hooter.

Warrington	12	-	31	Hull KR
Daniel RUSSELL		T	2	Tom DAVIES
Josh THEWLIS				Jack BROADBENT
				Joe BURGESS
				Mikey LEWIS
				Tyrone MAY
Josh THEWLIS	2/2	G	3/6	Arthur MOURGUE
		FG		Mikey LEWIS
TEAMSHEETS				
Matt DUFTY	1	FB	35	Arthur MOURGUE
Josh THEWLIS	2	W	2	Tom DAVIES
Connor WRENCH	20	C	3	Peta HIKU
Rodrick TAI	4	C	18	Jack BROADBENT
Arron LINDOP	33	W	5	Joe BURGESS
Stefan RATCHFORD (c)	19	FE	6	Mikey LEWIS
Oliver LEYLAND	18	HB	7	Tyrone MAY
Joe PHILBIN	15	FR	8	Sauaso SUE
Jordan CROWTHER	17	HK	9	Jez LITTEN
Luke YATES	13	FR	11	Dean HADLEY
Adam HOLROYD	21	2R	16	Jai WHITBREAD
Daniel RUSSELL	26	2R	12	James BATCHELOR
Ben CURRIE	11	L	13	Elliot MINCHELLA (c)
James HARRISON	8	B	15	Sam LUCKLEY
Max WOOD	24	B	19	Daniel RICHARDSON
Ben HARTILL	34	B	20	Kelepi TANGINOA
Tom WHITEHEAD	22	B	21	Jack BROWN
Sam BURGESS		HC		Willie PETERS

Date: Fri, 23rd May. Kickoff: 8:00 PM. Halftime: Hull KR 14-6.
Penalties: Warrington 6-4. Referee: Aaron Moore. Crowd: 9,972.

Leeds 29 Castleford 6

Rhinos ease past Tigers

Leeds Rhinos won 29-6 against Castleford Tigers in their game at The Jungle on Saturday afternoon.

The result has moved the Rhinos into third spot on the Super League ladder bouncing back from their loss last week.

There was an early flashpoint which saw Castleford reduced to twelve. Liam Horne tripped Kyle Connor after he caught the ball in goal and was binned.

Rhinos were kept off the scoresheet during that period but Connor did provide the first four-pointer.

He provided a subtle pass for a rampaging Sam Lisone who steamed to the line to give the visitors the lead.

Conner extended the Rhinos lead to seven just before half-time. He drilled a field goal for a 7-0 lead at the break.

The Tigers started the second half with a bang. Alex Mellor bumped off a defender to open them up then fed Louis Senior for a try.

Leeds went further ahead from the boot. Brodie Croft punched a kick low that Senior fumbled and Harry Newman scooped up the easy score.

They continued to profit from the boot. Croft used the grubber again and it bounced perfectly for Ryan Hall to touch down.

Next, Connor went to the boot to make it 23-6. It fell to a Rhinos hand then swept out for Newman to complete his double.

Lisone rounded the game off also grabbing a double. The kick was batted back from Lachlan Miller into the forwards hands.

Castleford	6	-	29	Leeds
Louis SENIOR		T	2	Sam LISONE
			2	Harry NEWMAN
				Ryan HALL
Rowan MILNES	1/1	G	4/5	Jake CONNOR
		FG		Jake CONNOR
Liam HORNE		BIN		
TEAMSHEETS				
Tex HOY	1	FB	1	Lachlan MILLER
Josh SIMM	24	W	5	Ryan HALL
Zac CINI	3	C	3	Harry NEWMAN
Louis SENIOR	22	C	4	Ash HANDLEY (c)
Innes SENIOR	5	W	23	Riley LUMB
Daejarn ASI	6	FE	6	Brodie CROFT
Rowan MILNES	7	HB	18	Jake CONNOR
Tom AMONE	41	FR	17	Cooper JENKINS
Liam HORNE	9	HK	14	Jarrold O'CONNOR
George LAWLER	10	FR	8	Mikolaj OLEDZKI
Joe WESTERMAN	13	2R	12	James McDONNELL
Alex MELLOR (c)	12	2R	16	Morgan GANNON
Brad SINGLETON	38	L	28	Kallum WATKINS
Sam HALL	19	B	10	Keenan PALASIA
Muizz MUSTAPHA	20	B	13	Cameron SMITH (c)
Daniel OKORO	35	B	15	Sam LISONE
Chris ATKIN	42	B	19	Tom HOLROYD
Danny MCGUIRE		HC		Brad ARTHUR

Date: Sat, 24th May. Kickoff: 2:30 PM. Halftime: Leeds 7-0.
Penalties: Leeds 6-4. Referee: Liam Rush. Crowd: 8,069.

Wigan 48 Catalans 0

Warriors blank Dragons



Wigan Warriors thumped Catalans Dragons 48-0 in their game at Stade Gilbert Brutus on Saturday afternoon.

The Warriors maintain their fine form with their seventh straight win and remain on the heels of leaders Hull KR.

They got off the mark from a scrum play. They fed it wide and Jai Field burnt the defense to stroll to the line.

Wigan attacked again from their own end. They went through the hands again before Liam Marshall sent Sam Walters over.

Next, they attacked with their defense. A looping pass was snatched up by Marshall and he stretched out to touch down for 20-0 at the break.

Wigan kept their foot on the throat in the second half. They kept the ball alive as Jake Wardle sliced through then popped it up for Kruise Leeming to score.

It was one-way traffic as the reigning champions were in full flow. A nice short pass saw Junior Nsemba slam it down.

Marshall was the only Warrior to bag a double. He was on the end of a superb cut-out pass to walk over for 36-0.

Usually it isn't a Wigan Warriors game until Bevan French scores. He finished off another long break to get on the scoreboard.

Harry Smith put the exclamation mark on the Warriors performance. Field bumped off defenders then it was sent wide and Harry Smith was trailing to get the four-pointer.

Catalans	0	-	48	Wigan
		T	2	Liam MARSHALL
				Jai FIELD
				Bevan FRENCH
				Kruise LEEMING
				Junior NSEMBA
				Harry SMITH
				Sam WALTERS
		G	8/9	Adam KEIGHRAN
TEAMSHEETS				
Guillermo AISPURO-BICHET	26	FB	1	Jai FIELD
Clement MARTIN	28	W		
Matthieu LAGUERRE	3	C	3	Adam KEIGHRAN
Reimis SMITH	4	C	4	Jacob WARDLE
Fouad YAHA	22	W	5	Liam MARSHALL
Luke KEARY	6	FE	6	Bevan FRENCH
Théo FAGES	21	HB	7	Harry SMITH
Tevita SATAE	15	FR	16	Liam BYRNE
Alrix DA COSTA	14	HK	9	Bradley O'NEILL
Romain NAVARRETE	16	FR	10	Luke THOMPSON
Tariq SIMS	11	2R	11	Junior NSEMBA
Elliott WHITEHEAD (c)	12	2R	12	Liam FARRELL (c)
Oliver PARTINGTON	13	L	13	Kaide ELLIS
César ROUGÉ	18	B	8	Ethan HAVARD
Paul SÉGUIER	19	B	15	Patrick MAGO
Jordan DEZARIA	20	B	17	Kruise LEEMING
Franck MARIA	24	B	21	Sam WALTERS
Joel TOMKINS		HC		Matt PEET

Date: Sat, 24th May. Kickoff: 5:30 PM. Halftime: Wigan 20-0.
Penalties: Catalans 5-4. Referee: Jack Smith. Crowd: 10,103.

Wakefield 72 Salford 10

Wakefield smash lowly Red Devils



Wakefield Trinity were 72-10 winners against Salford Red Devils at The DIY Kitchens stadium on Sunday afternoon.

The hosts have won three games on the bounce and move into sixth spot on the Super League ladder.

Wakefield were on from the opening whistle. Josh Rourke broke through the line then it was spread to winger Lachlan Walmsley to score. They quickly doubled their delight to make it 10-0. Captain Mike McMeeken sliced through and touched down close to the sticks. McMeeken started the next move for the hosts. He broke through then offloaded to Caius Faatili who passed it to Max Jowitt to cross.

Next, they profited from a Red Devils error. Mason Lino unfurled a long pass for Walmsley to capture his brace. It was a big week for Faatili. He signed a new three-year deal with Trinity and celebrated with a barnstorming try for 26-0. Lino got himself on the scoresheet to round off a dominant first half. He threw a dummy and fooled the defense to score.

The Red Devils got themselves on the board early in the second half. Ryan Brierley put up the kick and Jonny Vaughan collected it to score. Wakefield responded with another four pointer. Max Jowitt rolled in a grubber which Cameron Scott latched onto.

Another kick brought more points for Wakefield. Lino roosted one high and Rourke was there to snaffle it for 42-6. They kept piling it on the last placed Red Devils. Seth Nikotemo finished off a break then Ellis Lingard scored in his Super League debut.

Salford cut into the deficit again through Nene Macdonald. Esan Marsters provided the pass for the fullback to get on the scoresheet. It was a celebratory mood inside DIY Kitchens Stadium. Jay Pitts gave them more cheer when he crossed in his 150th game. Trinity finished the game on the double. Both Lingard and Faatili found the line to make it 72-10 for the hosts.

Wakefield	72	-	10	Salford
Caius FAATILI	2	T		Nene MACDONALD
Ellis LINGARD	2			Jonny VAUGHAN
Lachlan WALMSLEY	2			
Max JOWITT				
Mason LINO				
Mike McMEEKEN				
Seth NIKOTEMO				
Jay PITTS				
Josh ROURKE				
Cameron SCOTT				
Max JOWITT	10/13	G	1/2	Ryan BRIERLEY
TEAMSHEETS				
Josh ROURKE	23	FB	3	Nene MACDONALD
Lachlan WALMSLEY	2	W	28	Nathan CONNELL
Corey HALL	4	C	17	Esan MARSTERS
Cameron SCOTT	3	C	45	Jonny VAUGHAN
Tom JOHNSTONE	5	W	23	Chris HANKINSON
Max JOWITT	1	FE	1	Ryan BRIERLEY (c)
Mason LINO	20	HB	27	Kai MORGAN
Mike McMEEKEN (c)	8	FR	18	Jack ORMONDROYD
Harvey SMITH	28	HK	21	Sam DAVIS
Caius FAATILI	31	FR	49	Harvey MAKIN
Jack CROFT	25	2R	50	Toby WARREN
Seth NIKOTEMO	11	2R	11	Sam STONE
Jay PITTS	13	L	13	Joe SHORROCKS
Isaiah VAGANA	18	B	22	Matty FOSTER
Mathieu COZZA	21	B	19	Justin SANGARÉ
Jayden MYERS	30	B	24	Harvey WILSON
Ellis LINGARD	35	B	30	Tiaki CHAN
Daryl POWELL		HC		Paul ROWLEY

Date: Sun, 25th May. Kickoff: 3:00 PM. Halftime: Wakefield Trinity 30-0.
Penalties: 2-all. Referee: Liam Moore. Crowd: 6,277.

Table after Round 12

#	Team	P	W	D	L	B	+/-	Pts
1	Hull KR	12	11	0	1	0	242	22
2	Wigan	12	10	0	2	0	251	20
3	Leeds	12	8	0	4	0	109	16
4	Leigh	12	7	1	4	0	7	15
5	St Helens	12	7	0	5	0	188	14
6	Wakefield	12	7	0	5	0	117	14
7	Hull FC	12	6	1	5	0	-23	13
8	Catalans	12	5	0	7	0	-60	10
9	Warrington	12	5	0	7	0	-73	10
10	Castleford	12	3	0	9	0	-91	6
11	Huddersfield	12	1	0	11	0	-242	2
12	Salford	12	1	0	11	0	-425	2

Most tries

#	Player	Team	P	T
1	Jai Field	Wigan	11	13
2	Mikey Lewis	Hull KR	10	10
=3	Matthew Ashton	Warrington	7	9
=3	Jacob Wardle	Wigan	12	9
=3	Tristan Sailor	St Helens	12	9
=3	Bevan French	Wigan	12	9

Most goals

#	Player	Team	P	G/A	%
1	Adam Keighran	Wigan	8	40 / 51	78%
2	Max Jowitt	Wakefield	9	35 / 44	80%
3	Arthur Mourgue	Catalans, Hull KR	10	34 / 48	71%
4	Mark Percival	St Helens	11	26 / 37	70%
5	Aidan Sezer	Hull FC	12	23 / 33	70%
6	George Whitby	St Helens	6	22 / 29	76%
7	Gareth O'Brien	Leigh	10	21 / 30	70%
8	Guillermo Aispuro-Bichet	Catalans	7	20 / 24	83%

Most points

#	Player	Team	P	T	G	FG	Pts
1	Max Jowitt	Wakefield	9	6	35	-	94
=2	Adam Keighran	Wigan	8	2	40	-	88
=2	Arthur Mourgue	Catalans, Hull KR	10	5	34	-	88
4	Mark Percival	St Helens	11	3	26	-	64
5	Mikey Lewis	Hull KR	10	10	8	2	58
6	George Whitby	St Helens	6	3	22	-	56
7	Jai Field	Wigan	11	13	-	-	52
8	Aidan Sezer	Hull FC	12	1	23	1	51

This weekend
Betfred Super League

May 29-June 1
Round 13

Day	BST	UK TV	AUS TV	Match	Venue	Referee
Thursday	8:00pm	SSM	502, Fri 5am	Huddersfield Giants v Leigh Leopards	John Smith's Stadium	Jack SMITH
Friday	8:00pm	SSA	502, Sat 5am	Hull KR v St Helens	Sewell Group Craven Park	Liam RUSH
		SSR, SL+	506, Sat 5am	Salford Red Devils v Wigan Warriors	Salford Stadium	Tom GRANT
		SSR, SL+	507, Sat 5am	Warrington Wolves v Castleford Tigers	Halliwel Jones Stadium	Marcus GRIFFITHS
Saturday	4:30pm	BBC2, SSR, SL+	502, Sun 1:30am	Leeds Rhinos v Wakefield Trinity	AMT Headingley Stadium	Chris KENDALL
	6:30pm	SSR, SL+	506, Sun 2:30am	Catalans Dragons v Hull FC	Stade Gilbert Brutus	Liam MOORE

UK TV -- SSA = Sky Sports Action; SSR = Sky Sports Red Button; SSME = Sky Sports Main Event; SSM = Sky Sports Mix; BBC1 = BBC One; BBC2 = BBC Two; SL+ = SuperLeague+.
AUS TV -- 502 = Fox League; 503 = Fox Sports 503; 505 = Fox Cricket+; 506 = Fox Sports More; 507 = Fox Sports 507. All matches also streamed live on Kayo Sports.

Women's Super League R2

Leigh	42	-	6	Warrington
Kate HOWARD	2	T		Dani BOUND
Emily BAGGALEY				
Hatice DOGUS				
Abigail JOHNSTON				
Abigail LATCHFORD				
Mackenzie TAYLOR				
Charlotte MELVIN	7/7	G	1/1	Emma KNOWLES
TEAMSHEETS				
Hatice DOGUS	1	FB	5	Sydney ALDERMAN-SMITH
Toryn BLACKWOOD	2	W	19	Hollie BRUSSELS
Mackenzie TAYLOR	3	C	2	Kerrie EVANS
Mollie YOUNG	4	C	4	Hannah GODDARD
Abigail JOHNSTON	28	W	21	Isabelle MALYON
Amy TAYLOR	24	FE	1	Hollie GREGORY
Leah MORRIS	7	HB	7	Emma KNOWLES
Emily BAGGALEY	25	FR	24	Jess PANAYIOTOU
Rhianna BURKE	6	HK	9	Dani BOUND (c)
Alice FISHER	10	FR	10	Megan CONDLIFFE
Storm COBAIN (c)	11	2R	11	Emily DOWNS
Charlotte MELVIN	12	2R	3	Olivia ARGENT
Abigail LATCHFORD	27	L	13	Millie BELL
Kate HOWARD	9	B	8	Ellie DOONEY
Eleanor DAINITY	8	B	17	Albany COATES
Lucy JOHNSON	16	B	-	Emma LOWE
Sam BRAZIER	15	B	20	Charlotte NIXON
Kieron PURTILL		HC		Ged GINTY

Date: Sun, 25th May. Kickoff: 12:00 PM. Halftime: Leigh (W) 24-6.
Penalties: Warrington (W) 6-4. Referee: Owen Taylor.

Huddersfield	0	-	36	St Helens
		T		Chantelle CROWL
				Phoebe HOOK
				Danielle McGIFFORD
				Darcy STOTT
				Georgia SUTHERLAND
				Vicky WHITFIELD
				Rachael WOOSEY
		G	4/7	Luci McCOLM
		BIN		Georgia SUTHERLAND
TEAMSHEETS				
Amelia BROWN	1	FB	1	Beri SALIH
Faye BARRACLOUGH	21	W	2	Phoebe HOOK
Lois NAIDOLE	3	C	23	Luci McCOLM
Francesca COPLEY	4	C	4	Amy HARDCASTLE
Molly ICETON	5	W	25	Danielle McGIFFORD
Rebekah GRADY	16	FE	6	Zoe HARRIS
Sam HULME	7	HB	13	Jodie CUNNINGHAM (c)
Gracie HOBBS	14	FR	16	Darcy STOTT
Megan PRESTON	9	HK	9	Katie MOTTERSHEAD
Jess HARRAP	10	FR	10	Chantelle CROWL
Amy BENNETT	20	2R	29	Hollie BAWDEN
Maddy HUTCHISON	25	2R	12	Emily RUDGE
Bethan OATES (c)	13	L	17	Caitlin CASEY
Freya WHITEHEAD	24	B	8	Vicky WHITFIELD
Grace BURNETT	23	B	15	Georgia SUTHERLAND
Skye JACKSON	22	B	18	Rachael WOOSEY
Millie TAYLOR	27	B	24	Alyx BRIDGE
Lori HALLORAN		HC		Derek HARDMAN
				Craig RICHARDS

Date: Sun, 25th May. Kickoff: 2:00 PM.
Halftime: St Helens (W) 10-0. Referee: Brandon Worsley.

York	24	-	16	Leeds
Tara MOXON	2	T		Frankie BLAKEY
Zoe HORNBY				Jenna GREENING
Emma KERSHAW				Izzy NORTHROP
Eboni PARTINGTON				
Ellie WILLIAMSON	2/4	G	2/3	Melanie HOWARD
Rhiannion MARSHALL	0/1			
TEAMSHEETS				
Georgie DAGGER	1	FB	2	Ebony STEAD
Eboni PARTINGTON	2	W	18	Liv WHITEHEAD
Kira FITZPATRICK	26	C	17	Jenna GREENING
Tara MOXON	21	C	4	Evie COUSINS
Emma KERSHAW	5	W	24	Tally BRYER
Sade RIHARI	6	FE	6	Melanie HOWARD (c)
Ellie WILLIAMSON	7	HB	9	Keara BENNETT
Liv WOOD	8	FR	10	Izzy NORTHROP
Sinead PEACH (c)	9	HK	14	Ruby BRUCE
Zoe HORNBY	25	FR	15	Ella DONNELLY
Savannah ANDRADE	12	2R	12	Lucy MURRAY
Lisa PARKER	16	2R	13	Bethan DAINTON
Jas BELL	10	L	16	Kaiya GLYNN
Rhiannion MARSHALL	11	B	5	Sophie NUTTALL
Izzy BIBBY	14	B	19	Grace FIELD
Jess SHARP	16	B	20	Ellé FRAIN
Alex STIMPSON	18	B	23	Frankie BLAKEY
Lindsay ANFIELD		HC		Lois FORSELL

Date: Sun, 25th May. Kickoff: 12:00 PM. Halftime: York (W) 8-0.
Penalties: Leeds (W) 5-4. Referee: Freddie Lincoln.

Wigan	106	-	6	Barrow
Ellise DERBYSHIRE	3	T		Jodie MORLEY
Eva HUNTER	3			
Ruby HUNTER	3			
Grace BANKS	2			
Kaitlin HILTON	2			
Mia ATHERTON				
Jenna FOUBISTER				
Cerys JONES				
Molly JONES				
Vicky MOLYNEUX				
Holly SPEAKMAN				
Isabel ROWE	15/19	G	1/1	Nicole STEWART
TEAMSHEETS				
Grace BANKS	1	FB	16	Charlotte TODHUNTER
Ruby HUNTER	24	W	2	Shannon PARKER
Kaitlin HILTON	23	C	3	Maddie NEALE
Molly JONES	4	C	8	Kelly FRIEND
Ellise DERBYSHIRE	5	W	4	Claire HUTCHINSON
Jenna FOUBISTER	6	FE	6	Kerrie-Ann SMITH
Isabel ROWE	7	HB	7	Beth PATTINSON
Holly SPEAKMAN	20	FR	14	Mia DOBSON
Remi WILTON	19	HK	9	Beth LINDSAY
Jade GREGORY-HASELDEN	21	FR	10	Jodie MORLEY
Eva HUNTER	11	2R	11	Emily STIRZAKER (c)
Cerys JONES	15	2R	18	Fran HARLEY
Rachel THOMPSON (c)	14	L	13	Nicole STEWART
Mary COLEMAN	8	B	12	Leah CLOUGH
Vicky MOLYNEUX (c)	12	B	19	Amy SUNDERLAND
Rease CASEY	16	B	22	Jodie CRAWFORD
Mia ATHERTON	22	B	24	Becca HARLEY
Denis BETTS		HC		Amanda WILKINSON

Date: Sun, 25th May. Kickoff: 2:00 PM.
Halftime: Wigan (W) 50-6. Referee: Tyler Topping.

Table after Round 2

#	Team	P	W	D	L	B	+/-	Pts
1	Wigan	2	2	0	0	0	134	4
2	Leigh	2	2	0	0	0	68	4
3	St Helens	2	1	1	0	0	36	3
4	York	2	1	0	1	0	-26	2
5	Huddersfield	2	1	0	1	0	-26	2
6	Leeds	2	0	1	1	0	-8	1
7	Warrington	2	0	0	2	0	-46	0
8	Barrow	2	0	0	2	0	-132	0

Most tries

#	Player	Team	P	T
1	Eva Hunter	Wigan	2	4
=	Kate Howard	Leigh	2	4
=	Hatice Dogus	Leigh	2	4
=	Grace Banks	Wigan	2	4
5	Ruby Hunter	Wigan	1	3
=	Vicky Whitfield	St Helens	2	3
=	Ellise Derbyshire	Wigan	2	3
=	Amelia Brown	Huddersfield	2	3

Most goals

#	Player	Team	P	G/A	%
1	Isabel Rowe	Wigan	2	21 / 26	81%
2	Charlotte Melvin	Leigh	2	10 / 16	63%
3	Sam Hulme	Huddersfield	2	6 / 7	86%
=	Luci McColm	St Helens	2	6 / 10	60%
5	Emma Knowles	Warrington	2	4 / 7	57%
=	Melanie Howard	Leeds	2	4 / 7	57%

Most points

#	Player	Team	P	T	G	FG	Pts
1	Isabel Rowe	Wigan	2	-	21	-	42
2	Charlotte Melvin	Leigh	2	-	10	-	20
3	Luci McColm	St Helens	2	1	6	-	16
=	Eva Hunter	Wigan	2	4	-	-	16
=	Sam Hulme	Huddersfield	2	1	6	-	16
=	Kate Howard	Leigh	2	4	-	-	16
=	Hatice Dogus	Leigh	2	4	-	-	16
=	Grace Banks	Wigan	2	4	-	-	16

This weekend
Betfred Women's Super League

May 31-June 1
Round 3

Day	BST	Match	Venue	Referee
Saturday	2:00pm	Leeds Rhinos v Wigan Warriors	AMT Headingley Stadium	Lucas SEAL
Sunday	12:00pm	York Valkyrie v St Helens	LNER Community Stadium	Freddie LINCOLN
	1:00pm	Warrington Wolves v Barrow Raiders	Halliwel Jones Stadium	Oliver SALMON
	2:00pm	Huddersfield Giants v Leigh Leopards	Laund Hill Sports Complex	Andy SWEET

2025 Betfred Championship

Round 11

FRIDAY 23 MAY

HUNSLET RLFC 22 (C. Berry, L. Hanneghan, B. Jowitt, C. Nichol tries; B. Jowitt 3 goals) **DEFEATED SHEFFIELD EAGLES 18** (J. Billington 2, J. Mallinson tries; C. Aston 3 goals) at Steel City Stadium. Kickoff: 7:30 PM. Halftime: Hunslet 16-6. Penalties: Sheffield 5-3. Referee: Scott Mikaluskas. Sheffield: Mallinson, Millar, Welham, Carter, Dawson-Jones; Aston, Bussey; Battye, Butterworth, Dickinson, Roberts, Foster, Billington. Int: Gwaze (C), Hodgson, Broadbent, Peachey. Hunslet: Eden, Nichol, Welham, McEwan-Peters, Turner; Hanneghan (C), Jowitt; Hallas, Berry, O'Hanlon, Gilmore, Larroyer, Clavering. Int: Syme, Foster, Rugless, Campbell.

SATURDAY 24 MAY

TOULOUSE OLYMPIQUE 30 (O. Ashall-Bott, P. Dall Asta, B. Laguerre, R. Rennie, R. Tropis tries; J. Shorrock 5 goals) **DEFEATED BARROW RAIDERS 12** (A. Bulman, B. Walker tries; B. Walker 2 goals) at Stade Ernest Wallon. Kickoff: 6:00 PM. Halftime: Barrow 12-6. Penalties: Toulouse 8-3. Referee: James Vella. Crowd: 3,555. Toulouse: Ashall-

Bott, Ulberg, Tropis, Marcon, Laguerre; Lacans, Shorrock; Belmas, Marion (C), Butler, Bretherton, Rennie, Cator. Int: Rodriguez, Roumanos, Gillam, Dall Asta. Barrow: Cresswell, Ritson, Teare, Broadbent, Bulman; Walker, Johnston; Silva, Wood, Rothwell, Robson, Stack (C), Costello. Int: Bishop, Greenwood, Wilkinson, Emslie.

SUNDAY 25 MAY

BRADFORD BULLS 36 (G. Armitage, L. Bayliss-Brow, M. Gee, S. Hallas, J. Keyes, M. Souter tries; J. Lilley 6 goals) **DEFEATED WIDNES VIKINGS 20** (M. Fozard, J. Maizen, J. Owens tries; T. Gilmore 4 goals) at Bartercard Odsal Stadium. Kickoff: 3:00 PM. Halftime: Widnes 20-18. Penalties: Bradford 8-5. Referee: Kevin Moore. Crowd: 3,311. Bradford: Hooley, Okunbor, Blake, Gill, Armitage; Lilley, Keyes; Bayliss-Brow, Souter, Lawrence (C), Fulton, Gee, Hallas. Int: Scurr, Donaldson, Mason, Michael. Widnes: Maizen, Towse, Owens (C), Edge, Williams; Lyons, Gilmore; Murray, Johnstone, Kirk, Lloyd, Langtree, Gregson. Int: McWhirter, Fozard, Reilly, Bennion.

DONCASTER RLFC 30 (E. Gebbie 2, W. Boas, I. Misky, S. Smeaton tries; C. Robinson 5 goals) **DEFEATED LONDON BRONCOS 12** (J. Monk, A. Small tries; C. Hellec 2 goals) at Eco-Power Stadium. Kickoff: 3:00 PM. Halftime: London 8-6. Penalties: London 7-4. Referee: Ryan Cox. Crowd: 1,177. Doncaster: Hall, Briscoe, Lyne (C), Hey, Gebbie; Boas, Robinson; Gardiner, Burns, Matagi, Jones, Smeaton, McConnell. Int: Misky, Knowles, Hepi,

Fash. London: Polsell, Hellec, Barley, Small, Tindall; Walker, Binks; Adebiyi, Davies, Worthington, Lovell (C), Natoli, Stock. Int: Ross, Hursey-Hord, Ball, Monk.

FEATHERSTONE ROVERS 46 (J. Glover 2, G. Gale, R. Hampshire, J. Hardcastle, C. Jones, D. Olpherts, B. Reynolds tries; B. Reynolds 6, R. Hampshire goals) **DEFEATED BATLEY BULLDOGS 4** (O. Greensmith try) at Millennium Stadium. Kickoff: 3:00 PM. Halftime: Featherstone 30-0. Penalties: Featherstone 5-4. Referee: Cameron Worsley. Featherstone: Aekins, Olpherts, O'Connor, Glover, Gale; Reynolds (C), Hampshire; Springer, Jubb, Beckett, Day, Webb, Wilde. Int: Jones, Vuniyayawa, Hardcastle, Arnold. Batley: Foulstone, Dean, Greensmith, Kear, Burton; White, Woods; Gledhill, Moore, Cooper, Manning, Flynn, Brown. Int: Leak (C), Ward, Shaw, High.

OLDHAM RLFC 34 (B. Davies 2, M. Ashurst, T. Chapelhow, R. Lannon, M. Pons tries; J. Drinkwater 5 goals) **DEFEATED HALIFAX PANTHERS 10** (A. Johnson, J. Woodburn-Hall tries; L. Jouffret goal) at Boundary Park. Kickoff: 3:00 PM. Halftime: Oldham 24-0. Penalties: Oldham 5-4. Referee: Matthew Lynn. Crowd: 1,998. Oldham: Laulu-Togaga'e, Agoro, Davies, Dean, Pons; Craven, Drinkwater (C); Hirst, Aldridge, Chapelhow, Ashurst, Lannon, Milner. Int: Musgrove, Chapelhow, Pélissier, Dudson. Halifax: Jouffret, Tibbs, Nofoluma, Graham, Johnson; Woodburn-Hall, Hansen; McCarron, O'Brien (C), Dixon, McComb, Tangata, Fairbank. Int: Inman, Calcott, Davies, Jobe.

Table after Round 11

#	Team	P	W	D	L	B	+/-	Pts
1	Toulouse	10	8	0	2	1	161	18
2	Bradford	10	8	0	2	1	112	18
3	Barrow	10	6	1	3	1	46	15
4	York	10	6	0	4	1	140	14
5	Halifax	11	7	0	4	0	80	14
6	Oldham	11	6	2	3	0	76	14
7	Doncaster	10	5	0	5	1	-10	12
8	Widnes	10	4	1	5	1	-61	11
9	Featherstone	10	4	0	6	1	15	10
10	Sheffield	10	3	0	7	1	-38	8
11	Batley	10	2	2	6	1	-161	8
12	London	10	2	0	8	1	-134	6
13	Hunslet	10	2	0	8	1	-226	6

Most tries

#	Player	Team	P	T
1	Benjamin Laguerre	Toulouse	10	11
=	Ben Jones-Bishop	Sheffield, York	10	11
3	Edene Gebbie	Doncaster	8	10
4	Liam Harris	York	9	9
=	Olly Ashall-Bott	Toulouse	9	9

Most goals

#	Player	Team	P	G/A	%
1	Louis Jouffret	Halifax	11	39 / 52	75%
2	Jake Shorrock	Toulouse	9	36 / 49	73%
3	Josh Drinkwater	Oldham	10	31 / 38	82%
=	Liam Harris	York	9	31 / 46	67%

Most points

#	Player	Team	P	T	G	FG	Pts
1	Liam Harris	York	9	9	31	1	99
2	Louis Jouffret	Halifax	11	3	39	-	90
3	Josh Drinkwater	Oldham	10	5	31	-	82
4	Jake Shorrock	Toulouse	9	-	36	1	73

This weekend Betfred Championship

Day	BST	Match	Venue	Referee
Saturday	3:00pm	Batley Bulldogs v Toulouse Olympique	Fox's Biscuits Stadium	Denton ARNOLD
	5:00pm	London Broncos v Widnes Vikings	Cherry Red Records Stadium	Aaryn BELAFONTE
Sunday	3:00pm	Barrow Raiders v Featherstone Rovers	Northern Competitions Stadium	Matty LYNN
		Doncaster RLFC v Bradford Bulls	Eco-Power Stadium	Scott MIKALASKAS
		Hunslet RLFC v Oldham RLFC	South Leeds Stadium	Kevin MOORE
		York Knights v Sheffield Eagles	LNER Community Stadium	Cameron WORSLEY
BYE		Halifax Panthers		

May 30-Jun 1 Round 12

2025 Betfred League 1

Round 10

SUNDAY 25 MAY

MIDLANDS HURRICANES 38 (D. Barcoe, M. Chrimes, M. Hanley, E. Hobson, S. Medforth, A. Roden, A. Willis tries; M. Chrimes 5 goals) **DEFEATED WHITEHAVEN RLFC 8** (J. Kellett try; J. Weatherill 2 goals) at Alexander Stadium. Kickoff: 2:00 PM. Halftime: Midlands 12-8. Penalties: Midlands 8-5. Referee: Aaryn Belafonte. Crowd: 250.
Midlands: Horner, Roberts, Hanley, Oakes (C), Chrimes; Sweeting, Medforth; Kirby, Roden, Morris, Hobson, Willis, Wood. Int: Barcoe, Silk, Green, Jordan-Roberts. Whitehaven: Weatherill, Todd, Farren, Bickerdike, Anderson-Moore; Brown, Newbegin; Pearce, Holgate, Spencer-Tonks, Holliday (C), McQuistan, Kellett. Int: Collins, Nixon, Chambers, Brennan.

NORTH WALES CRUSADERS 30 (S. Wilde 2, J. Baldwin, O. Brookes, J. Dallimore tries; J. Dallimore 5 goals) **DEFEATED KEIGHLEY COUGARS 6** (V. Bentley try; J. Miller goal) at Cougar Park. Kickoff: 3:00 PM. Halftime: 6-all. Penalties: 7-all. Referee: Denton Arnold.
Keighley: Pickersgill, Gabriel, Nu'u (C), Walkley; Farrell, Miller; Schofield, Brown, Teanby, Parker, Lanskey, Green. Int: Whitford, Aliyu, Ioane, Bentley. North Wales: Roby, Holmes, Taylor, Ah Van, Brookes; Dallimore, Gibson; Houghton, Eaves, Barratt (C), Cooper, Davies. Int: Baldwin, Case, Walker, Wilde.

Table after Round 10

#	Team	P	W	D	L	B	+/-	Pts
1	North Wales	8	7	-	1	-	169	14
2	Workington	8	6	1	1	-	140	13
3	Midlands	8	6	1	1	-	115	13
4	Rochdale	8	5	-	3	-	141	10
5	Swinton	8	5	-	3	-	23	10
6	Whitehaven	9	4	1	4	-	30	9
7	Dewsbury	8	4	1	3	-	28	9
8	Goole	9	2	-	7	-	-78	4
9	Keighley	8	-	-	8	-	-150	0
10	Newcastle	8	-	-	8	-	-418	0

ROCHDALE HORNETS 70 (D. Nixon 5, L. Else 2, M. Flanagan, B. Forster, G. McNally, L. Nelmes, R. Whitmore, B. Will tries; M. Flanagan 8, M. Punchard goals) **DEFEATED NEWCASTLE THUNDER 6** (L. Bradley try; A. Donaghy goal) at Crown Oil Arena. Kickoff: 3:00 PM. Halftime: Rochdale 34-0. Penalties: Rochdale 11-3. Referee: Luke Bland. Crowd: 669.
Rochdale: McNally, Nixon, Will, Dalton-Harrop, Forber; Else, Flanagan; Simpson, Whitmore, Nelmes, Simpson, Straugheir (C), Whittel. Int: Punchard, Dayes, Forster, Killan. Newcastle: Bradley, Bradley, Croston, Hagan, Dickinson; Donaghy (C), Hansen; Gibson, Rolls, Price, Taylor, Birch, Walton. Int: Linton, Siddle, Weetman, Leighton.

WORKINGTON TOWN 24 (L. Castle, Z. Galea, L. Helleur-atiga, C. Howlett tries; D. Wear 4 goals) **DEFEATED GOOLE VIKINGS 16** (H. Aldous, B. Ferres, M. Wacokecoko tries; J. Potter 2 goals) at Fibrus Community Stadium. Kickoff: 3:00 PM. Halftime: Workington 18-6. Penalties: Workington 10-2. Referee: Andy Sweet.
Workington: Galea, Helleur-atiga, Fulton, Corkill, Eccleston; Wear, Doran; Ainley, Phillips, Scholey (C), Howlett, Bradley, Stephenson. Int: Castle, Farrer, Reid, Walker-Taylor. Goole: Shaul, Halliday, Wacokecoko, Tali, Tchamambe; Guzdek, Potter; Coventry, Hodgson, Craig, Ferres (C), Savelio, Aldous. Int: Phillips, Aldous, Taulapapa, Roberts.

Most tries

#	Player	Team	P	T
1	Luke Forber	Rochdale	9	12
2	Dan Nixon	Rochdale	6	10
3	Sam Wilde	North Wales	8	9
=4	Mason Lewthwaite	Whitehaven	5	7
=4	Ollie Brookes	North Wales	8	7
=4	Lewis Else	Rochdale	9	7

Most goals

#	Player	Team	P	G/A	%
1	Jake Carter	Workington	7	32 / 40	80%
2	Jacob Hookem	Dewsbury	8	31 / 36	86%
3	Max Flanagan	Rochdale	7	28 / 46	61%

Most points

#	Player	Team	P	T	G	FG	Pts
1	Jake Carter	Workington	7	4	32	-	80
2	Max Flanagan	Rochdale	7	5	28	-	76
3	Jacob Hookem	Dewsbury	8	2	31	-	70
4	Jamie Dallimore	North Wales	7	2	26	-	60

This weekend Betfred League 1

June 1 Round 11

Day	BST	Match	Venue	Referee
Sunday	2:00pm	Midlands Hurricanes v Swinton Lions	Alexander Stadium	Geoffrey POUMES
	2:30pm	North Wales Crusaders v Rochdale Hornets	Stadiwm CSM	Tara JONES
	3:00pm	Newcastle Thunder v Keighley Cougars	Crow Trees - Blaydon RUFC	Adam WILLIAMS
		Workington Town v Dewsbury Rams	Fibrus Community Stadium	Luke BLAND

2025 NRL Telstra Premiership

17 clubs, 27 rounds. Top 8 sides qualify for finals

Round 1					
Mar-01	Sat 4:00pm	Canberra 30	Warriors 8	Allegiant	45,209
1	Sat 8:00pm	Penrith 28	Cronulla 22		
6	Thu 8:00pm	Sydney 14	Brisbane 50		
7	Fri 6:00pm	Wests Tigers 8	Newcastle 10	C'town	13,160
7	Fri 8:05pm	Souths 16	Dolphins 14	Commbank	6,738
8	Sat 5:30pm	St Geo Illa 20	Canterbury 28	Netstrata	16,211
8	Sat 7:35pm	Manly 42	North Qld 12	4 Pines	17,375
9	Sun 4:05pm	Melbourne 56	Parramatta 18	AAMI	23,369
Bye: Gold Coast					
Round 2					
Mar-13	Thu 8:00pm	Newcastle 26	Dolphins 12	McD. Jones	18,531
14	Fri 8:00pm	Warriors 36	Manly 16	Go Media	21,212
14	Fri 8:00pm	Penrith 32	Sydney 38	CommBank	12,180
15	Sat 3:00pm	St Geo Illa 24	Souths 25	WIN	16,111
15	Sat 4:30pm	North Qld 12	Cronulla 36	QLD C. Bank	18,714
15	Sat 7:35pm	Canberra 32	Brisbane 22	GIO	18,884
16	Sun 4:05pm	Parramatta 6	Wests Tigers 32	CommBank	18,362
16	Sun 6:15pm	Canterbury 40	Gold Coast 24	Belmore	17,892
Bye: Melbourne					
Round 3					
Mar-20	Thu 8:00pm	Melbourne 30	Penrith 24	AAMI	17,586
21	Fri 8:00pm	Warriors 14	Sydney 6	Go Media	23,219
21	Fri 7:00pm	Brisbane 26	North Qld 16	Suncorp	45,318
22	Sat 3:00pm	Cronulla 27	Souths 12	Pointsbet	14,320
22	Sat 4:30pm	Dolphins 18	Wests Tigers 30	Kayo	10,023
22	Sat 6:35pm	Gold Coast 26	Newcastle 6	Cbus Super	14,602
23	Sun 4:05pm	Parramatta 8	Canterbury 16	CommBank	24,059
23	Sun 6:15pm	Manly 40	Canberra 12	4 Pines	16,125
Bye: St Geo Illa					
Round 4					
Mar-27	Thu 8:00pm	Souths 28	Penrith 18	Accor	10,029
28	Fri 6:00pm	Sydney 12	Gold Coast 30	Allianz	14,101
28	Fri 7:00pm	Dolphins 12	Brisbane 20	Suncorp	44,278
29	Sat 3:00pm	St Geo Illa 14	Melbourne 8	Netstrata	6,211
29	Sat 4:30pm	North Qld 30	Canberra 20	QLD C. Bank	15,897
29	Sat 7:35pm	Cronulla 6	Canterbury 20	Pointsbet	11,703
30	Sun 4:05pm	Manly 26	Parramatta 12	4 Pines	17,286
30	Sun 6:15pm	Wests Tigers 24	Warriors 26	C'town	12,020
Bye: Newcastle					
Round 5		Multicultural Round			
Apr-03	Thu 8:00pm	Canberra 24	Cronulla 20	GIO	10,914
4	Fri 6:00pm	Penrith 18	North Qld 22	CommBank	10,320
4	Fri 8:00pm	Souths 20	Sydney 14	Accor	22,114
5	Sat 3:00pm	Parramatta 23	St Geo Illa 22	CommBank	19,302
5	Sat 4:30pm	Gold Coast 10	Dolphins 36	Cbus Super	13,167
5	Sat 6:35pm	Brisbane 46	Wests Tigers 24	Suncorp	41,011
6	Sun 4:05pm	Manly 24	Melbourne 48	4 Pines	17,346
6	Sun 6:15pm	Canterbury 20	Newcastle 0	Accor	24,113
Bye: Warriors					
Round 6					
Apr-10	Thu 7:50pm	Dolphins 30	Penrith 12	Suncorp	19,103
11	Fri 6:00pm	St Geo Illa 38	Gold Coast 16	WIN	8,510
11	Fri 8:00pm	Brisbane 16	Sydney 26	Suncorp	40,814
12	Sat 1:00pm	Cronulla 24	Manly 18	Optus	31,347
12	Sat 3:30pm	Souths 16	North Qld 24		
12	Sat 7:05pm	Parramatta 12	Canberra 50	TIO	9,556
13	Sun 2:00pm	Melbourne 42	Warriors 14	AAMI	26,427
13	Sun 4:05pm	Newcastle 4	Wests Tigers 20	McD. Jones	25,960
Bye: Canterbury					
Round 7		Easter			
17	Thu 7:50pm	Manly 18	St Geo Illa 20	4 Pines	17254
18	Fri 4:05pm	Canterbury 32	Souths 0	Accor	65305
18	Fri 8:00pm	Dolphins 42	Melbourne 22	Suncorp	28024
19	Sat 7:30pm	Warriors 20	Brisbane 18	Go Media	22395
19	Sat 7:35pm	Sydney 12	Penrith 40	Allianz	20373
20	Sun 2:00pm	Gold Coast 20	Canberra 30	Cbus Super	15089
20	Sun 4:05pm	Newcastle 14	Cronulla 34	McD. Jones	24248
21	Mon 4:00pm	Wests Tigers 22	Parramatta 38	CommBank	26145
Bye: North Qld					

Round 8	ANZAC Round				
Apr-24	Thu 7:50pm	Brisbane 42	Canterbury 18	Suncorp	40,233
25	Fri 4:00pm	Sydney 46	St Geo Illa 18	Allianz	41,021
25	Fri 8:05pm	Warriors 26	Newcastle 12	Apollo	17,095
25	Fri 8:10pm	Melbourne 24	Souths 16	AAMI	26,010
26	Sat 5:30pm	North Qld 50	Gold Coast 18	QLD C. Bank	20,349
26	Sat 7:35pm	Penrith 10	Manly 26	CommBank	14,534
27	Sun 2:00pm	Canberra 40	Dolphins 28	GIO	15,686
27	Sun 4:05pm	Wests Tigers 20	Cronulla 18	Leichhardt	14,812
Bye: Parramatta					
Round 9	Magic Round Brisbane				
May-02	Fri 6:00pm	Cronulla 28	Parramatta 18	Suncorp	Day 1 48,359
2	Fri 8:05pm	Sydney 36	Dolphins 26	Suncorp	
3	Sat 3:00pm	Souths 4	Newcastle 30	Suncorp	Day 2 50,658
3	Sat 5:30pm	Warriors 30	North Qld 26	Suncorp	
3	Sat 7:35pm	Wests Tigers 34	St Geo Illa 28	Suncorp	
4	Sun 1:45pm	Gold Coast 18	Canterbury 38	Suncorp	Day 3 50,309
4	Sun 4:05pm	Penrith 32	Brisbane 8	Suncorp	
4	Sun 6:25pm	Melbourne 18	Canberra 20	Suncorp	
Bye: Manly					
Round 10	Women in League Round				
May-08	Thu 7:50pm	Parramatta 16	Dolphins 20	CommBank	11,214
9	Fri 6:00pm	Newcastle 20	Gold Coast 24	McD. Jones	15,193
9	Fri 8:00pm	Souths 22	Brisbane 14	Accor	13,747
10	Sat 3:00pm	Canberra 32	Canterbury 20	GIO	23,827
10	Sat 5:30pm	St Geo Illa 14	Warriors 15	WIN	12,919
10	Sat 7:35pm	North Qld 30	Penrith 30	QLD C. Bank	19,324
11	Sun 2:00pm	Melbourne 64	Wests Tigers 0	AAMI	17,376
11	Sun 4:05pm	Manly 14	Cronulla 30	4 Pines	15,823
Bye: Sydney					
Round 11					
May-16	Fri 6:00pm	Newcastle 6	Parramatta 28	McD. Jones	20,125
16	Fri 8:00pm	Canterbury 24	Sydney 20	Accor	30,166
17	Sat 3:00pm	Dolphins 12	Warriors 16	Suncorp	32,165
17	Sat 5:30pm	North Qld 6	Manly 24	QLD C. Bank	18,965
17	Sat 7:35pm	Cronulla 31	Melbourne 26	Pointsbet	11,570
18	Sun 2:00pm	Brisbane 26	St Geo Illa 30	Suncorp	38,016
18	Sun 4:05pm	Canberra 40	Gold Coast 24	GIO	9,650
18	Sun 6:15pm	Wests Tigers 12	Souths 22	C'town	11,102
Bye: Penrith					
Round 12					
May-22	Thu 7:50pm	Canterbury 8	Dolphins 44	Accor	10,412
23	Fri 8:00pm	Parramatta 30	Manly 10	CommBank	13,425
24	Sat 5:30pm	Penrith 6	Newcastle 25	Carrington	12,000
24	Sat 7:35pm	Sydney 42	Cronulla 16	Industree	13,399
25	Sun 6:05pm	Warriors 10	Canberra 16	Go Media	26,512
Bye: Brisbane, Gold Coast, Melbourne, North Qld, St Geo Illa, Souths, Wests Tigers					
Round 13					
May-30	Fri 8:00pm	St Geo Illa	Newcastle	Netstrata	
31	Sat 3:00pm	Gold Coast	Melbourne	Cbus Super	
31	Sat 5:30pm	North Qld	Wests Tigers	QLD C. Bank	
31	Sat 7:35pm	Manly	Brisbane	4 Pines	
Jun-01	Sun 2:00pm	Souths	Warriors	Accor	
1	Sun 4:05pm	Penrith	Parramatta	CommBank	
1	Sun 6:15pm	Sydney	Canberra	Allianz	
Bye: Canterbury, Cronulla, Dolphins					
Round 14					
Jun-05	Thu 7:50pm	Newcastle	Manly	McD. Jones	
6	Fri 6:00pm	Melbourne	North Qld	AAMI	
6	Fri 8:00pm	Dolphins	St Geo Illa	Suncorp	
7	Sat 5:30pm	Cronulla	Warriors	Pointsbet	
7	Sat 7:35pm	Brisbane	Gold Coast	Suncorp	
8	Sun 2:00pm	Canberra	Souths	GIO	
8	Sun 4:05pm	Wests Tigers	Penrith	CommBank	
9	Mon 4:00pm	Canterbury	Parramatta	Accor	
Bye: Sydney					
Round 15					
Jun-12	Thu 7:50pm	Cronulla	St Geo Illa	Pointsbet	
13	Fri 8:00pm	Gold Coast	Manly	Cbus Super	
14	Sat 5:30pm	Newcastle	Sydney	McD. Jones	
14	Sat 7:35pm	North Qld	Dolphins	QLD C. Bank	
15	Sun 4:05pm	Souths	Canterbury	Accor	
Bye: Brisbane, Canberra, Melbourne, Parramatta, Penrith, Warriors, Wests Tigers					

Round 16					
Jun-20	Fri 8:00pm	Wests Tigers	Canberra	C'town	
21	Sat 5:00pm	Warriors	Penrith	Go Media	
21	Sat 3:30pm	Dolphins	Newcastle	HBF	
21	Sat 7:35pm	Souths	Melbourne	Accor	
22	Sun 2:00pm	Brisbane	Cronulla	Suncorp	
22	Sun 4:05pm	Sydney	North Qld	Allianz	
22	Sun 6:15pm	Parramatta	Gold Coast	CommBank	
Bye: Canterbury, Manly, St Geo Illa					
Round 17		Beanie for Brain Cancer Round			
Jun-26	Thu 7:50pm	Penrith	Canterbury	CommBank	
27	Fri 6:00pm	Manly	Wests Tigers	4 Pines	
27	Fri 8:00pm	Newcastle	Canberra	McD. Jones	
28	Sat 3:00pm	Brisbane	Warriors	Suncorp	
28	Sat 5:30pm	St Geo Illa	Parramatta	WIN	
28	Sat 7:35pm	Dolphins	Souths	TBC	
29	Sun 2:00pm	Melbourne	Cronulla	AAMI	
29	Sun 4:05pm	Gold Coast	North Qld	Cbus Super	
Bye: Sydney					
Round 18					
Jul-04	Fri 8:00pm	Canterbury	Brisbane	Accor	
5	Sat 5:30pm	Canberra	St Geo Illa	GIO	
5	Sat 7:35pm	North Qld	Melbourne	QLD C. Bank	
6	Sun 2:00pm	Sydney	Wests Tigers	Allianz	
6	Sun 4:05pm	Manly	Souths	4 Pines	
Bye: Cronulla, Dolphins, Gold Coast, Newcastle, Parramatta, Penrith, Warriors					
Round 19					
Jul-11	Fri 8:00pm	Cronulla	Dolphins	Pointsbet	
12	Sat 3:00pm	Newcastle	Melbourne	McD. Jones	
12	Sat 5:30pm	St Geo Illa	Sydney	Netstrata	
12	Sat 7:35pm	North Qld	Canterbury	QLD C. Bank	
13	Sun 4:00pm	Warriors	Wests Tigers	Go Media	
13	Sun 4:05pm	Parramatta	Penrith	CommBank	
13	Sun 6:15pm	Gold Coast	Brisbane	Cbus Super	
Bye: Canberra, Manly, Souths					
Round 20					
Jul-17	Thu 7:50pm	Dolphins	North Qld	Suncorp	
18	Fri 6:00pm	Cronulla	Sydney	Pointsbet	
18	Fri 8:00pm	Penrith	Souths	CommBank	
19	Sat 3:00pm	Canberra	Parramatta	GIO	
19	Sat 5:30pm	Canterbury	St Geo Illa	Accor	
19	Sat 7:35pm	Melbourne	Manly	AAMI	
20	Sun 2:00pm	Wests Tigers	Gold Coast	Leichhardt	
20	Sun 4:05pm	Newcastle	Warriors	McD. Jones	
Bye: Brisbane					
Round 21					
Jul-24	Thu 7:50pm	Sydney	Melbourne	Allianz	
25	Fri 6:00pm	North Qld	St Geo Illa	QLD C. Bank	
25	Fri 8:00pm	Brisbane	Parramatta	Suncorp	
26	Sat 5:00pm	Warriors	Gold Coast	Go Media	
26	Sat 5:30pm	Penrith	Wests Tigers	CommBank	
26	Sat 7:35pm	Souths	Cronulla	Industree	
27	Sun 2:00pm	Canberra	Newcastle	GIO	
27	Sun 4:05pm	Canterbury	Manly	Venue TBC	
Bye: Dolphins					
Round 22					
Jul-31	Thu 7:50pm	Parramatta	Melbourne	CommBank	
Aug-01	Fri 8:00pm	Warriors	Dolphins	Go Media	
1	Fri 8:00pm	Brisbane	Souths	Suncorp	
2	Sat 3:00pm	Gold Coast	Penrith	Cbus Super	
2	Sat 5:30pm	St Geo Illa	Canberra	WIN	
2	Sat 7:35pm	Manly	Sydney	4 Pines	
3	Sun 2:00pm	Wests Tigers	Canterbury	CommBank	
3	Sun 4:05pm	Cronulla	North Qld	Pointsbet	
Bye: Newcastle					

Round 23		Indigenous Round			
Aug-07	Thu 7:50pm	Melbourne	Brisbane	AAMI	
8	Fri 6:00pm	Newcastle	Penrith	McD. Jones	
8	Fri 8:00pm	Canberra	Manly	GIO	
9	Sat 3:00pm	St Geo Illa	Cronulla	Netstrata	
9	Sat 5:30pm	Dolphins	Sydney	Suncorp	
9	Sat 7:35pm	Canterbury	Warriors	Accor	
10	Sun 2:00pm	Gold Coast	Souths	Cbus Super	
10	Sun 4:05pm	Parramatta	North Qld	CommBank	
Bye: Wests Tigers					
Round 24		Indigenous Round			
Aug-14	Thu 7:50pm	Penrith	Melbourne	CommBank	
15	Fri 8:00pm	Warriors	St Geo Illa	Go Media	
15	Fri 8:00pm	Sydney	Canterbury	Allianz	
16	Sat 3:00pm	Cronulla	Gold Coast	Pointsbet	
16	Sat 5:30pm	Brisbane	Dolphins	Suncorp	
16	Sat 7:35pm	Souths	Parramatta	Allianz	
17	Sun 2:00pm	Wests Tigers	Manly	Allianz	
17	Sun 4:05pm	North Qld	Newcastle	QLD C. Bank	
Bye: Canberra					
Round 25		Country Footy Round			
Aug-21	Thu 7:50pm	Souths	St Geo Illa	Accor	
22	Fri 6:00pm	Penrith	Canberra	Glen Willow	
22	Fri 8:00pm	Melbourne	Canterbury	AAMI	
23	Sat 3:00pm	Manly	Dolphins	4 Pines	
23	Sat 5:30pm	Gold Coast	Warriors	Cbus Super	
23	Sat 7:35pm	Parramatta	Sydney	CommBank	
24	Sun 2:00pm	Newcastle	Brisbane	McD. Jones	
24	Sun 4:05pm	Wests Tigers	North Qld	Leichhardt	
Bye: Cronulla					
Round 26					
Aug-28	Thu 7:50pm	Canterbury	Penrith	Accor	
29	Fri 8:00pm	Warriors	Parramatta	Go Media	
29	Fri 8:00pm	Melbourne	Sydney	AAMI	
30	Sat 3:00pm	Canberra	Wests Tigers	GIO	
30	Sat 5:30pm	St Geo Illa	Manly	Netstrata	
30	Sat 7:35pm	North Qld	Brisbane	QLD C. Bank	
31	Sun 2:00pm	Cronulla	Newcastle	Pointsbet	
31	Sun 4:05pm	Dolphins	Gold Coast	Suncorp	
Bye: Souths					
Round 27					
Sep-04	Thu 7:50pm	Brisbane	Melbourne	Suncorp	
5	Fri 6:00pm	Manly	Warriors	4 Pines	
5	Fri 8:00pm	Sydney	Souths	Allianz	
6	Sat 3:00pm	St Geo Illa	Penrith	WIN	
6	Sat 5:30pm	Gold Coast	Wests Tigers	Cbus Super	
6	Sat 7:35pm	Canterbury	Cronulla	Accor	
7	Sun 2:00pm	Dolphins	Canberra	Kayo	
7	Sun 4:05pm	Parramatta	Newcastle	CommBank	
Bye: North Qld					
2025 NRL Finals Series					
Qual & Elim Finals					
Sep 12-14	QF 1	1st	4th	1st Home	
Sep 12-14	QF 2	2nd	3rd	2nd Home	
Sep 12-14	EF 1	5th	8th	5th Home	
Sep 12-14	EF 2	6th	7th	6th Home	
Semi Finals					
Sep 19-20	SF 1	L QF 1	W EF 1	-	
Sep 19-20	SF 2	L QF 2	W EF 2	-	
Preliminary Finals					
Sep 26-27	PF 1	W QF 1	W SF 2	-	
Sep 26-27	PF 2	W QF 2	W SF 1	-	
Grand Final					
Oct 5	Sun 7:30pm	W PF 1	W PF 2	TBC	

2025 Ampol State of Origin

Mens and Womens three-game series

2025 Ampol Women's State of Origin Series					
May-01	Thu 7:45pm	QLD 12	NSW 32	Suncorp	26,022
15	Thu 7:45pm	NSW 26	QLD 6	Allianz	16,026
29	Thu 7:45pm	NSW	QLD	McD Jones	

2025 Ampol Men's State of Origin Series					
May-29	Wed 8:05pm	QLD 6	NSW 18	Suncorp	52,483
Jun-18	Wed 8:05pm	NSW	QLD	Optus	
Jul-9	Wed 8:05pm	NSW	QLD	Accor	



JOIN THE CONVERSATION
@LEAGUEUNLIMITED

LU.

The Front Row **F o r u m s**

Australia's **biggest**
rugby league discussion boards

forums.leagueunlimited.com

There is no off-season.