

The FRONT ROW



NRL Round 14

JUN 5-9, 2025 • VOLUME 6 • ISSUE 14



Proudly supporting
**Black Dog
Institute**




Wellbeing Hub



AUTHENTICS

PROUDLY PRODUCED
UNDER LICENCE BY



S

MADE IN VIETNAM
©TM NRL 2004

Round 14

NRL TELSTRA PREMIERSHIP Match Programme
Fixtures, teamlist and results for **NSWRL, QRL and UK competitions**

In this issue

NRL Ladder & Stats Leaders, Judiciary, Up Next	3
NRL Round 13 match wraps	4
Women's Origin III wrap	11
Alex Johnston: the 200 club - who gets to 212 first?	12
Player of the Year standings	13

NRL Round 14 match programme	BYE: Sydney
THURSDAY 7:50pm Newcastle v Manly	McDonald Jones 14
FRIDAY 6pm Melbourne v North Queensland	AAMI 16
8pm Dolphins v St George Illawarra	Suncorp 18
SATURDAY 5:30pm Cronulla v Warriors	Sharks 20
7:35pm Brisbane v Gold Coast	Suncorp 22
SUNDAY 2pm Canberra v South Sydney	GIO 24
4:05pm Wests Tigers v Penrith	CommBank 26
MONDAY 4pm Canterbury v Parramatta	Accor 28

NSWRL Competitions	Teamlists	Results
Knock on Effect NSW Cup	Round 14	Round 13 30
U21 Jersey Flegg Cup	Round 14	Round 13 32
Ron Massey Cup	Round 3 (rescheduled)	Round 10 33
Sydney Shield	Round 3 (rescheduled)	Round 10 33

QRL Competitions	Teamlists	Results
Hostplus Cup	Round 12	Round 11 34
U20 NRLQ Series	Round 2	Round 1 36
BMD Women's Premiership Season Fixtures		37

UK WATCH	
Betfred Super League Round 13 wrap	38
Betfred Women's Super League Round 3 wrap	42
Betfred Championship Round 12 results	44
Betfred League One Round 11 results	45

NRL 2025 FIXTURES, RESULTS and CROWDS	46
---------------------------------------	----

Thanks to our contributors to this week's edition:

Managers	Steve WILLIAMS, Coby DELANEY	Contributors	Justin Davies	Josh Robertson
Editor	Tim COSTELLO		Rob Crosby	AJ Lucantonio
Statistics	Andrew FERGUSON & Shawn DOLLIN		Rhys Sullivan	Kelly Hollis
	- Rugby League Project		Andrew Jackson	Luke Jobson

Cover image: The Brisbane Broncos will wear a blacked-out kit, featuring the Black Dog Institute logo, during their home game against the Gold Coast Titans. This bold statement goes beyond the game. In partnership with [Black Dog Institute](#), the Broncos are using their platform to shine a light on mental health and the strength it takes to speak up.

NOTE: Information in this publication is provided in good faith, aggregated from various sources to provide a central guide for fans. Any match information, kickoff times, venues, lineups and officials are subject to change without notice. It is recommended checking with the relevant governing body of a competition for official updated information.

NRL Ladder & Stats Leaders

Premiership ladder after Round 13

#	Team	Home							Away							TOTAL								
		P	W	L	D	F	A	PD	P	W	L	D	F	A	PD	P	W	L	D	B	F	A	Pts	PD
1.	Canterbury	5	4	1	-	124	88	36	6	5	1	-	152	114	38	11	9	2	-	2	276	202	22	+74
2.	Canberra	6	5	1	-	186	134	52	7	5	2	-	174	154	20	13	10	3	-	-	360	288	20	+72
3.	Warriors	6	5	1	-	136	94	42	6	4	2	-	115	152	-37	12	9	3	-	1	251	246	20	+5
4.	Melbourne	6	5	1	-	234	92	142	5	2	3	-	132	127	5	11	7	4	-	2	366	219	18	+147
5.	Cronulla	5	4	1	-	116	94	22	7	3	4	-	176	154	22	12	7	5	-	1	292	248	16	+44
6.	North Qld	6	3	2	1	160	156	4	5	2	3	-	100	132	-32	11	5	5	1	2	260	288	15	-28
7.	Manly	7	4	3	-	198	140	58	5	2	3	-	94	106	-12	12	6	6	-	1	292	246	14	+46
8.	St Geo Illa	6	3	3	-	130	98	32	5	2	3	-	118	147	-29	11	5	6	-	2	248	245	14	+3
9.	Souths	7	4	3	-	136	150	-14	5	2	3	-	75	119	-44	12	6	6	-	1	211	269	14	-58
10.	Dolphins	5	2	3	-	114	100	14	7	3	4	-	180	152	28	12	5	7	-	1	294	252	12	+42
11.	Brisbane	5	3	2	-	156	114	42	7	2	5	-	138	166	-28	12	5	7	-	1	294	280	12	+14
12.	Sydney	7	3	4	-	186	206	-20	5	2	3	-	104	106	-2	12	5	7	-	1	290	312	12	-22
13.	Wests Tigers	6	2	4	-	120	142	-22	6	3	3	-	134	170	-36	12	5	7	-	1	254	312	12	-58
14.	Penrith	7	3	4	-	144	151	-7	5	1	3	1	124	130	-6	12	4	7	1	1	268	281	11	-13
15.	Newcastle	5	1	4	-	70	118	-48	7	3	4	-	89	110	-21	12	4	8	-	1	159	228	10	-69
16.	Parramatta	6	2	4	-	95	150	-55	6	2	4	-	124	156	-32	12	4	8	-	1	219	306	10	-87
17.	Gold Coast	5	1	4	-	90	138	-48	6	2	4	-	136	200	-64	11	3	8	-	2	226	338	10	-112

Most tries

#	Player	Team	P	T
1	Ryan Papenhuyzen	Melbourne	11	12
2	Jesse Arthars	Brisbane	12	11
3	Xavier Coates	Melbourne	10	10
-	Hudson Young	Canberra	12	10

Most goals

#	Player	Team	P	G/A	%
1	Jamayne Isaako	Dolphins	12	51 / 57	89%
-	Jamal Fogarty	Canberra	12	51 / 64	80%
3	Reuben Garrick	Manly	12	48 / 60	80%
4	Ryan Papenhuyzen	Melbourne	11	43 / 52	83%
5	Adam Reynolds	Brisbane	12	40 / 49	82%
6	Sandon Smith	Sydney	12	39 / 47	83%

Most points

#	Player	Team	P	T	G	FG	Pts
1	Ryan Papenhuyzen	Melbourne	11	12	43	-	134
2	Jamayne Isaako	Dolphins	12	5	51	-	122
3	Reuben Garrick	Manly	12	6	48	-	120
4	Jamal Fogarty	Canberra	12	2	51	-	110
5	Luke Metcalf	Warriors	12	8	34	1	101
6	Sandon Smith	Sydney	12	5	39	-	98
7	Adam Reynolds	Brisbane	12	3	40	0/1	94
8	Valentine Holmes	St Geo Illa	11	3	38	-	88
9	Scott Drinkwater	North Qld	11	3	36	-	84
10	Nicho Hynes	Cronulla	12	1	38	-	80

Match review & judiciary results

Player	Team	Grade	Charge	Base	# Offence	Early plea	Guilty / NC	Plea	Result
Tyson FRIZELL	Newcastle	1	Careless High Tackle	\$1500	1st	\$1000	\$1500	Guilty - early plea	\$1000
Leo THOMPSON	Newcastle	2	Crusher Tackle	3 matches	3rd+	4 matches	5 matches	Guilty - early plea	4 matches
Beau FERMOR	Gold Coast	1	Careless High Tackle	\$1500	2nd	\$1800	\$2500	Guilty - early plea	\$1800
Jeremiah NANAI	North Qld	1	Crusher Tackle	\$200	2nd	\$3000	2 matches	Guilty - early plea	\$3000

Up next NRL Telstra Premiership

ALL TIMES AEST

Round 15 • June 12-15

Date	Date	Time	Match	Venue
Thu	12 Jun	7:50PM	Cronulla-Sutherland Sharks v St George Illawarra Dragons	Sharks Stadium, Woolooware / Dharawal
Fri	13 Jun	8:00PM	Gold Coast Titans v Manly-Warringah Sea Eagles	Cbus Super Stadium, Robina / Yugambah
Sat	14 Jun	5:30PM	Newcastle Knights v Sydney Roosters	McDonald Jones Stadium, New Lambton / Awabakal
		7:35PM	North Queensland Cowboys v Dolphins	QLD Country Bank Stadium, Townsville / Wulgurukaba
Sun	15 Jun	4:05PM	South Sydney Rabbitohs v Canterbury-Bankstown Bulldogs	Accor Stadium, Sydney Olympic Park / Wanngal
BYES			Brisbane Broncos, Canberra Raiders, Melbourne Storm, Parramatta Eels, Penrith Panthers, Warriors, Wests Tigers	

Then Ampol State of Origin

ALL TIMES AEST

Game II • June 18

Date	Date	Time	Match	Venue
Wed	18 Jun	8:05PM	New South Wales v Queensland	Optus Stadium, Burswood / Whadjuk

Dragons slay Knights

Andrew Ferguson

The Newcastle Knights torrid relationship with scoring points continued on Friday night when their pedestrian attack did not trouble the Dragons defence in the slightest.

The Knights last play options were dull, ineffective and useless, leaning almost entirely on the gamble of kicking to the corner and hoping for the best. The Dragons eased into the match, but eventually took control and won comfortably.

Scoring started in the 21st minute when a very fast play-the-ball by Valentine Holmes allowed Kyle Flanagan to get the ball at first receiver, where he simply ran at the retreating defensive line and passed short to Jaydn Su'A who strolled through a gap and fell over the line for an easy try. Holmes converted.

Five minutes later, Jack de Belin made a break through the middle and passed to Clint Gutherson in support and the Dragons custodian scored a good try. Holmes converted.

Two minutes before the halftime break, Loko Jnr Pasifiki Tonga ran back on the inside, took a crash ball and barged over the line to score near the posts. Holmes converted and at halftime the Dragons had a solid 18-0 lead.

Fletcher Hunt very nearly opened the scoring for the Knights in the second half, but his attempt to knock a bomb back to his team mates, which he ended up collecting himself before diving over for what he thought was a try, was ruled to have been knocked forward.

In the 62nd minute Holmes kicked a penalty goal.

Five minutes later it looked like Tyrell Sloan had scored but as he dived for the corner, Hunt knocked the ball out with a brilliant tackle, denying the try.

With ten minutes remaining in the game, Leo Thompson took a ruck run close to the Dragons line, then flicked a great ball out the back to a hard running Kai Pearce-Paul and the backrower busted through the goal-line defence and scored a good try. Dane Gagai converted.

Holmes very nearly scored in the dying stages of the match as he tried to ground a grubber by Flanagan, but he couldn't pick the ball up cleanly in the Knights in-goal. The Dragons scored a solid 20-6 victory.



20 – 6



St Geo Illa	20	-	6	Newcastle
Clinton GUTHERSON		T		Kai PEARCE-PAUL
Loko Jnr PASIFIKI TONGA				
Jaydn SU'A				
Valentine HOLMES	4/4	G	1/1	Dane GAGAI
TEAMSHEETS				
Clinton GUTHERSON (c)	1	FB	6	Fletcher SHARPE
Tyrell SLOAN	2	W	2	James SCHILLER
Moses SULI	3	C	3	Dane GAGAI
Valentine HOLMES	4	C	4	Kyle McCARTHY
Nathan LAWSON	21	W	5	Fletcher HUNT
Lyhkan KING-TOGIA	6	FE	18	Jack COGGER
Kyle FLANAGAN	7	HB	7	Tyson GAMBLE
Blake LAWRIE	17	FR	8	Tyson FRIZELL
Damien COOK	9	HK	9	Phoenix CROSSLAND
David KLEMMER	10	FR	10	Leo THOMPSON
Toby COUCHMAN	15	2R	11	Dylan LUCAS
Jaydn SU'A	12	2R	12	Kai PEARCE-PAUL
Hamish STEWART	13	L	13	Mat CROKER
Jack DE BELIN	8	B	14	Jayden BRAILEY
Luciano LEILUA	11	B	15	Jack HETHERINGTON
Jacob LIDDLE	14	B	16	Brodie JONES
Loko Jnr PASIFIKI TONGA	16	B	17	Thomas CANT
Shane FLANAGAN		HC		Adam O'BRIEN

Date: Fri, 30th May. Kickoff: 8:00 PM. Halftime: St Geo Illa 18-0.
Penalties: St Geo Illa 9-5. Referee: Grant Atkins. Crowd: 10,411.

LeagueUnlimited.com Players of the Match:
3 points - Damien Cook
2 points - David Klemmer
1 points - Toby Couchman

Storm edge past sloppy Titans

Justin Davies

Melbourne Storm won 28-16 against Gold Coast Titans in front of 13,509 fans at Robina Stadium.

The Storm did enough to bank two points in this game and cement themselves in the NRL top two. Doubles for Sualauvi Faalogo and Grant Anderson helped secure the win.

In the wet conditions, ball handling was paramount unless you are the Titans. Regan Campbell-Gillard popped an offload which found it's way to Jojo Fifita then inside to Jayden Campbell to score first.

Storm earned a penalty to get out of their own end and struck immediately. Ryan Papenhuyzen used his pace to poke through the line then flicks it wide to Sualauvi Faalogo who dives over in the corner.

The visitors would take the lead into half-time from an error. Despite playing some bizarro football, Faalogo showed his speed to scoop up an error from the Titans to make it 10-6.

Melbourne would extend their advantage to 10 just before half-time. Interchange wizard Tyran Wishart had a good solo effort, selling a dummy then stretching out for the four-pointer.

Titans needed to get off to a flyer in the second half. They didn't but scrapped well and reduced the deficit to six. Campbell unfurled the long pass for Phillip Sami to score in the corner for 16-10.

The Storm kept them at arm's length like a school bully off another error. Cam Munster pushed through a low kick and Grant Anderson was on the spot to touch down for the score.


This game showed us the true 12-point turnaround. Sam Verrills thought he had snuck over but the bunker ruled interference. Titans retained possession and one errant pass spelt their demise.

Anderson scooped up the ball, ran the required distance and got his second four-pointer of the game. Another conversion from Papenhuyzen extended the Storm lead out 18 points.

Titans refused to give up though, got it back from a short kick-off. They used the grubber to their advantage and it popped up right for Sami to collect his second of the game.



16 – 28



Gold Coast	16	-	28	Melbourne
Phillip SAMI	2	T	2	Grant ANDERSON
Jayden CAMPBELL			2	Sualauvi FA'ALOGO
				Tyran WISHART
Jayden CAMPBELL	2/3	G	4/5	Ryan PAPENHUYZEN
TEAMSHEETS				
Jayden CAMPBELL	7	FB	1	Ryan PAPENHUYZEN
Alofiana KHAN-PEREIRA	2	W	2	Sualauvi FA'ALOGO
Brian KELLY	3	C	19	Jack HOWARTH
Sosefo FIFITA	4	C	4	Nick MEANEY
Phillip SAMI	5	W	3	Grant ANDERSON
Kieran FORAN	14	FE	6	Cameron MUNSTER
Thomas WEAVER	21	HB	7	Jahrome HUGHES (c)
Jaimin JOLLIFFE	15	FR	8	Stefano UTOIKAMANU
Sam VERRILLS	9	HK	17	Bronson GARLICK
Reagan CAMPBELL-GILLARD	10	FR	10	Josh KING
Chris RANDALL	11	2R	11	Shawn BLORE
Beau FERMOR	12	2R	12	Eliesa KATO
Tino FA'ASUAMALEAUI (c)	13	L	15	Nelson ASOFA-SOLOMONA
Moeaki FOTUAIKA	8	B	13	Trent LOIERO
Klese HAAS	16	B	14	Tyran WISHART
Jacob ALICK	17	B	16	Tui KAMIKAMICA
Iszac FA'ASUAMALEAUI	19	B	18	Joe CHAN
Des HASLER		HC		Craig BELLAMY

Date: Sat, 31st May. Kickoff: 3:00 PM. Halftime: Melbourne 16-6. Penalties: Gold Coast 8-5. Referee: Zbigniew Przeklasa-Adamski. Crowd: 13,509.

LeagueUnlimited.com Players of the Match:
 3 points - Grant Anderson
 2 points - Jayden Campbell
 1 points - Jahrome Hughes

Cowboys avoid all time NRL choke as Tigers nearly steal miracle comeback

Josh Robertson

If there was ever a Rugby League Heimlich manoeuvre, then the North Queensland Cowboys needed it and used it as they nearly suffered one of the all time NRL chokes following their 32-28 victory over the Wests Tigers after leading 32-6.

The start was an even affair but the game changed after 15 minutes when the Tigers were reduced to 12 after Jarome Luai was given ten minutes in the Sin Bin after 3 successive infringements left referee Gerard Sutton no option. The Cowboys took an easy two points before just a minute later, John Bateman was able to cross.

Having the extra man advantage was valuable for the Cowboys who scored again when Jaxon Purdue scored after the Tigers discipline was non-existent again.

The Tigers then hit back when Starford To'a scored the Tigers first try of the night when he was able to cross out wide after on last tackle the visitors were able to keep the ball alive.

Things might've initially been looking up for the Tigers but they turned bad again when Adam Douiehi had his own 10 minute stint in the bin when he was ruled to have taken out a kick chaser on the way through. The Cowboys took advantage of the extra man on the stroke of halftime when Scott Drinkwater scored out wide although he tried to trick the refs for a few extra metres which wasn't successful.

Picking up where they left off in the first half, the Cowboys quickly scored two tries with the extra man when Jeremiah Nanai was given a contentious four-pointer after an initial on field decision of No Try from Gerard Sutton was overturned by Ashley Klein in the bunker. The Cowboys second try of the half was through Jaxson Paulo finding space out wide to score.

Things looked to be safe for the Cowboys when Tom Dearden strolled over on the hour mark to extend the lead to 32-6 for the hosts.

The safety net of the Cowboys lead quickly crumbled when Starford To'a had his second when a loose ball couldn't be cleaned up by the North Queenslanders and the Tigers had a second.

The worry started to come in as the Tigers quickly went into attacking mode in their own half as they scored two tries in three minutes with Heath Mason finishing off a play he started on his own line before Charlie Staines scored out wide.

Cowboys seemingly snuffed out the chances as they went into a rare attacking movement but the ball came back the other way as Starford To'a was only just denied his third before Jahream Bula scored. Adam Douiehi couldn't convert and the Tigers still trailed by four which they couldn't quite over come.

Next week, The Cowboys have a trip to Melbourne to take on the Storm whilst the Tigers head to the Commbank where they play host to the Panthers next Sunday afternoon.



32 – 28



North Qld	32	-	28	Wests Tigers
John BATEMAN		T	2	Starford TO'A
Tom DEARDEN				Jahream BULA
Scott DRINKWATER				Heath MASON
Jeremiah NANAI				Charlie STAINES
Jaxson PAULO				
Jaxon PURDUE				
Scott DRINKWATER	4/6	G	4/5	Adam DOUEIHI
Zac LAYBUTT	0/1			
		BIN		Adam DOUEIHI
				Jarome LUAI
TEAMSHEETS				
Scott DRINKWATER	1	FB	1	Jahream BULA
Robert DERBY	2	W	2	Sunia TURUVA
Zac LAYBUTT	3	C	3	Adam DOUEIHI
Viliami VAILEA	4	C	4	Starford TO'A
Jaxson PAULO	5	W	5	Charlie STAINES
Jaxon PURDUE	6	FE	6	Heath MASON
Tom DEARDEN (c)	7	HB	7	Jarome LUAI (c)
Jordan McLEAN	8	FR	8	Terrell MAY
Reece ROBSON	9	HK	9	Apisai KOROISAU
Sam McIntYRE	10	FR	10	Royce HUNT
John BATEMAN	11	2R	11	Samuela FAINU
Jeremiah NANAI	12	2R	12	Alex SEYFARTH
Reuben COTTER	13	L	13	Alex TWAL
Harrison EDWARDS	14	B	14	Brent NADEN
Kai O'DONNELL	15	B	15	Jack BIRD
Griffin NEAME	16	B	16	Sione FAINU
Coen HESS	17	B	17	Tanous SUKKAR
Todd PAYTEN		HC		Benji MARSHALL

Date: Sat, 31st May. Kickoff: 5:30 PM. Halftime: North Qld 18-6.
Penalties: 3-all. Referee: Gerard Sutton. Crowd: 17,470.

LeagueUnlimited.com Players of the Match:
3 points - Tom Dearden
2 points - Jaxson Paulo
1 points - Starford To'a

Sterling Sea Eagles bully brittle Broncos

Tim Costello

Manly have turned out a comprehensive performance on Saturday night to down Brisbane 34-6 in the Queensland side's first visit to Brookvale Oval in eleven years.

The Eagles had a few false starts with Clayton Faulalo denied twice in the first five minutes - once by the referee (forward pass) and once by the Bunker (grounding). But eventually the fill-in winger got the opening four-pointer of the night, pouncing on Jesse Arthars' missing a grubber through the line and grounding it thus.

Brisbane hit back at the 14th minute through five-eighth Ezra Mam and led 6-4 with Adam Reynolds' conversion.

Two tries between the 20th and 30th minutes surged Manly to a 16-6 lead, Faulalo's second from a superb cut-out pass to the right; then Nathan Brown chasing through a short-range kick to score under the sticks.

The hosts' authority on the contest was stamped most emphatically when Haumole Olakau'atu was on the end of a great piece of play with Tolu Koula providing him the last pass to give them a 22-6 lead at the break (Reuben Garrick converted 3/4 to the break).

The thirty minutes following halftime was uneventful for both sides, the scoreboard untroubled until Olakau'atu grabbed his second try of the day just after the 70th minute.

The hosts iced a commanding home performance with a 78th-minute try to centre Tolu Koula, and with Garrick's conversion sealed a 34-6 victory.



Manly	34	-	6	Brisbane
Clayton FAULALO	2	T		Ezra MAM
Haumole OLAKAU'ATU	2			
Nathan BROWN				
Toluta'u KOULA				
Reuben GARRICK	5/6	G	1/1	Adam REYNOLDS
TEAMSHEETS				
Lehi HOPOATE	1	FB	1	Jesse ARTHARS
Clayton FAULALO	18	W	2	Selwyn COBBO
Toluta'u KOULA	3	C	3	Kotoni STAGGS
Reuben GARRICK	4	C	4	Gehamat SHIBASAKI
Tommy TALAU	5	W	5	Deine MARINER
Luke BROOKS	6	FE	6	Ezra MAM
Daly CHERRY-EVANS (c)	7	HB	7	Adam REYNOLDS (c)
Ethan BULLEMOR	8	FR	8	Patrick CARRIGAN
Lachlan CROKER	14	HK	9	Cory PAIX
Josh ALOIAI	10	FR	10	Payne HAAS
Haumole OLAKAU'ATU	11	2R	11	Xavier WILLISON
Ben TRBOJEVIC	12	2R	12	Jordan RIKI
Jazz TEVAGA	13	L	13	Kobe HETHERINGTON
Jake SIMPKIN	9	B	14	Billy WALTERS
Corey WADDELL	15	B	15	Corey JENSEN
Nathan BROWN	16	B	16	Brendan PIAKURA
Matt LODGE	17	B	17	Benjamin TE KURA
Anthony SEIBOLD		HC		Michael MAGUIRE

Date: Sat, 31st May. Kickoff: 7:35 PM. Halftime: Manly 22-6.
Penalties: Manly 4-3. Referee: Adam Gee. Crowd: 17,375.

LeagueUnlimited.com Players of the Match:

3 points - Haumole Olakau'atu; 2 points - Luke Brooks; 1 points - Clayton Faulalo

Wahs the story (despite Johnston's glory)

Rob Crosby

Alex Johnston became only the second player in history to score 200 first grade tries, but it wasn't enough to get the South Sydney Rabbitohs over the line with the New Zealand Warriors prevailing 36-30.

In a contest where defence took a backseat to try-scoring heroics, the Warriors achieved back-to-back wins over the Rabbitohs for the first time since 2012 on a glorious Sunday afternoon attended by 16,237 supporters - the largest crowd between the two clubs at Accor Stadium.

The final result muted celebrations for Johnston, whose hat-trick saw him join Ken Irvine in exclusive company as the only players to score 200 tries in Australian Rugby League history.

Striking early after a successful captain's challenge inside the Rabbitohs' red zone, a cross field chip kick by Luke Metcalf allowed Dallin Watene-Zelezniak (4th minute) to soar through the air for his first try of the season.

The Rabbitohs responded minutes later after back-to-back penalties saw Keaon Koloamatangi (8th minute) continue his impressive form shifting from the edge to the middle by crashing through multiple defenders next to the posts.

Both sides were dealt a blow midway through the first half with Bayleigh Bentley-Hape putting his foot on the sideline prior to grounding the ball, while Mitchell Barnett was forced from the field with a knee injury that could put the NSW representative in doubt for State of Origin II.

An intercept saw the Rabbitohs turn defence into attack with Johnston (28th minute) racing the length of the field to score to the delight of the red and green faithful.

The Warriors finished the half with a flurry of four-pointers as Rocco Berry (32nd minute) pounced on a fortuitous grubber by Jackson Ford, before Charnze Nicoll-Klokstad (38th minute) touched down to send the visitors to the sheds ahead 14-12.

Continuing the scoring rush after the resumption of play with Leka Halasima (47th minute) and Metcalf (50th minute) punishing the Rabbitohs' errors, Roger Tuivasa-Sheck (54th minute) rounded out an explosive passage to put the Warriors up 30-12.

A spectacular cut-out pass from Latrell Mitchell kept the hosts in the contest with Johnston (58th minute) crossing for his second of the day; the dynamic duo combined again minutes later to write Johnston (62nd minute) into the history books and reduce the margin to a converted try.

Tuivasa-Sheck (73rd minute) collected his second try of the day to clinch the result despite the best efforts of Mitchell (76th minute), who exploded over to set up a thrilling finish that ultimately fell short for the hosts.

Next week, the Rabbitohs will travel to Canberra on Sunday afternoon to take on the Raiders, while the Warriors will face the Sharks on Saturday evening at Cronulla.



30 – 26



South Sydney	30	-	26	Warriors
Alex JOHNSTON	3	T	2	Roger TUIVASA-SHECK
Keaon KOLOAMATANGI				Rocco BERRY
Latrell MITCHELL				Selumiela HALASIMA
				Luke METCALF
				Charnze NICOLL-KLOKSTAD
				Dallin WATENE-ZELEZNIAK
Latrell MITCHELL	5/5	G	4/7	Luke METCALF
TEAMSHEETS				
Latrell MITCHELL (c)	1	FB	1	Charnze NICOLL-KLOKSTAD
Alex JOHNSTON	2	W	2	Dallin WATENE-ZELEZNIAK
Isaiah TASS	3	C	3	Adam POMPEY
Campbell GRAHAM	4	C	4	Rocco BERRY
Bayleigh BENTLEY-HAPE	5	W	5	Roger TUIVASA-SHECK
Jayden SULLIVAN	6	FE	6	Chanel HARRIS-TAVITA
Jamie HUMPHREYS	7	HB	7	Luke METCALF
Jai ARROW	8	FR	8	James FISHER-HARRIS (c)
Siliva HAVILI	9	HK	9	Wayde EGAN
Keaon KOLOAMATANGI	10	FR	10	Mitchell BARNETT
Euan AITKEN	11	2R	11	Kurt CAPEWELL
Tallis DUNCAN	12	2R	12	Marata NIUKORE
Lachlan HUBNER	13	L	13	Erin CLARK
Jye GRAY	14	B	14	Te Maire MARTIN
Sean KEPPIE	15	B	15	Selumiela HALASIMA
Davvy MOALE	16	B	16	Demitric VAIMAUGA
Tevita TATOLA	17	B	17	Jackson FORD
Wayne BENNETT		HC		Andrew WEBSTER

Date: Sun, 1st June. Kickoff: 2:00 PM. Halftime: Warriors 14-12.
Penalties: South Sydney 4-1. Referee: Wyatt Raymond. Crowd: 16,237.

LeagueUnlimited.com Players of the Match:

3 points - Charnze Nicoll-Klokstad
2 points - Luke Metcalf
1 points - Latrell Mitchell

Cleary's midas touch lifts Penrith off the bottom of the ladder

AJ Lucantonio

After playing a critical role in NSW's demolition of QLD, Nathan Cleary has lifted the Penrith Panthers off the bottom of the NRL ladder with several critical plays in Penrith's eight point victory over Parramatta at CommBank Stadium.

It was a match that both sides simply had to win and it had all the hallmarks of an instant classic, despite the lowly ladder positions of the two rivals.

Off the back of a run of ill-discipline. The Panthers were placed under immense pressure and it was an interchange of passing through the middle third that caught the premiers out. A beautiful short ball from Dylan Brown sent Sean Russell over for the first try of the evening inside the opening five minutes.

Penrith hit back after 17 minutes off the back of some consistent field position and punished Parramatta for their cheap errors. It was terrific deception from Nathan Cleary who linked up with Blaize Talagi who found Casey McLean who managed to beat the cover and score for the Panthers.

The rest of the first-half saw both sides present several scoring chances. The Eels went closest through Jack Williams after 27 minutes, when the Bunker denied a try thanks to an excellent cover tackle from Mitch Kenny. Penrith were poking through, but the final moment was just not executing for the hosts but still led by two at the sheds.

Parramatta started the second half, just the way they finished the first. The 'visitors' went down the left edge again and it was quick hands from Russell to Josh Addo-Carr who somehow got the ball down as he launched and somehow grounded it in the left corner. Despite stacking it as he went to kick the ball, Zac Lomax nailed the conversion from the touch-line.

Penrith were building into the arm-wrestle and after a late tackle ruck infringement from the Eels, the Panthers decided to strike. A move to the left edge saw Cleary and Talagi combine with McLean, who after scoring the first, set up the second with a deft kick for Tom Jenkins to score for the hosts. Cleary nails this from touch and the Panthers re-established a narrow lead.

The Eels were defending for their lives out there after Cleary nailed a 40/20 to give the Panthers much needed field position. The game was sealed beyond doubt after a beautiful bit of shape from Cleary. NSW's number one somehow picked it up from his boot laces and it was Brian To'o who goes over for the Panthers.



18 – 10



Penrith	18	-	10	Parramatta
Thomas JENKINS		T		Josh ADDO-CARR
Casey McLEAN				Sean RUSSELL
Brian TO'O				
Nathan CLEARY	3/3	G	1/2	Zac LOMAX
TEAMSHEETS				
Dylan EDWARDS	1	FB	1	Isaiah LONGI
Thomas JENKINS	2	W	2	Zac LOMAX
Izack TAGO	3	C	3	Sean RUSSELL
Casey McLEAN	4	C	4	Jordan SAMRANI
Brian TO'O	5	W	5	Josh ADDO-CARR
Blaize TALAGI	6	FE	6	Dylan BROWN
Nathan CLEARY (c)	7	HB	7	Mitchell MOSES (c)
Moses LEOTA	8	FR	8	Jack WILLIAMS
Mitch KENNY	9	HK	9	Ryley SMITH
Lindsay SMITH	10	FR	10	Junior PAULO
Scott SORENSEN	11	2R	15	Luca MORETTI
Liam MARTIN	12	2R	12	Kitione KAUTOGA
Isaiah YEO	13	L	13	J'maine HOPGOOD
Luke SOMMERTON	14	B	11	Kelma TUILAGI
Matt EISENHUTH	15	B	14	Dylan WALKER
Luron PATEA	16	B	16	Ryan MATTERSON
		B	17	Joash PAPALII
Ivan CLEARY		HC		Jason RYLES

Date: Sun, 1st June. Kickoff: 4:05 PM. Halftime: Penrith 6-4.
Penalties: Parramatta 7-4. Referee: Peter Gough. Crowd: 21,282.

LeagueUnlimited.com Players of the Match:
3 points - Nathan Cleary
2 points - Jack Williams
1 points - Casey McLean

Raiders leave it late to douse spicy Roosters

Rhys Sullivan



24 – 26



A Jamal Fogarty-less Raiders side has scored three tries in the final 20 minutes to overturn a halftime deficit and emerge 26-24 victors over the Roosters.

It didn't take the Roosters long to cross the stripe, with Mark Nawaqanitawase soaring above Savelio Tamale to grab the first try of the night after just four minutes. But some sloppy ball handling would give the Raiders early chances, although their efficient sets were not enough to crack the Roosters line for over half an hour.

Finally after 33 minutes the Raiders crossed through Xavier Savage. Right on half time it appeared they crossed again after an impromptu Simi Sasagi grubber triggered a chain reaction which saw the bench forward stroll over, but it was ruled Owen Pattie, one of several Raiders to touch the ball, was in front of the kicker and subsequently penalised. Just a minute later, James Tedesco strolled over at the other end, and what would have been an 8 or 10-6 lead for the Raiders at halftime instead became a 12-4 deficit.

But Canberra steeled early, and a Pattie 40/20 set up a try through an Ethan Strange grubber for Sasagi. But the Roosters pushed the lead even further minutes later when a James Tedesco line break resulted in Daniel Tupou streaking down the sideline, surrendering in the tackle, confirming with the referee he wasn't actually tackled and then putting the ball down for an 18-8 Roosters lead.

But the Raiders soon clicked into gear, first when a looping Savelio Tamale offload found Hudson Young to trim the lead to 4. Minutes later the Green Machine took the lead when a Pattie grubber ricochet perfectly for Joseph Tapine to plant it down. And with less than 10 minutes remaining, the game appeared to be sealed when Kaeo Weekes split the Roosters on a kick return before finding Strange in support to push the lead to 26-18.

A Rob Toia converted try minutes out from full time gave the potential for a grandstand finish, but the Roosters struggled for momentum in the final set before a Victor Radley error wrapped up a much needed win for Canberra.

Sydney	24	-	26	Canberra
Mark NAWAQANITAWASE		T		Simi SASAGI
James TEDESCO				Xavier SAVAGE
Robert TOIA				Ethan STRANGE
Daniel TUPOU				Joseph TAPINE
				Hudson YOUNG
Sandon SMITH	4/4	G	3/4	Ethan SANDERS
			0/1	Kaeo WEEKES
TEAMSHEETS				
James TEDESCO (c)	1	FB	1	Kaeo WEEKES
Daniel TUPOU	2	W	2	Savelio TAMALE
Billy SMITH	3	C	3	Matthew TIMOKO
Robert TOIA	4	C	4	Sebastian KRIS
Mark NAWAQANITAWASE	5	W	5	Xavier SAVAGE
Sandon SMITH	6	FE	6	Ethan STRANGE
Hugo SAVALA	7	HB	22	Ethan SANDERS
Lindsay COLLINS	8	FR	8	Corey HORSBURGH
Benaiah IOELU	20	HK	14	Danny LEVI
Salesi FOKETI	15	FR	10	Joseph TAPINE (c)
Angus CRICHTON	11	2R	11	Hudson YOUNG
Siuu WONG	12	2R	12	Zac HOSKING
Victor RADLEY	13	L	13	Morgan SMITHIES
Connor WATSON	9	B	9	Owen PATTIE
Spencer LENIU	10	B	15	Simi SASAGI
Blake STEEP	16	B	16	Josh PAPALII
Egan BUTCHER	17	B	17	Ata MARIOTA
Trent ROBINSON		HC		Ricky STUART

Date: Sun, 1st June. Kickoff: 6:15 PM. Halftime: Sydney 12-4. Penalties: Sydney 4-1. Referee: Ashley Klein. Crowd: 17,223.

LeagueUnlimited.com Players of the Match:

- 3 points - Owen Pattie
- 2 points - James Tedesco
- 1 points - Savelio Tamale

Queensland avoid whitewash as mistakes cost NSW

Josh Robertson

Queensland have avoided the unwanted whitewash as they pulled out a late 18-14 win over the New South Wales Blues in a scrappy contest in Newcastle.

Both New South Wales and Queensland had opening claims for points denied by the bunker, the Blues were denied when Jaime Chapman was bundled into touch before getting the ball to the ground. Queensland though were initially awarded their try by Belinda Sharpe before the bunker stepped in when the desperation from Sienna Lofipo wasn't enough when her fingers hit the dead ball line when trying to ground the ball.

The Maroons though did opening the scoring inside the opening ten minutes when Makenzie Weale barged over with pure strength to go through some soft defence. Lauren Brown converted to give the visitors a 6-0 lead.

A moment that both New South Wales and Isabelle Kelly in particular would want to forget will go down as one of the biggest brain fades when the NSW Captain went through untouched to score, or at least everyone thought until the bunker stepped in to show Kelly had not actually put ball to turf to ground it. The Blues got a reprieve minutes later when a Maroons error gave them the ball and Jess Sergis scored definitely getting the ball to the ground.

New South Wales took the lead inside the final ten minutes of the first half when Jesse Southwell pulled out one of the great origin passes to find the chest of Jayme Fressard to score and without the Southwell conversion, NSW only lead 8-6 at the break.

The game turned into a bit of a scrap, but it was Jocelyn Kelleher who added a bit of spark when she saw Ali Brigginsshaw overcommit in defence and Kelleher went from dummy half through a yawning gap to score. Southwell converted to give the Blues a 14-6 lead.

The momentum swung back to the Queenslanders after a forward pass out of dummy half from Keeley Davis gave Queensland field position and Romy Teitzel took advantage and scored. The perfect kicking game from Lauren Brown put the Maroons within two.

Momentum then looked like it flipped back to the Blues off the boot of Jesse Southwell but errors from NSW put themselves under pressure and inside the final five minutes Chelsea Lenarduzzi got her way over. Brown's third conversion gave the Maroons an 18-14 lead.

A last minute raid from the Blues wasn't good enough and the visitors took the 18-14 victory.



NSW	14	-	18	QLD
Jayme FRESSARD		T		Chelsea LENARDUZZI
Jocelyn KELLEHER				Romy TEITZEL
Jessica SERGIS				Makenzie WEALE
Jesse SOUTHWELL	1/3	G	3/3	Lauren BROWN
		BIN		Chelsea LENARDUZZI
TEAMSHEETS				
Abbi CHURCH	1	FB	1	Hayley MADDICK
Jaime CHAPMAN	2	W	2	Julia ROBINSON
Jessica SERGIS	3	C	3	Shenae CIESIOLKA
Isabelle KELLY (c)	4	C	19	Emily BASS
Jayme FRESSARD	5	W	5	Jasmine PETERS
Tiana PENITANI	6	FE	6	Tarryn AIKEN
Jesse SOUTHWELL	7	HB	7	Lauren BROWN
Simaima TAUFA	8	FR	8	Makenzie WEALE
Keeley DAVIS	9	HK	9	Destiny BRILL
Ellie JOHNSTON	10	FR	10	Jessika ELLISTON
Kezie APPS	11	2R	11	Sienna LOFIPO
Yasmin CLYDSDALE	12	2R	12	Romy TEITZEL
Olivia KERNICK	13	L	16	Chelsea LENARDUZZI
Jocelyn KELLEHER	14	B	13	Ali BRIGGINSHAW (c)
Kennedy CHERRINGTON	15	B	14	Georgia HANNAWAY
Sarah TOGATUKI	16	B	15	Sophie HOLYMAN
Emma VERRAN	17	B	17	Tavarna PAPALII
John STRANGE		HC		Tahnee NORRIS

Date: Thu, 29th May. Kickoff: 7:45 PM. Halftime: NSW (W) 8-6.
Penalties: NSW (W) 8-4. Referee: Belinda Sharpe. Crowd: 21,912.

LeagueUnlimited.com Players of the Match:
3 points - Makenzie Weale
2 points - Lauren Brown
1 points - Abbi Church

The 200 Club

Andrew Ferguson

Can Alex Johnston catch Ken Irvine?

In the 62nd minute of last weeks game between South Sydney and the Warriors, when Latrell Mitchell fired a beautiful long ball to Alex Johnston, who did enough despite the best efforts of the defence, to score in the corner, his third for the day and more notably, his 200th try in the NRL.

He became the second player to achieve the milestone since Ken Irvine achieved the feat in 1973.

Ken Irvine was an exceptionally fast winger. In 1963 he set the World Record for professional 100 yards sprint, at 9.3 seconds, a time which could've put him on the podium at the 1964 Olympics behind Gold medalist and world record holder Bob Hayes.

Irvine made his debut in Round 11, 1958 against Parramatta and played just 3 games in his debut year, however he had to wait until Round 1 the following year to score his first try. In fact he scored his first 4 tries in that game. By the end of 1959 he was the season's top try scorer with 19. He topped the list again in 1966, 1969 and 1970.

Alex Johnston on the other hand is quick, but he is a genuine top-class finisher. He has an uncanny ability to get himself across the line. He made his debut in 2014 and scored 21 tries in his debut season, claiming the top try scorer gong. He would achieve the feat again in 2020, 2021 and 2022, scoring 30 tries in each of 2021 and 2022, becoming the first player to score at least 30 tries in successive seasons.

After their first 140 games each, Ken Irvine had bolted away to 139 tries, while Johnston had scored 98. But over the next 91 games, Johnston scored 102 tries to Irvine's 68, almost drawing them level.

Last week, Alex Johnston played his 231st Premiership game, scoring his 200th try. When Ken Irvine had played 231 games he had a total of 207 tries.

Moving forward, Irvine finished with 212 tries from 238 games. While it's a big ask for Johnston, it's definitely not beyond his capabilities to score 12 tries in 7 games. Here's how Ken Irvine's try scoring tally grew in his last few games

- Game #232: 207 tries
- Game #233: 207
- Game #234: 210
- Game #235: 211
- Game #236: 212
- Game #237: 212
- Game #238: 212

So can Alex Johnston reach Irvine's mark of 212 tries in 238 games? Here's Souths Opponents in their next 7 games, along with Johnston's try scoring record against each side:

Canberra	Played 12, scored 9 tries
Canterbury	Played 18, scored 16 tries
Melbourne	Played 14, scored 13 tries
Dolphins	Played 2, scored 3 tries
Manly	Played 17, scored 15 tries
Penrith	Played 19, scored 13 tries
Cronulla	Played 11, scored 4 tries.

Despite the fact that the modern game has, on average, almost 6 tries per game more than games played in the 1960's, the fact Irvine scored 212 tries is remarkable.

With the try scoring honours spread more evenly and frequently across more players in the modern game, the fact that Alex Johnston has scored 200 tries is remarkable.

The fact that Irvine's record has stood for so long - even more so.

A few players have come close and looked like taking the title. There were two genuine contenders.

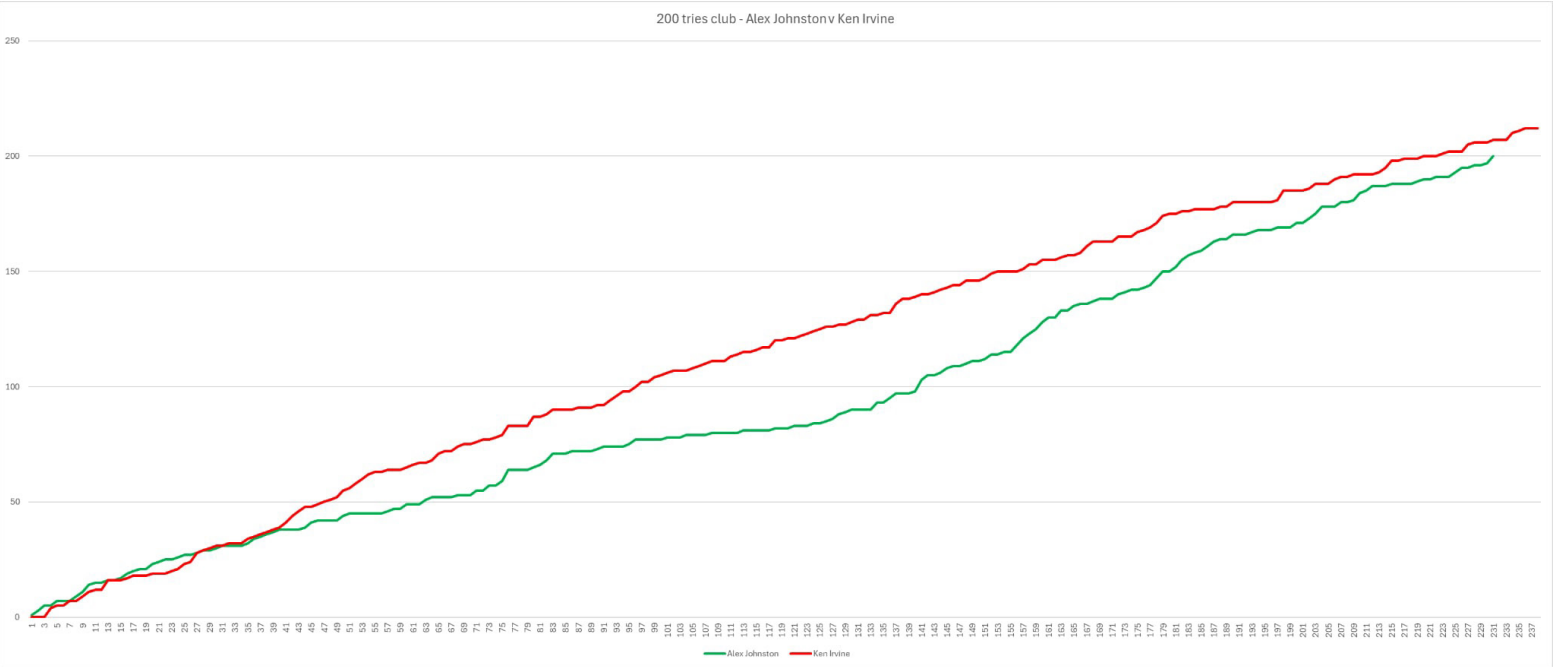
Billy Slater was at 170 tries at the end of 2014, but played 8 games over his next 2 seasons for just 2 tries. He played most of his last 2 seasons, crossing for another 18 tries, but for a player who scored between 10 and 20 tries in 11 of his first 12 years, had he remained fit in 2015 and 2016, he may well have scored enough tries to take the honours off Irvine.

Steve Menzies spent 5 seasons playing in the English Super League where he scored 28 tries for Bradford and 31 for Catalans. If he had've added those tries to the 180 he scored in the NRL, he would've cleared Irvine's total comfortably.

But if anyone is to take the record off Irvine it should absolutely be another winger and a genuinely brilliant one at that. Alex Johnston loves his footy, loves his club and loves scoring tries.



Image courtesy North Sydney Bears



Standings after Round 13

19 points - Luke Metcalf (Warriors)

16 points - James Tedesco (Roosters)

12 points - Isaiya Katoa (Dolphins), Terrell May (Wests Tigers), Payne Haas (Broncos/Blues)

11 points - Tom Dearden (Cowboys), Nathan Cleary (Panthers), Lachlan Galvin (Wests Tigers), Clinton Gutherson (Dragons)

10 points - Braydon Trindall (Sharks), Tino Fa'asuamaleaui (Titans)

9 points - Jye Gray (Rabbitohs), Ryan Papenhuyzen (Storm), Cameron Munster (Storm), Hudson Young (Raiders), Zac Lomax (Eels/Blues)

8 points - Adam Reynolds (Broncos), Keaon Koloamatangi (Rabbitohs), Max King (Bulldogs), Haumole Olakau'atu (Sea Eagles), Jacob Preston (Bulldogs), Erin Clark (Warriors), Corey Horsburgh (Raiders)

7 points - Jayden Campbell (Titans), Latrell Mitchell (Rabbitohs), Scott Drinkwater (Cowboys), Kalyn Ponga (Knights), Hamiso Tabuai-Fidow (Dolphins)

6 points - Stephen Crichton (Bulldogs), William Kennedy (Sharks), Charnze Nicoll-Klokstad (Warriors), Bradman Best (Knights), Savelio Tamale (Raiders), Viliame Kikau (Bulldogs)

5 points - Herbie Farnworth (Dolphins), Fletcher Sharpe (Knights), Patrick Carrigan (Broncos), Xavier Savage (Raiders), Daly Cherry-Evans (Sea Eagles), Kaeo Weekes (Raiders), Jack Williams (Eels), Mitchell Moses (Eels), Nicho Hynes (Sharks), Isaah Yeo (Panthers/Blues)

4 points - Xavier Coates (Storm), Lehi Hopoate (Sea Eagles), Siosua Taukeiaho (Sea Eagles), Joseph Tapine (Raiders), Eliesa Katoa (Storm), Ronaldo Mulitalo (Sharks), Apisai Koroisau (Wests Tigers), Jahream Bula (Wests Tigers), Sitili Tupouniua (Bulldogs), Connor Watson (Roosters), Wayde Egan (Warriors), Addin Fonua-Blake (Sharks), Xavier Willison (Broncos), Jamal Fogarty (Raiders), Tom Trbojevic (Sea Eagles)

3 points - Victor Radley (Roosters), Dean Hawkins (Eels), Damien Cook (Dragons), Owen Pattie (Raiders), Jahrome Hughes (Storm), Dylan Egan (Dragons), Ben Trbojevic (Sea Eagles), Grant Anderson (Storm), Jacob Kiraz (Bulldogs), Blaize Talagi (Panthers), Jacob Saifiti (Knights), Isaiah longi (Eels), Mitchell Barnett (Warriors), Sualauvi Faalogo (Storm), Billy Burns (Sharks), Sandon Smith (Roosters), Adam Doueihi (Wests Tigers), Matt Burton (Bulldogs), Dylan Edwards (Panthers), Blayke Brailey (Sharks), Dylan Brown (Eels), Tyrell Sloan (Dragons), Jaxon Purdue (Cowboys), Gehamat Shibasaki (Broncos), Shawn Blore (Storm), Jake Clifford (Cowboys), Reuben Garrick (Sea Eagles), Daniel Saifiti (Dolphins), Peter Mamouzelos (Rabbitohs), Briton Nikora (Sharks), Luke Brooks (Sea Eagles), Toby Sexton (Bulldogs)

2 points - Paul Alamoti (Panthers), Phillip Sami (Titans), Jamie Humphreys (Rabbitohs), Ali Leiataua (Warriors), Keano Kini (Titans), Robert Derby (Cowboys), Jake Simpkin (Sea Eagles), Jake Averillo (Dolphins), Corey Waddell (Sea Eagles), Ezra Mam (Broncos), David Klemmer (Dragons), Jaxson Paulo (Cowboys), Selwyn Cobbo (Broncos), Simi Sasagi (Raiders), Blake Steep (Roosters), Kurt Donoghoe (Dolphins), Joash Papali'i (Eels), Dylan Lucas (Knights), Beau Fermor (Titans), Luron Patea (Panthers), Josh Curran (Bulldogs), Jackson Ford (Warriors), Jack Wighton (Rabbitohs), Billy Smith (Roosters), Toby Couchman (Dragons), Bronson Xerri (Bulldogs), Starford To'a (Wests Tigers), Jesse Ramien (Sharks), Jacob Liddle (Dragons), Hugo Savala (Roosters), Kyle Flanagan (Dragons), Cory Paix (Broncos)

1 point - Roger Tuivasa-Sheck (Warriors), David Fifita (Titans), Harry Hayes (Bulldogs), Naufahu Whyte (Roosters), Tyson Gamble (Knights), John Bateman (Cowboys), Tom Gilbert (Dolphins), Campbell Graham (Rabbitohs), Casey McLean (Panthers), Sam Verrills (Titans), Clayton Faulalo (Sea Eagles), Connor Tracey (Bulldogs), Jeral Skelton (Wests Tigers), Jack Howarth (Storm), Samuel Stonestreet (Sharks), Thomas Cant (Knights), Tolutau Koula (Sea Eagles), Zac Hosking (Raiders), Ryley Smith (Eels), Francis Molo (Dolphins), Matt Nicholson (Raiders), Jamayne Isaako (Dolphins), Jason Taumalolo (Cowboys), Thomas Jenkins (Panthers), Josh Kerr (Dolphins), Adam Elliott (Knights), Moses Leota (Panthers), James Fisher-Harris (Warriors), Stefano Utoikamanu (Storm)



MATCH DETAILS

TV & Streaming: Nine Network, 9Now, Fox League (502), Kayo Sports
Radio: ABC Sport, SEN, Triple M
Live blog: LeagueUnlimited.com

																SCORE PROGRESSION																
1	2	3	4	5	6	7	8	9	10	11	12	13	14	15	16	PENALTIES	1	2	3	4	5	6	7	8	9	10	11	12	13	14	15	16
1	2	3	4	5	6	7	8	9	10	11	12	13	14	15	16	SCRUMS	1	2	3	4	5	6	7	8	9	10	11	12	13	14	15	16
1	2	3	4	5	6	7	8	9	10	11	12	13	14	15	16	SET RESTARTS	1	2	3	4	5	6	7	8	9	10	11	12	13	14	15	16

Head to head since 1988

	TOTAL	NEWCASTLE	MANLY	DRAWN
ALL MATCHES	60	23	36	1
MCD. JONES	27	16	11	0
WYATT RAYMOND	0	0	0	0

Last five clashes

YEAR	ROUND	RESULT	VENUE	CROWD
2022	Round 5	MANLY 30-6	McD. Jones	9472
2022	Round 18	MANLY 42-12	4 Pines	15896
2023	Round 5	DRAWN 32-32	Glen Willow	9024
2023	Round 13	NEWCASTLE 28-18	McD. Jones	20661
2024	Round 19	MANLY 44-6	4 Pines	17298

The thumpings

YEAR	ROUND	RESULT	VENUE	CROWD
2004	Round 16	NEWCASTLE 56-12	EnergyAustralia	17967
2004	Round 23	MANLY 48-10	Brookvale	10028
2024	Round 19	MANLY 44-6	4 Pines	17298

State of play: NRL 2025

	POS	PLAYED	BYES	W-L-D	FOR	AGAINST
NEWCASTLE	15TH	12	1	4-8-0	159	228
MANLY	7TH	12	1	6-6-0	292	246

Current form

	Round 11	Result	Round 12	Result	Round 13	Result
NEWCASTLE	PARRAMATTA	L 6-28	PENRITH	W 25-6	ST GEO ILLA	L 6-20
MANLY	NORTH QLD	W 24-6	PARRAMATTA	L 10-30	BRISBANE	W 34-6

Next few weeks

	Round 15	Round 16	Round 17	Round 18
NEWCASTLE	SYDNEY (H)	DOLPHINS (A)	CANBERRA (H)	(BYE)
MANLY	GOLD COAST (A)	(BYE)	W TIGERS (H)	SOUTHS (H)

Things to know

- Knights have lost their last 4 games at McDonald Jones by a combined score of 106-44
- Manly have won just 5 of their last 18 games at McDonald Jones Stadium (dating back to 1998)
- Dane Gagai needs three tries for 50 club tries for Newcastle

Visit [LeagueUnlimited.com](#) across the weekend for:
SQUAD UPDATE (19 players) **Wed 7:50pm AEST**
LATE MAIL (final teamlists) **Thu 6:50pm AEST**

Match stats courtesy of



Match preview

Andrew Ferguson

This time a month ago the Knights attack was entirely non-existent.

They were coming in to a match against Souths, having scored just 36 points in their past 5 NRL games. Then they came out and scored 30 against the Bunnies. The following week they lost to the Titans, but registered 20 points. It seemed like they finally figured out how to score points.

Then they were dominated by the bottom of the table Eels 28-6 before beating the woefully out of sorts Panthers 25-6. Maybe the Eels game was a hiccup? Last week though their attack was dreadful yet again, as they lost 20-6 against the inconsistent Dragons.

Last week confirmed that any time the Knights score more than 2 tries, it's a fluke. They have the dulltest attack the modern game can dish up. Ruck runs and a kick to the corner. Sometimes they mix it up by just having a full set of one-outs or the occasional slow backline movement to stationary players with no extra man advantage.

It makes one wonder how a man who was a part of the coaching machine within the attacking juggernaut that is the Melbourne Storm, can have so much trouble getting his side to score points.

Manly on the other hand are an inconsistent mob, but one thing they aren't struggling with is scoring points. They've scored 133 points more than the Knights after just 12 games already. Manly have scored 168 points in their last 8 NRL games, winning only 3 of them. Hardly impressive. It would appear that the saga around their halfback stalwart Daly Cherry-Evans has had somewhat of an impact on performance. DCE struggled in Origin I, but for Manly he's been solid. Manly have looked better when he's on the field, but at the same time, he's not exactly playing at his usual consistent high quality.

Manly's running game up front is very strong, but this is the one area where the Knights do perform better than nearly every other side. The Knights discipline with the ball in hand is the worst in the competition, hence their inability to score points. The Knights are also one of the worst teams in the NRL for missed and incomplete tackles. The Knights are ripe for the picking here, Manly just need to turn up with some intent – which is half their battle.

Who to watch: Fletcher Sharpe has been a strong ball runner in recent weeks, covering both fullback and five-eighth duties. With Origin star Kalyn Ponga returning to the fullback role, Sharpe is set to return to the halves which could see the Knights attack improve notably. The powerful running winger Greg Marzhew will likely return for this game, adding some much needed x-factor to the Knights backline attack.

Lehi Hopoate has been a revelation for the Sea-Eagles this year on the wing and filling in at fullback, the latter of which he is expected to do again this weekend. Expect him to have a big game if the Knights pedestrian attack fails to put him under any pressure. Jake Trbojevic is also set to return for Manly, bolstering their middle immensely, helping to nullify the Knights one great strength in attack.

Favourite: Manly are the clear favourites in this game. Despite having won just 5 of their last 18 games at McDonald Jones stadium, the Knights have lost all of their last 4 games at their home ground.

My tip: Manly to score points. Knights to bore us all to sleep. **Sea Eagles by 20.**

LOWER GRADES	
NEWCASTLE	MANLY
NSW Cup v Manly, McDonald Jones Stadium, Thursday, 5:20pm <u>Jersey Flegg</u> v Manly, Newcastle Knights Centre of Excellence, Saturday, 1:00pm	NSW Cup v Newcastle, McDonald Jones Stadium, Thursday, 5:20pm <u>Jersey Flegg</u> v Newcastle, Newcastle Knights Centre of Excellence, Saturday, 1:00pm

MATCH DETAILS

																SCORE PROGRESSION																
1	2	3	4	5	6	7	8	9	10	11	12	13	14	15	16	PENALTIES	1	2	3	4	5	6	7	8	9	10	11	12	13	14	15	16
1	2	3	4	5	6	7	8	9	10	11	12	13	14	15	16	SCRUMS	1	2	3	4	5	6	7	8	9	10	11	12	13	14	15	16
1	2	3	4	5	6	7	8	9	10	11	12	13	14	15	16	SET RESTARTS	1	2	3	4	5	6	7	8	9	10	11	12	13	14	15	16

Head to head since 1998

	TOTAL	MELBOURNE	NORTH QLD	DRAWN
ALL MATCHES	45	32	13	0
AAMI	8	6	2	0
GRANT ATKINS	5	3	2	0

Last five clashes

YEAR	ROUND	RESULT	VENUE	CROWD
2020	Round 18	MELBOURNE 36-20	Sunshine Coast	4056
2021	Round 19	MELBOURNE 20-16	QLD C. Bank	14924
2022	Round 11	NORTH QLD 36-6	QLD C. Bank	22728
2023	Round 14	NORTH QLD 45-20	QLD C. Bank	18867
2024	Round 26	NORTH QLD 38-30	QLD C. Bank	20787

The thumpings

YEAR	ROUND	RESULT	VENUE	CROWD
2006	Round 3	NORTH QLD 40-8	Dairy Farmers	21346
2007	Round 14	MELBOURNE 58-12	Dairy Farmers	20023
2010	Round 15	MELBOURNE 58-12	AAMI	10661

State of play: NRL 2025

	POS	PLAYED	BYES	W-L-D	FOR	AGAINST
MELBOURNE	4TH	11	2	7-4-0	366	219
NORTH QLD	6TH	11	2	5-5-1	260	288

Current form

	Round 11	Result	Round 12	Result	Round 13	Result
MELBOURNE	W TIGERS	W 64-0	CRONULLA	L 26-31	GOLD COAST	W 28-16
NORTH QLD	PENRITH	D 30-30	MANLY	L 6-24	W TIGERS	W 32-28

Next few weeks

	Round 15	Round 16	Round 17	Round 18
MELBOURNE	(BYE)	SOUTHS (A)	CRONULLA (H)	NORTH QLD (A)
NORTH QLD	DOLPHINS (H)	SYDNEY (A)	GOLD COAST (A)	MELBOURNE (H)

Things to know

- Cowboys have won their last 3 games against the Storm, by an average score of 39.6 to 18.6
- Cowboys have never won 4 straight games against the Storm.
- Melbourne have won 13 of their 16 games against the Cowboys that were played in Melbourne (since 2000)

Visit [LeagueUnlimited.com](#) across the weekend for:
SQUAD UPDATE (19 players) Thu 6pm AEST
LATE MAIL (final teamlists) Fri 5pm AEST

Match stats courtesy of



Match preview

Kelly Hollis

A Friday night blockbuster at AAMI Park sees the Melbourne Storm host the North Queensland Cowboys in what looms as a pivotal clash just two days before the Queensland Origin team is named.

With a host of Maroons hopefuls on display, both sides will be desperate to impress under the Friday night lights.

While the Cowboys have had the wood over the Storm recently—winning their last three encounters by an average scoreline of 39.6 to 18.6—they’ve never managed four straight wins against Melbourne.

History is also firmly against them when playing in the Victorian capital, with the Storm winning 13 of their last 16 home games against North Queensland since 2000.

Melbourne return home after a scrappy but important 28-16 win over the Gold Coast Titans. Despite some poor attacking decisions, the class of the Storm shone through late, with doubles to Grant Anderson and Sua Faalogo helping them secure their seventh win of the season.

They now sit second on the ladder and are undefeated at AAMI Park in 2025, with five wins from five starts.

Coach Craig Bellamy welcomes back key Origin stars Harry Grant and Xavier Coates, while Alec MacDonald is a chance to return via the bench.

The Cowboys, meanwhile, are coming off a heart-racing win over the Wests Tigers—a match they very nearly let slip. After leading 32-6 with just over 20 minutes to play, North Queensland almost conceded the biggest comeback in premiership history before hanging on 32-28.

That win ended a three-game skid and pushed them into sixth spot on the ladder, but they now face a tough road trip, having not played away from home since Round 9.

Todd Payten has named an unchanged 17, including Reece Robson, who remains under an injury cloud after finishing last week’s game with hamstring tightness.

Who to watch: Storm fullback, Ryan Papenhuyzen, has turned AAMI Park into his personal playground this year, crossing for eight tries in just five appearances at the venue. His speed and footwork will be vital against a Cowboys side that has leaked 288 points this season.

For the Cowboys, Jeremiah Nanai looms as the danger man—he has an uncanny knack for scoring against the Storm, with four tries in their last three meetings.

Favourite: The Melbourne Storm are the clear favourites heading into this clash.

My tip: The Cowboys have shown signs of life and will be buoyed by their recent form, but Melbourne’s dominance at home and their attacking prowess make them hard to tip against, especially with their Origin stars back. **Storm by 12.**

LOWER GRADES	
MELBOURNE	NORTH QUEENSLAND
NSW Cup (North Sydney) v Penrith, North Sydney Oval, Sunday, 5:00pm Jersey Flegg v Penrith, AAMI Park, Friday, 3:30pm Hostplus Cup (Sunshine Coast) v Central Qld Capras (DOL), Sunshine Coast, Saturday, 5:00pm Hostplus Cup (Brisbane Tigers) v Norths Devils (DOL), Totally Workwear Stadium, Sunday, 3:00pm	Hostplus Cup (Mackay) v Ipswich Jets (GLD), BB Print Stadium, Saturday, 3:30pm Hostplus Cup (Northern Pride) v Souths Logan Magpies (BRI), Barlow Park, Saturday, 5:30pm U20 NRLQ Series: v Dolphins, Townsville Sports Reserve, Saturday, 1:30pm



MATCH DETAILS

TV & Streaming: Nine Network, 9Now, Fox League (502), Kayo Sports
Radio: ABC Sport, Triple M, Nine Radio
Live blog: LeagueUnlimited.com

																SCORE PROGRESSION																
1	2	3	4	5	6	7	8	9	10	11	12	13	14	15	16	PENALTIES	1	2	3	4	5	6	7	8	9	10	11	12	13	14	15	16
1	2	3	4	5	6	7	8	9	10	11	12	13	14	15	16	SCRUMS	1	2	3	4	5	6	7	8	9	10	11	12	13	14	15	16
1	2	3	4	5	6	7	8	9	10	11	12	13	14	15	16	SET RESTARTS	1	2	3	4	5	6	7	8	9	10	11	12	13	14	15	16

Head to head since 2023

	TOTAL	DOLPHINS	ST GEO ILLA	DRAWN
ALL MATCHES	4	2	2	0
SUNCORP	0	0	0	
ADAM GEE	2	1	1	0

Last four clashes

YEAR	ROUND	RESULT	VENUE	CROWD
2023	Round 5	ST GEO ILLA 38-12	WIN	16472
2023	Round 13	DOLPHINS 26-12	Kayo	10047
2024	Round 2	DOLPHINS 38-0	Kayo	10011
2024	Round 17	ST GEO ILLA 26-6	Netstrata	8052

The thumpings

YEAR	ROUND	RESULT	VENUE	CROWD
2023	Round 5	ST GEO ILLA 38-12	WIN	16472
2024	Round 2	DOLPHINS 38-0	Kayo	10011

State of play: NRL 2025

	POS	PLAYED	BYES	W-L-D	FOR	AGAINST
DOLPHINS	10TH	12	1	5-7-0	294	252
ST GEO ILLA	8TH	11	2	5-6-0	248	245

Current form

	Round 11	Result	Round 12	Result	Round 13	Result
DOLPHINS	WARRIORS	L 12-16	CANTERBURY	W 44-8	BYE	-
ST GEO ILLA	BRISBANE	W 30-26	BYE	-	NEWCASTLE	W 20-6

Next few weeks

	Round 15	Round 16	Round 17	Round 18
DOLPHINS	NORTH QLD (A)	NEWCASTLE (H)	SOUTHS (H)	BYE
ST GEO ILLA	CRONULLA (A)	BYE	PARRAMATTA (H)	CANBERRA (A)

Things to know

- Dolphins have scored an average of 29.75 points per game across their last 8 NRL matches (5 of which they won)
- Dragons have won just 6 of their last 25 games at Suncorp Stadium (Since 2009 finals series) – and 6 of their last 27 games in Brisbane (if you include Redcliffe as a part of Brisbane)
- Herbie Farnworth (Dolphins) needs three tries for 50 NRL tries

Visit [LeagueUnlimited.com](#) across the weekend for:
SQUAD UPDATE (19 players) **Thu 8pm AEST**
LATE MAIL (final teamlists) **Fri 7pm AEST**

Match stats courtesy of

RUGBY LEAGUE
project

Match preview

Josh Robertson

Friday night NRL action heads to Suncorp Stadium as the Dolphins look to continue winning form after their bye as they take on the St George Illawarra Dragons who themselves are looking to continue their own winning form.

Coming into the contest sitting in tenth spot, the Dolphins have had a mixed sort of season as they sit in 10th spot on the ladder with five wins from their 12 games this season. The Dolphins have mixed their form throughout the year which saw a three-game winning streak between rounds 5, 6 & 7 with wins over the Titans, Panthers & Storm before mixing their form between wins and losses including their last start big win over the Bulldogs.

The last start performance from the Dolphins was one of their most impressive to date as they ran out 44-8 winners over the top of the table Bulldogs. Despite the Bulldogs missing a number of key players and the game being played in torrential rain, the Dolphins control of the ball was a big asset especially in that dominant second half effort running in 30 unanswered points.

The Dolphins welcome back Hamiso Tabuai-Fidow from Origin duty with Jake Averillo going back to the centre whilst Max Feagai moves back to the reserves. The hosts could also welcome back Jeremy Marshall-King and Max Plath from injury with the pair named in the reserves.

Sitting on the edge of the top 8, The Dragons haven't been convincing many people that they are a true finals contender in 2025. The Red 'V' have had both their byes which push them up above the Dolphins on the ladder as both sides have five wins heading into the contest.

Last week, the St George Illawarra Dragons picked up an important victory with their impressive 20-6 win over the Newcastle Knights. Although picking up almost all their points in the first half, the defence was a strong asset for the Red 'V' which has been an issue at the time. The win though for the Dragons was a boost after their win against the Broncos prior to the bye.

Victory last week wasn't all good for the Red 'V' as Jaydn Su'a picked up an ankle injury. The change sees Luciano Leilua come into the starting side whilst with Raymond Faitala-Mariner coming onto the bench. The Dragons will also welcome back Christian Tuipulotu after his return was delayed a week.

Who to watch: Having a quiet game in Origin, Hamiso Tabuai-Fidow has made it clear that he wants to come back into the Origin frame off the back of a win for the Dolphins. The Hammer at times has been quiet which has been a bit of an issue for the Dolphins. If the Hammer brings a 10/10 performance the Dragons will find it hard.

Dragons halfback Lykhan King-Togia is one of the most exciting young talents in the game and coming up against Isaiya Katoa. King-Togia since coming into the side has been an exciting talent and his performances will need to be important controlling the game especially in a side that has been inconsistent.

Favourite: Dolphins are favourites.

My tip: It's hard to go past the Dolphins at home. Both sides are too hard to predict at the best of times but the Dolphins potentially getting a number of key players back should put them in good stead against a Dragons side that is inconsistent. The game is going to be a tight one but I think the Dolphins win in a close one. **Dolphins by 6.**


LOWER GRADES	
DOLPHINS	ST GEORGE ILLAWARRA
Hostplus Cup (Central Qld Capras) v Sunshine Coast (MEL), Sunshine Coast, Saturday, 5:00pm Hostplus Cup (Norths Devils) v Brisbane Tigers (MEL), Totally Workwear Stadium, Sunday, 3:00pm Hostplus Cup (Redcliffe) v PNG Hunters, Santos National Football Stadium, Sunday, 3:00pm U20 NRLQ Series v North Queensland, Townsville Sports Reserve, Saturday, 1:30pm	NSW Cup BYE Jersey Flegg v Kaiviti Silktails, Collegians Sports Complex, Saturday, 2:00pm



Cronulla-Sutherland Sharks



Warriors



Age	P	T	G	FG	Pts							Age	P	T	G	FG	Pts
28	12	4	-	-	16	William KENNEDY	1	FULLBACK	1	Charnze NICOLL-KLOKSTAD		29	11	1	-	-	4
27	-	-	-	-	-	Sione KATOAA	2	WING	2	Dallin WATENE-ZELEZNIAK		29	4	1	-	-	4
28	12	1	-	-	4	Jesse RAMIEN	3	CENTRE	3	Adam POMPEY		26	12	4	-	-	16
25	8	9	-	-	36	KL IRO	4	CENTRE	4	Kurt CAPEWELL		31	12	2	-	-	8
26	5	3	-	-	12	Mawene HIROTI	5	WING	5	Roger TUIVASA-SHECK		32	6	5	-	-	20
25	12	2	3	2	16	Braydon TRINDALL	6	FIVE-EIGHTH	6	Chanel HARRIS-TAVITA		26	12	3	-	-	12
28	12	1	38	-	80	Nicho HYNES	7	HALFBACK	7	Luke METCALF		26	12	8	34	1	101
29	12	4	-	-	16	Addin FONUA-BLAKE	8	FRONT ROW	8	James FISHER-HARRIS		29	7	-	-	-	-
26	12	-	-	-	-	Blayke BRAILEY	9	HOOKER	9	Wayde EGAN		28	12	2	-	-	8
25	12	1	-	-	4	Oregon KAUFUSI	10	FRONT ROW	10	Jackson FORD		27	11	2	-	-	8
27	12	6	-	-	24	Briton NIKORA	11	SECOND ROW	11	Selumuela HALASIMA		19	12	4	-	-	16
25	6	1	-	-	4	Teig WILTON	12	SECOND ROW	12	Marata NIUKORE		28	12	3	-	-	12
31	12	2	-	-	8	Cameron McINNES	13	LOCK	13	Erin CLARK		27	12	-	-	-	-
24	11	2	-	-	8	Daniel ATKINSON	14	INTERCHANGE	14	Te Maire MARTIN		29	5	-	-	-	-
23	4	-	-	-	-	Jesse COLQUHOUN	15		15	Jacob LABAN		21	5	1	-	-	4
28	10	-	-	-	-	Siosifa TALAKAI	16		16	Demitric VAIMAUGA		21	12	-	-	-	-
30	7	-	-	-	-	Braden HAMLIN-UELE	17		17	Tanner STOWERS-SMITH		21	1	-	-	-	-
26	6	1	-	-	4	Billy BURNS	18	RESERVES	18	Tom ALE		26	-	-	-	-	-
23	5	-	-	-	-	Tuku HAU TAPUHA	19		20	Samuel HEALEY		22	1	-	-	-	-
22	-	-	-	-	-	Hohepa PURU	20		21	Tanah BOYD		24	-	-	-	-	-
29	-	-	-	-	-	Jayden BERRELL	21		22	Ali LEIATAUA		22	8	3	-	-	12
23	-	-	-	-	-	Niwhai PURU	22		23	Taine TUAUPIKI		25	9	2	1	-	10
47	90	-	-	-	-	Craig FITZGIBBON		COACHES		Andrew WEBSTER		43	66	-	-	-	-

MATCH DETAILS

Venue	Sharks Stadium (Endeavour Field)	Peter GOUGH	Referee	
Where	Dharawal Woollooware, NSW	Belinda SHARPE, Michael WISE	Touch Judges	
When	Saturday 7 June 2025 5:30pm AEST	Chris BUTLER	NRL Bunker	
TV & Streaming: Fox League (502), Kayo Sports Radio: ABC Sport, SEN, Triple M Live blog: LeagueUnlimited.com				

																SCORE PROGRESSION																	
1	2	3	4	5	6	7	8	9	10	11	12	13	14	15	16	PENALTIES	1	2	3	4	5	6	7	8	9	10	11	12	13	14	15	16	
1	2	3	4	5	6	7	8	9	10	11	12	13	14	15	16	SCRUMS	1	2	3	4	5	6	7	8	9	10	11	12	13	14	15	16	
1	2	3	4	5	6	7	8	9	10	11	12	13	14	15	16	SET RESTARTS	1	2	3	4	5	6	7	8	9	10	11	12	13	14	15	16	

Head to head since 1995

	TOTAL	CRONULLA	WARRIORS	DRAWN
ALL MATCHES	50	29	21	0
SHARKS	21	14	7	0
PETER GOUGH	1	1	0	0

Last five clashes

YEAR	ROUND	RESULT	VENUE	CROWD
2022	Round 14	CRONULLA 38-16	Moreton Daily	3560
2023	Round 5	WARRIORS 32-30	Pointsbet	10878
2023	Round 20	WARRIORS 44-12	Go Media	24012
2024	Round 1	CRONULLA 16-12	Go Media	24076
2024	Round 26	WARRIORS 30-28	Sharks	12637

The thumpings

YEAR	ROUND	RESULT	VENUE	CROWD
2012	Round 22	CRONULLA 45-4	Mt Smart	13812
2023	Round 20	WARRIORS 44-12	Go Media	24012

State of play: NRL 2025

	POS	PLAYED	BYES	W-L-D	FOR	AGAINST
CRONULLA	5TH	12	1	7-5-0	292	248
WARRIORS	3RD	12	1	9-3-0	251	246

Current form

	Round 11	Result	Round 12	Result	Round 13	Result
CRONULLA	MELBOURNE	W 31-26	SYDNEY	L 16-42	BYE	-
WARRIORS	DOLPHINS	W 16-12	CANBERRA	L 10-16	SOUTHS	W 36-30

Next few weeks

	Round 15	Round 16	Round 17	Round 18
CRONULLA	ST GEO ILLA (H)	BRISBANE (A)	MELBOURNE (A)	BYE
WARRIORS	BYE	PENRITH (H)	BRISBANE (A)	BYE

Things to know

- Sharks have won 16 of their last 23 games against the Warriors (Since 2012)
- The last 2 games between these sides at Sharks Stadium has seen the Warriors win by 2 points in almost identical scorelines (32-30 in 2023 and 30-28 in 2024)
- William Kennedy (Cronulla) needs three tries for 50 NRL tries, Briton Nikora needs 1
- Blayke Brailey (Cronulla) will play his 150th NRL game

Visit [LeagueUnlimited.com](#) across the weekend for:
SQUAD UPDATE (19 players) **Fri 5:30pm AEST**
LATE MAIL (final teamlists) **Sat 4:30pm AEST**

Match stats courtesy of



Match preview

AJ Lucantonio

Top Four hopefuls duel it off for premiership supremacy

The Cronulla Sharks will be out for revenge following their bye week when they take on the rejuvenated New Zealand Warriors at Sharks Stadium on Saturday night.

The Sharks were downright disappointing in their last effort against an understrength Roosters side, with ill-discipline and costly errors proving to be their demise in Gosford. It's an effort coach Craig Fitzgibbon would be rightly furious with after a strong start to the season. The emphasis over the bye week would be to right the wrongs of their last performance and start with energy against a Warriors side that will be up for this.

The key is to win the middle. Even with the sad loss of Mitch Barnett (ACL rupture), the Warriors still have a very strong forward pack and will be up for the battle. Addin Fonua-Blake will need to win his positional battle against James Fisher-Harris for the hosts to feel any sort of control. The halves will need to control the game and go after the Warriors' edges just like Latrell Mitchell did in the second half last week against the New Zealand-based side. If not and they play one-dimensional, the Warriors will find them out eventually.

Onto team news, Sione Katoa comes onto the wing for the first time in 2025 in place of the suspended Ronaldo Mulitalo. Mawene Hiroti is retained on the wing. Teig Wilton returns from injury onto the edge which pushes Billy Burns out of the side.

For the visitors, they have been the success story of the 2025 NRL season. After a horror show in Las Vegas, the Warriors have rebounded nicely to be one of the stories of the season thus far. Luke Metcalf has answered the call, replacing Shaun Johnson with attacking flair that rivals the Kiwi maestro on a perfect day. Their pack has also been brilliant, but faces a major test for the remainder of the season.

To beat the Sharks, they have to prove once again, they can do it without a forward leader. The loss of Barnett is a cruel one, he held the pack together when Fisher-Harris was out earlier in the season. Now, the pressure turns back to their captain, as well as the likes of Erin Clark and Marata Niukore. Also, the leadership of Chanze Nicol-Klokstad has been a feature of this season. Despite rumours linking him to Super League, CNK has been regularly one of the Warriors' best throughout the season, with a career high 330 metres on Sunday.

Jackson Ford will start the game after Mitch Barnett suffered a season-ending ACL injury against Souths. Hard-running back-rower Leka Halasima has been promoted to the starting side so Kurt Capewell moves to centre and Rocco Berry is out. Jacob Laban and Tanner Stowers-Smith are the new faces on the bench.

Who to watch: Despite missing a portion of the injury, the try-scoring run of KL Iro is one to uphold. Iro is a damaging ball runner with explosive capabilities to break a game open. With Kurt Capewell lining up opposite him, Iro could have a field day against the makeshift centre and continue on his epic scoring run of late.

With the absence of Barnett, the weight of expectation on Erin Clark grows bigger with every appearance. Clark is an absolute weapon in the middle and it's hard to fathom why the Titans let him go in the first place. However, his work rate would need to continue on his career highs to date, given the Barnett injury and the weight of expectation now surrounding the Warriors pack.

Favourite: The Sharks are slight favourites with the punters, but the Warriors did pip the hosts at Shark Park last year in SJ's last dance.

My tip: This game is a real toss of the coin; you can make mounting cases for why both sides should win this game. But I think the Warriors pack will have a point to prove that they can continue winning without their forward leaders, as they have done throughout the season. They've only really been outpointed by Melbourne and Canberra this season so I expect this one to go down to the wire after the way Cronulla played in their last fixture. **Warriors by 4.**

LOWER GRADES	
CRONULLA	WARRIORS
NSW Cup (Newtown) v Warriors, Henson Park, Saturday, 3:00pm Jersey Flegg v Warriors, Sharks Stadium, Saturday, 3:05pm	NSW Cup v Newtown (CRO), Henson Park, Saturday, 3:00pm Jersey Flegg v Cronulla, Sharks Stadium, Saturday, 3:05pm



Age											P											T											G											FG											Pts										
22	7	3	5	-	22	Reece WALSH	1	FULLBACK	1	Jayden CAMPBELL	25	8	3	27	-	66																																																	
23	12	5	3	-	26	Selwyn COBBO	2	WING	2	Alofiana KHAN-PEREIRA	23	6	3	-	-	12																																																	
26	9	2	-	-	8	Kotoni STAGGS	3	CENTRE	3	Brian KELLY	29	10	2	1	-	10																																																	
26	12	6	-	-	24	Gehamat SHIBASAKI	4	CENTRE	4	Phillip SAMI	27	11	8	-	-	32																																																	
26	12	11	-	-	44	Jesse ARTHARS	5	WING	5	Allan FITZGIBBON	26	2	1	-	-	4																																																	
22	2	2	-	-	8	Ezra MAM	6	FIVE-EIGHTH	6	Kieran FORAN	34	2	-	-	-	-																																																	
34	12	3	40	1	94	Adam REYNOLDS	7	HALFBACK	7	Thomas WEAVER	22	4	-	5	-	10																																																	
31	12	-	-	-	-	Corey JENSEN	8	FRONT ROW	8	Moeaki FOTUAIKA	25	11	1	-	-	4																																																	
25	12	2	-	-	8	Cory PAIX	9	HOOKER	9	Sean MULLANY	25	1	-	-	-	-																																																	
25	12	1	-	-	4	Payne HAAS	10	FRONT ROW	10	Reagan CAMPBELL-GILLARD	31	11	-	-	-	-																																																	
23	10	-	-	-	-	Brendan PIAKURA	11	SECOND ROW	11	Chris RANDALL	29	11	-	-	-	-																																																	
25	9	1	-	-	4	Jordan RIKI	12	SECOND ROW	12	Beau FERMOR	26	11	5	-	-	20																																																	
27	12	-	-	-	-	Patrick CARRIGAN	13	LOCK	13	Tino FA'ASUAMALEAUI	25	10	2	-	-	8																																																	
31	12	3	-	-	12	Billy WALTERS	14	INTERCHANGE	14	Klese HAAS	23	9	-	-	-	-																																																	
26	12	-	-	-	-	Kobe HETHERINGTON	15		15	Jaimin JOLLIFFE	28	7	-	-	-	-																																																	
22	12	3	-	-	12	Xavier WILLISON	16		16	Jacob ALICK	25	1	-	-	-	-																																																	
21	1	-	-	-	-	Benjamin TE KURA	17		17	Arama HAU	20	6	-	-	-	-																																																	
25	2	-	-	-	-	Tyson SMOOTHY	18	RESERVES	18	AJ BRIMSON	26	10	7	-	-	28																																																	
22	8	3	-	-	12	Deine MARINER	19		19	Joshua PATSTON	26	-	-	-	-	-																																																	
23	-	-	-	-	-	Josiah KARAPANI	20		20	Iszac FA'ASUAMALEAUI	23	4	-	-	-	-																																																	
26	5	-	-	-	-	Jaiyden HUNT	21		21	Tukimihia SIMPKINS	23	-	-	-	-	-																																																	
21	-	-	-	-	-	Blake MOZER	22		22	Ryan FORAN	-	-	-	-	-	-																																																	
51	245	-	-	-	-	Michael MAGUIRE		COACHES		Des HASLER	64	493	-	-	-	-																																																	

MATCH DETAILS

Venue	Suncorp Stadium (Brisbane Stadium / Lang Park)	Ashley KLEIN	Referee	
Where	Yuggera-Turrbal Milton, Brisbane QLD	Kieren IRONS, Wyatt RAYMOND	Touch Judges	
When	Saturday 7 June 2025 7:35pm AEST	Liam KENNEDY	NRL Bunker	
TV & Streaming: Fox League (502), Kayo Sports Radio: ABC Sport, Nine Radio Live blog: LeagueUnlimited.com				

																SCORE PROGRESSION																
1	2	3	4	5	6	7	8	9	10	11	12	13	14	15	16	PENALTIES	1	2	3	4	5	6	7	8	9	10	11	12	13	14	15	16
1	2	3	4	5	6	7	8	9	10	11	12	13	14	15	16	SCRUMS	1	2	3	4	5	6	7	8	9	10	11	12	13	14	15	16
1	2	3	4	5	6	7	8	9	10	11	12	13	14	15	16	SET RESTARTS	1	2	3	4	5	6	7	8	9	10	11	12	13	14	15	16

Head to head since 2007

	TOTAL	BRISBANE	GOLD COAST	DRAWN
ALL MATCHES	37	24	13	0
SUNCORP	19	13	6	0
ASHLEY KLEIN	2	2	0	0

Last five clashes

YEAR	ROUND	RESULT	VENUE	CROWD
2022	Round 18	BRISBANE 16-12	Cbus Super	19245
2023	Round 7	BRISBANE 43-26	Cbus Super	26563
2023	Round 17	GOLD COAST 18-12	Suncorp	42249
2024	Round 12	GOLD COAST 36-34	Suncorp	42221
2024	Round 22	GOLD COAST 46-18	Cbus Super	25278

The thumpings

YEAR	ROUND	RESULT	VENUE	CROWD
2017	Round 22	BRISBANE 54-0	Cbus Super	21716
2024	Round 22	GOLD COAST 46-18	Cbus Super	25278

State of play: NRL 2025

	POS	PLAYED	BYES	W-L-D	FOR	AGAINST
BRISBANE	11TH	12	1	5-7-0	294	280
GOLD COAST	17TH	11	2	3-8-0	226	338

Current form

	Round 11	Result	Round 12	Result	Round 13	Result
BRISBANE	SOUTHS	L 14-22	ST GEO ILLA	L 26-30	MANLY	L 6-34
GOLD COAST	NEWCASTLE	W 24-20	CANBERRA	L 24-40	MELBOURNE	L 16-28

Next few weeks

	Round 15	Round 16	Round 17	Round 18
BRISBANE	BYE	CRONULLA (H)	WARRIORS (H)	CANTERBURY (A)
GOLD COAST	MANLY (H)	PARRAMATTA (A)	NORTH QLD (H)	BYE

Things to know

- Titans have won 8 of their last 14 games against the Broncos (Since 2018)
- Broncos have won just 6 of their last 17 games at Suncorp (since mid-2024), conceding 467 points in that period (27.4 pts per game)
- Adam Reynolds (Brisbane) will play his 300th NRL game. He also needs two goals for 1100 NRL goals
- Selwyn Cobbo (Brisbane) needs two tries for 50 NRL tries
- Alofiana Khan-Pereira (Gold Coast) needs 3 tries for 50 NRL tries
- Ben Hunt needs three tries for 50 club tries for Brisbane

Visit [LeagueUnlimited.com](#) across the weekend for:
SQUAD UPDATE (19 players) **Fri 7:35pm AEST**
LATE MAIL (final teamlists) **Sat 6:35pm AEST**

Match stats courtesy of



Match preview
Andrew Ferguson

Two sides in atrocious form coming together in what could be a hard watch, or the much-needed reboot for one of their respective seasons.

The Broncos come into this game with 1 win from their last 6 games, with their last 4 games all resulting in losses. They conceded 118 points in those 4 games.

The Titans have won just 1 of their last 8 games and have conceded 280 points in those matches (35 points per game).

Both sides are in dire form defensively and there's been nothing to suggest that either side is about to have a change in fortunes. Both sides have impressive forward packs, yet both sides are struggling to bend the line up front. The Broncos are breaking tackles and the defensive line more than nearly every other team, the Titans on the other hand are the worst side when it comes to tackle breaks and line breaks made. Both sides are among the poorest for metres gained.

After such a strong start to their 2025 campaign, which saw them win 4 of their first 5 games to put them at the top of the ladder, the Broncos 6 wins from their last 7 games has seen them slump to tenth on the ladder. They were competitive with form sides Roosters and Warriors, they flogged the Bulldogs 42-18 but since then, they have been atrocious. They followed up their brilliant win over the Dogs with a heavy loss to an out of form Penrith 32-8, then dismal efforts against mid-table sides Souths and Dragons before last weeks 34-6 belting from the inconsistent Manly.

It's hard to see how the Broncos win this game.

The Titans started out with 2 wins from their first 3 games to put themselves into the top 8, but have been a hard team to watch ever since. They were dominated in 5 straight games by Dolphins, Dragons, Raiders, Cowboys and the Bulldogs. A Round 10 victory over the worst attacking team in the NRL, Newcastle, only delayed their inevitable drop to last on the ladder by a week. They followed up with losses to top 4 sides Canberra and Melbourne. And while last week they weren't thrashed, they still failed to show that they are on a path to success anytime soon.

It's hard to see how the Titans win this game.

Who to watch: Jayden Campbell loves to run around lazy defences and has an uncanny ability to explosive sloppy defensive lines. The middle of the field could be his playground in this clash. Don't be surprised to see him backing up in support a lot.

The same too could be said for Broncos five-eighth Ezra Mam, however the young Broncos half hasn't exactly set the world on fire since returning from his suspension. Pat Carrigan is expected to line up at Lock in an effort to sure up the Broncos middle defence.

Favourite: The Broncos are starting this game as overwhelming favourites. The home ground advantage might be deemed as a contributor, however the Broncos have won just 6 of their last 17 games at Suncorp (since mid-2024), conceding 467 points in that period (27.4 pts per game)

My tip: The Broncos should win. Surely. The Titans though are a bogey side for them, having won 8 of 14 games against the Broncos since 2018. This is the sort of clash they get up for. Surely Brisbane are too classy. Surely. **Broncos by 8.**

LOWER GRADES	
BRISBANE	GOLD COAST
Hostplus Cup (Burleigh Bears) v Western Clydesdales, Toowoomba Sports Ground, Saturday, 3:00pm Hostplus Cup (Souths Logan) v Northern Pride (NQL), Barlow Park, Saturday, 5:30pm Hostplus Cup (Wynnum Manly) v Townsville Blackhawks, BMD Kougari Oval, Sunday, 2:10pm U20 NRLQ Series v Gold Coast, Toowoomba Sports Ground, Saturday, 1:15pm	Hostplus Cup (Ipswich Jets) v Mackay Cutters (NQL), BB Print Stadium, Saturday, 3:30pm Hostplus Cup (Tweed Seagulls) BYE U20 NRLQ Series v Brisbane, Toowoomba Sports Ground, Saturday, 1:15pm



Age	P	T	G	FG	Pts							Age	P	T	G	FG	Pts
23	13	3	2	-	16	Kaeo WEEKES	1	FULLBACK	1	Latrell MITCHELL		27	7	2	20	1	50
20	13	6	-	-	24	Savelio TAMALE	2	WING	2	Alex JOHNSTON		30	4	5	-	-	20
25	13	6	-	-	24	Matthew TIMOKO	3	CENTRE	3	Jack WIGHTON		32	7	3	-	-	12
26	13	7	-	-	28	Sebastian KRIS	4	CENTRE	4	Campbell GRAHAM		26	9	-	-	-	-
23	12	8	-	-	36	Xavier SAVAGE	5	WING	5	Isaiah TASS		25	12	4	-	-	16
20	13	4	-	-	16	Ethan STRANGE	6	FIVE-EIGHTH	6	Cody WALKER		35	6	1	-	-	4
31	12	2	51	-	110	Jamal FOGARTY	7	HALFBACK	7	Jamie HUMPHREYS		23	8	1	12	1	29
33	13	1	-	-	4	Josh PAPALII	8	FRONT ROW	8	Jai ARROW		29	12	2	-	-	8
27	12	2	-	-	8	Tom STARLING	9	HOOKER	9	Siliva HAVILI		32	11	2	-	-	8
31	11	3	-	-	12	Joseph TAPINE	10	FRONT ROW	10	Keaon KOLOAMATANGI		27	12	3	-	-	12
26	12	10	-	-	40	Hudson YOUNG	11	SECOND ROW	11	Euan AITKEN		29	7	2	-	-	8
28	9	3	-	-	12	Zac HOSKING	12	SECOND ROW	12	Tallis DUNCAN		23	12	-	-	-	-
27	12	-	-	-	-	Corey HORSBURGH	13	LOCK	13	Lachlan HUBNER		25	9	-	-	-	-
21	13	-	-	-	-	Owen PATTIE	14	INTERCHANGE	14	Jayden SULLIVAN		23	11	-	-	-	-
24	10	1	-	-	4	Simi SASAGI	15		15	Sean KEPPIE		27	11	1	-	-	4
24	12	-	-	-	-	Morgan SMITHIES	16		16	Liam LE BLANC		20	6	-	-	-	-
23	13	-	-	-	-	Ata MARIOTA	17		17	Tevita TATOLA		28	11	1	-	-	4
20	1	-	-	-	-	Noah MARTIN	18	RESERVES	18	Davvy MOALE		22	12	1	-	-	4
23	2	-	-	-	-	Trey MOONEY	19		19	Jye GRAY		21	12	3	-	-	16
29	1	-	-	-	-	Danny LEVI	20		20	Tyrone MUNRO		20	1	2	-	-	8
23	-	-	-	-	-	Jed STUART	21		21	Thomas FLETCHER		21	-	-	-	-	-
21	1	-	3	-	6	Ethan SANDERS	22		22	Jacob HOST		28	-	-	-	-	-
58	529	-	-	-	-	Ricky STUART		COACHES		Wayne BENNETT		75	948	-	-	-	-

MATCH DETAILS

Venue	GIO Stadium Canberra (Canberra Stadium)	Todd SMITH	Referee	
Where	Ngunnawal Bruce, ACT	Dave MUNRO, Jarrod COLE	Touch Judges	
When	Sunday 8 June 2025 2:00pm AEST	Chris BUTLER	NRL Bunker	
TV & Streaming: Fox League (502), Kayo Sports Radio: ABC Sport, Triple M, MIX Canberra Live blog: LeagueUnlimited.com				

																SCORE PROGRESSION																
1	2	3	4	5	6	7	8	9	10	11	12	13	14	15	16	PENALTIES	1	2	3	4	5	6	7	8	9	10	11	12	13	14	15	16
1	2	3	4	5	6	7	8	9	10	11	12	13	14	15	16	SCRUMS	1	2	3	4	5	6	7	8	9	10	11	12	13	14	15	16
1	2	3	4	5	6	7	8	9	10	11	12	13	14	15	16	SET RESTARTS	1	2	3	4	5	6	7	8	9	10	11	12	13	14	15	16

Head to head since 1982

	TOTAL	CANBERRA	SOUTHS	DRAWN
ALL MATCHES	61	37	24	0
GIO	19	12	7	0
Z. PRZEKLASA-ADAMSKI	1	0	1	0

Last five clashes

YEAR	ROUND	RESULT	VENUE	CROWD
2020	Round 11	CANBERRA 18-12	GIO	1629
2021	Round 8	SOUTH SYDNEY 34-20	GIO	14260
2022	Round 11	CANBERRA 32-12	Apex Oval	11124
2023	Round 13	CANBERRA 33-26	Accor	12382
2024	Round 21	CANBERRA 32-12	GIO	12114

The thumpings

YEAR	ROUND	RESULT	VENUE	CROWD
1982	Round 1	SOUTH SYDNEY 37-7	Redfern	6929
2013	Round 16	SOUTH SYDNEY 32-2	ANZ	11167
2016	Round 21	CANBERRA 54-4	ANZ	10076

State of play: NRL 2025

	POS	PLAYED	BYES	W-L-D	FOR	AGAINST
CANBERRA	2ND	13	0	10-3-0	360	288
SOUTHS	9TH	12	1	6-6-0	211	269

Current form

	Round 11	Result	Round 12	Result	Round 13	Result
CANBERRA	GOLD COAST	W 40-24	WARRIORS	W 16-10	SYDNEY	W 26-24
SOUTHS	W TIGERS	W 22-12	BYE	-	WARRIORS	L 30-36

Next few weeks

	Round 15	Round 16	Round 17	Round 18
CANBERRA	BYE	W TIGERS (A)	NEWCASTLE (A)	ST GEO ILLA (H)
SOUTHS	CANTERBURY (H)	MELBOURNE (H)	DOLPHINS (A)	MANLY (A)

Things to know

- Canberra have won 10 of their last 14 games against Souths
- Canberra have won just 2 of their last 12 games when they've been in the top two places on the ladder. (Since 2005)
- Josh Papalii will play his 319th game for Canberra, surpassing Jason Croker (318) as the most-capped player for the club.
- Euan Aitken (South Sydney) will play his 200th NRL game
- Corey Horsburgh and Matthew Timoko (Canberra) will play their 100th NRL games

Visit [LeagueUnlimited.com](#) across the weekend for:
SQUAD UPDATE (19 players) Sat 2pm AEST
LATE MAIL (final teamlists) Sun 1pm AEST

Match stats courtesy of



Match preview

Rob Crosby

Many men look to celebrate milestones

The Canberra Raiders will celebrate a historic occasion against the South Sydney Rabbitohs on Sunday afternoon with Josh Papalii set to become the most-capped player in the history of the club.

Surpassing the record held by Jason Croker for nearly two decades, Papalii's achievement will be the centre of attention on an afternoon which will also see Corey Horsburgh and Matt Timoko bring up 100 games in first grade.

Returning to GIO Stadium buoyant after multiple come-from-behind victories on the road, the Canberra Raiders could finish the weekend on top of the premiership ladder with a victory.

Rallying from a ten-point deficit to defeat the Roosters 26-24 last Sunday, coach Ricky Stuart will welcome back Jamal Fogarty and Tom Starling from injury and suspension respectively, while Papalii has been named in jersey eight for his milestone match.

Prevailing in ten out of 14 clashes against the Rabbitohs under coach Stuart, including three of the past four contests held in Canberra, the Raiders' most famous victory during that period was in the 2019 preliminary final with Papalii scoring the winning try.

Heading to the nation's capital with much-needed enforcements in tow, the South Sydney Rabbitohs will have their sights set on spoiling the occasion for their high flying opponents.

Going down 36-30 to the Warriors last Sunday in a free-flowing try-fest, coach Wayne Bennett will be hoping the return of Cody Walker and Jack Wighton stiffens his side's defensive resolve.

Claiming their last win in Canberra during Bennett's first stint at the club back in 2021, second-rower Euan Aitken will celebrate his 200th NRL appearance at the scene of his debut a decade ago.

Who to watch: Running out in green for the 319th time on Sunday afternoon, Josh Papalii will be focussed on the job at hand as he becomes the most-capped player in Canberra history. Coming a long way from debuting back in 2011 on his 19th birthday, the Australian, Samoan and Queensland representative has been fundamental to the Raiders' resurgence over the past decade, offering impact as an edge, middle and interchange forward as needed. Humbly stepping back from his role as a starting player to allow his younger teammates to lay a platform up front, Papalii's impact off the bench remains solid with just under 100 running metres and 20 tackles in 35 minutes of game time each week.

With NSW set to be forced into changes ahead of State of Origin II, second-rower turned prop Keaon Koloamatangi will be putting his hand up for a representative recall. Thriving in the middle of the field with well over 200 running metres in each of his past three matches, the 27-year-old Mascot junior has earned glowing praise for his form with and without the ball. Making one appearance for the Blues under Brad Fittler in 2023, a strong showing from Koloamatangi will go a long way towards ensuring his next game is in Perth in just over a fortnight.

Favourite: Riding high with their best start to a season since 2003, the Raiders are expected to celebrate in style.

My tip: It would be understandable to think the Raiders are running on empty given their standing as the only team yet to have a bye this season. The Raiders have surpassed all expectations this season and they look set to do so once again on Sunday afternoon. **Raiders by 12.**

LOWER GRADES	
CANBERRA	SOUTH SYDNEY
NSW Cup v South Sydney, GIO Stadium Canberra, Sunday, 4:15pm Jersey Flegg: v South Sydney, Raiders Belconnen, Saturday, 2:00pm	NSW Cup v Canberra, GIO Stadium Canberra, Sunday, 4:15pm Jersey Flegg: v Canberra, Raiders Belconnen, Saturday, 2:00pm



Age	P	T	G	FG	Pts							Age	P	T	G	FG	Pts
23	11	4	-	-	16	Jahream BULA	1	FULLBACK	1	Dylan EDWARDS		29	8	2	-	-	8
22	12	9	-	-	36	Sunia TURUVA	2	WING	2	Thomas JENKINS		24	10	4	-	-	16
26	11	2	31	-	70	Adam DOUEIHI	3	CENTRE	3	Izack TAGO		23	12	4	-	-	16
24	9	7	-	-	28	Starford TO'A	4	CENTRE	4	Casey McLEAN		19	9	6	-	-	24
26	4	2	-	-	8	Jeral SKELTON	5	WING	5	Brian TO'O		26	5	4	-	-	16
20	2	1	-	-	4	Heath MASON	6	FIVE-EIGHTH	6	Blaize TALAGI		20	8	3	-	-	12
28	11	-	-	-	-	Jarome LUAI	7	HALFBACK	7	Nathan CLEARY		27	10	1	37	-	78
26	12	1	-	-	4	Terrell MAY	8	FRONT ROW	8	Moses LEOTA		29	12	1	-	-	4
32	11	3	5	-	22	Apisai KOROISAU	9	HOOKER	9	Mitch KENNY		27	9	-	-	-	-
23	12	1	-	-	4	Sione FAINU	10	FRONT ROW	10	Lindsay SMITH		25	12	-	-	-	-
21	11	2	-	-	8	Samuela FAINU	11	SECOND ROW	11	Scott SORENSEN		32	8	-	-	-	-
21	4	-	-	-	-	Tanous SUKKAR	12	SECOND ROW	12	Liam MARTIN		28	11	1	-	-	4
26	12	2	-	-	8	Alex SEYFARTH	13	LOCK	13	Isaah YEO		30	11	1	-	-	4
20	2	1	-	-	4	Latu FAINU	14	INTERCHANGE	14	Luke SOMMERTON		25	5	-	-	-	-
30	11	-	-	-	-	Jack BIRD	15		15	Matt EISENHUTH		32	5	-	-	-	-
20	-	-	-	-	-	Kit LAULILII	16		16	Luron PATEA		20	5	1	-	-	4
23	-	-	-	-	-	Charlie MURRAY	17		17	Daine LAURIE		25	5	2	-	-	8
18	2	2	-	-	8	Luke LAULILII	18	RESERVES	18	Brad SCHNEIDER		24	6	1	-	-	4
20	10	2	1	-	10	Tallyn DA SILVA	19		19	Isaiah PAPALI'I		26	9	2	-	-	8
24	4	3	-	-	12	Charlie STAINES	20		20	Trent TOELAU		25	2	-	-	-	-
29	6	-	-	-	-	Brent NADEN	21		21	Luke GARNER		29	9	3	-	-	12
27	-	-	-	-	-	Elie EL-ZAKHEM	22		22	Paul ALAMOTI		21	11	6	7	-	38
40	36	-	-	-	-	Benji MARSHALL		COACHES		Ivan CLEARY		54	463	-	-	-	-

MATCH DETAILS

Venue	Commbank Stadium (Western Sydney Stadium)	Ziggy PRZEKLASA-ADAMSKI	Referee	
Where	Burramattagal Parramatta, NSW	Drew OULTRAM, Jon STONE	Touch Judges	
When	Sunday 8 June 2025 4:05pm AEST	Adam GEE	NRL Bunker	
TV & Streaming: Nine Network, 9Now, Fox League (502), Kayo Sports Radio: ABC Sport, Triple M, Nine Radio Live blog: LeagueUnlimited.com				

																SCORE PROGRESSION																
1	2	3	4	5	6	7	8	9	10	11	12	13	14	15	16	PENALTIES	1	2	3	4	5	6	7	8	9	10	11	12	13	14	15	16
1	2	3	4	5	6	7	8	9	10	11	12	13	14	15	16	SCRUMS	1	2	3	4	5	6	7	8	9	10	11	12	13	14	15	16
1	2	3	4	5	6	7	8	9	10	11	12	13	14	15	16	SET RESTARTS	1	2	3	4	5	6	7	8	9	10	11	12	13	14	15	16

Head to head since 2000

	TOTAL	WESTS TIGERS	PENRITH	DRAWN
ALL MATCHES	41	15	26	0
COMMBANK	2	0	2	0
TODD SMITH	0	0	0	0

Last five clashes

YEAR	ROUND	RESULT	VENUE	CROWD
2021	Round 13	WESTS TIGERS 26-6	Leichhardt	9127
2021	Round 24	PENRITH 30-16	Moreton Daily	5351
2022	Round 18	PENRITH 18-16	CommBank	11464
2023	Round 9	WESTS TIGERS 12-8	Carrington	11055
2024	Round 7	PENRITH 22-6	Carrington	12000

The thumpings

YEAR	ROUND	RESULT	VENUE	CROWD
2001	Round 25	PENRITH 44-10	Penrith	11172
2017	Round 2	PENRITH 36-2	Campbelltown	12232
2012	Round 7	WESTS TIGERS 30-0	Centrebet	15759

State of play: NRL 2025

	POS	PLAYED	BYES	W-L-D	FOR	AGAINST
WESTS TIGERS	13TH	12	1	5-7-0	254	312
PENRITH	14TH	12	1	4-7-1	268	281

Current form

	Round 11	Result	Round 12	Result	Round 13	Result
WESTS TIGERS	SOUTHS	L 12-22	BYE	-	NORTH QLD	L 28-32
PENRITH	BYE	-	NEWCASTLE	L 6-25	PARRAMATTA	W 18-10

Next few weeks

	Round 15	Round 16	Round 17	Round 18
WESTS TIGERS	CANBERRA (H)	MANLY (A)	SYDNEY (A)	WARRIORS (A)
PENRITH	WARRIORS (A)	CANTERBURY (H)	BYE	PARRAMATTA (A)

Things to know

- Tigers have won 6 of their last 10 games against the Panthers when they've been higher on the ladder than Penrith (2007-2019)
- Penrith have won 7 of their 14 games at CommBank. Tigers have won 10 of their 27 games at the ground

Visit [LeagueUnlimited.com](#) across the weekend for:
SQUAD UPDATE (19 players) **Sat 4:05pm AEST**
LATE MAIL (final teamlists) **Sun 3:05pm AEST**

Match stats courtesy of



Match preview
Andrew Jackson

They won four premierships together and were statistically the greatest halves pairing in rugby league history, winning 87.6 per cent of their games in the NRL. But on Sunday afternoon, Nathan Cleary and Jarome Luai will be rivals as the Panthers and Tigers face off for the first time since the Penrith five-eighth left the club.

Of course, Luai is just the latest of many former Panthers to make the switch with Sunia Turuva and Apisai Koroisau also lining up for the Tigers on Sunday afternoon while Charlie Staines and Brent Naden have been named on Wests' extended bench.

While the Luai-Cleary narrative will dominate headlines all week, this shapes as a pivotal game for Penrith in particular as the four-time premiers look to get their title defence back on track.

The Panthers have not won back-to-back games this season and while last week's 18-10 win over Parramatta was much-needed, it won't mean much if Ivan Cleary's team is unable to build on it.

It was one of Penrith's best defensive efforts in the season and a similar performance against a Tigers team with the second-worst defence in the league will go a long way to securing the win.

The Tigers had only themselves to blame last Saturday as ill-discipline cost Benji Marshall's side in a thrilling loss to the Cowboys.

North Queensland finished on top 32-28 but it could well have been a very different result if the Tigers hadn't had two players sent to the sin bin.

In team news, Isaiah Papali'i has been named on Penrith's extended bench and could return from a knee injury to face his former team while Luke Garner is also a chance of featuring for the Panthers after a concussion-related absence.

It would be a welcome boost for the Panthers, especially given they relied heavily on their Origin stars Isaah Yeo and Liam Martin last week to get the job done up front.

In a strange decision, coach Ivan Cleary has yet again opted for Daine Laurie on the bench, perhaps signaling he is happy to run with Mitch Kenny as an option in the forward rotation instead of an 80-minute hooker.

Meanwhile, the Tigers welcome back Latu Fainu (thumb) on the bench and Jeral Skelton (hamstring) on the wing while Alex Twa's absence (concussion) sees Alex Seyfarth move to lock and Tony Sukkar start in the back row.

Elsewhere, Charlie Murray makes his NRL debut off the bench.

Who to watch: The Panthers have typically struggled in recent years when it comes to defending running five-eighths, with Tom Dearden and Ezra Mam at the top of that list. While Heath Mason is still establishing himself in the NRL, the Tigers young gun could be particularly threatening playing second-fiddle to Luai. All eyes will be on the former Panther but Mason ran for over 123 metres in last week's loss to North Queensland and could have a real impact.

In desperate need of punch off the bench, Luron Patea has provided spark for the Panthers. The loss of James Fisher-Harris saw Lindsay Smith promoted to the starting line-up and while he has largely excelled in the role, it has left Penrith's bench stocks thin, especially with Liam Henry suspended and veterans like Papali'i and Garner battling injuries as of late. Patea though has emerged as a genuine game breaker like Leota was early in his career. He is able to pick up plenty of post-contact metres with his leg drive and can turn momentum when the opposition defence is starting to tire.

Favourite: The Panthers are well-backed to make it two wins in a row.

My tip: If the Panthers play with the same level of desperation in defence, they should get this done. But there is little doubting the Tigers will lift for Sunday's game, especially as Luai looks to get one up over his former teammates. An upset could be brewing. **Wests Tigers by 4.**

LOWER GRADES	
WESTS TIGERS	PENRITH
NSW Cup (Western Suburbs) v Canterbury, Accor Stadium, Monday, 1:40pm Jersey Flegg: v Canterbury, Belmore Sports Ground, Friday, 7:00pm	NSW Cup v North Sydney Bears (MEL), North Sydney Oval, Sunday, 5:00pm Jersey Flegg: v Melbourne, AAMI Park, Friday, 3:30pm

MATCH DETAILS

TV & Streaming: Fox League (502), Kayo Sports
Radio: ABC Sport, SEN, Triple M
Live blog: LeagueUnlimited.com

Head to head since 1947

	TOTAL	CANTERBURY	PARRAMATTA	DRAWN
ALL MATCHES	157	80	72	5
ACCOR	36	18	18	0
GERARD SUTTON	3	3	0	0

Last five clashes

YEAR	ROUND	RESULT	VENUE	CROWD
2023	Round 7	PARRAMATTA 30-4	CommBank	27655
2023	Round 15	PARRAMATTA 34-12	Accor	33866
2024	Round 1	PARRAMATTA 26-8	CommBank	29171
2024	Round 14	CANTERBURY 22-18	Accor	45496
2025	Round 3	CANTERBURY 16-8	CommBank	24059

The thumpings

YEAR	ROUND	RESULT	VENUE	CROWD
1993	Round 5	CANTERBURY 42-6	Belmore	27804
2005	Round 23	PARRAMATTA 56-4	Parramatta	20289

State of play: NRL 2025

	POS	PLAYED	BYES	W-L-D	FOR	AGAINST
CANTERBURY	1ST	11	2	9-2-0	276	202
PARRAMATTA	16TH	12	1	4-8-0	219	306

Current form

	Round 11	Result	Round 12	Result	Round 13	Result
CANTERBURY	SYDNEY	W 24-20	DOLPHINS	L 8-44	BYE	-
PARRAMATTA	NEWCASTLE	W 28-6	MANLY	W 30-10	PENRITH	L 10-18

Next few weeks

	Round 15	Round 16	Round 17	Round 18
CANTERBURY	SOUTHS (A)	BYE	PENRITH (A)	BRISBANE (H)
PARRAMATTA	BYE	GOLD COAST (H)	ST GEO ILLA (A)	BYE

Things to know

- Parramatta have won 14 of their last 19 games against the Bulldogs (since 2016)
- The last time a first placed Bulldogs side lost to the Eels was Round 14, 1984. First placed Bulldogs have 10 wins, a draw and 2 losses against Parramatta
- Kurt Mann (Canterbury) needs 1 try for 50 NRL tries
- Mitchell Moses (Parramatta) needs 3 tries for 50 NRL tries
- Josh Addo-Carr (Parramatta) needs 2 tries for 150 NRL tries
- Connor Tracey (Canterbury) will play his 100th NRL game
- Matt Burton needs 3 goals for 200 club goals for Canterbury

Visit [LeagueUnlimited.com](#) across the weekend for:
SQUAD UPDATE (19 players) Sun 4pm AEST
LATE MAIL (final teamlists) Mon 3pm AEST

Match stats courtesy of



Match preview

Luke Jobson

We hail our old friend Charlie Boy as the King's Birthday brings us the gift of arguably the biggest NRL derby in the competition - the Canterbury Bulldogs play the Parramatta Eels in front of an expected crowd of 60,000 people at Accor Stadium to finish Round 14.

There are \$10 tickets to Accor Stadium as the Bulldogs open the floodgates for a hostile environment on the greatest stage in Rugby League. Rumours of yet another 60,000 fans on a public holiday swirl, as Canterbury come refreshed to try and send the Eels finals hopes swimming down the Parramatta river.

The Bulldogs are coming off a Round 13 bye, with the ladder leaders taking the time to heal up ahead of a run that includes five of the next six games at either Accor or CommBank Stadium... and their last bye (round 16). Prior to the bye, the Dogs got pummelled in the wet by a clinical Dolphins outfit, 44-8. Having been down 14-8 at half time, you'd be mistaken to believe that the Dogs sent out their Jersey Flegg side in the second half of that game as the Dolphins put the Dogs attack back in the kennel.

What followed was the media frenzy that last week saw Lachlan Galvin sign with Canterbury - after it was leaked to the media that he was at Dogs training over their bye week. Not currently in the run on side, Galvin will be looking to play against the side who for months, were seen as the box seat contenders for his services in 2026...

The Parramatta Eels were so close, yet so far against the reigning premiers at CommBank last week, going down 18-10 in a game that arguably, they should have won. Jordan Samrani got falconed by Isaiah Longi with a wide open line, while Jack Williams pulled an Isabelle Kelly and stopped himself from scoring with his own arm as the Eels just couldn't finish the Panthers off.

Mitch Moses and Zac Lomax carried their Origin form into last week's game and will look to drag the Eels away from the bottom of the ladder - now two wins from the eight and only 16th on points differential. They'll need every little bit of magic from their stars as they look to topple the ladder-leading Bulldogs this week.

The Bulldogs receive plenty of bark back into the line up this week - their three origin stars (Stephen Crichton, Max King, Kurt Mann) all return to the starting side while Jacob Kiraz and Daniel Suluka-Fifita both return from injury. Talk of the town, Lachlan Galvin is named in the 23 and could come into the squad on game day but is rumoured to play NSW Cup first as he adjusts to the Bulldogs system.

The Eels welcome back Will Penisini for what is a do or die clash, with Jordan Samrani heading to the bench and youngster Joash Papalii named as 18th man. At this point, Luca Moretti is named on the bench but we won't be surprised to see him start over Kelma Tuilagi come Monday.

Who to watch: Jacob Kiraz returns from injury and immediately strikes fear into all opposition players. His ability to break tackles from nowhere, added in with a quick acceleration and the ability to score from just about anywhere, bodes poorly for everyone. He lines up against former teammate Josh Addo-Carr, who can outrun Kiraz... but physically, it makes for a very long afternoon on the edge.

On the other wing, Zac Lomax has been the signing of the season for the Eels, if not the competition. Averaging 204 running metres, four tackle busts and a couple of offloads a game, Lomax has brought a new shining light to what was a dull attack in 2024. In the previous game against the Dogs this season, Lomax ran for 303 metres, had nine tackle busts and a line break (albeit playing as a centre). Now on the wing and against Marcelo Montoya, the Eels winger will need everything he has to have as much of an impact as he did last time out.

Favourite: Canterbury are resounding favourites.

My tip: Forgive the repeated opening line from my own preview of Eels-Manly two weeks ago... ut this is a game of head versus heart - the heart really would love to see Parramatta pull themselves up off the canvas to ensure that they stay off the bottom of the ladder this week. A win would see the Eels be within a game of the top eight, but it seems to be wishful thinking against a rejuvenated Bulldogs side in 2025. If Lachlan Galvin plays, I'd argue that the Eels will target him - but his inclusion won't affect the end result. **Bulldogs by 2.**

LOWER GRADES	
CANTERBURY	PARRAMATTA
NSW Cup v Western Suburbs Magpies (WST), Accor Stadium, Monday, 1:40pm Jersey Flegg v Wests Tigers, Belmore Sports Ground, Friday, 7:00pm	NSW Cup v Sydney, Kellyville Park, Sunday, 3:00pm Jersey Flegg: v Sydney, Kellyville Park, Sunday, 1:00pm

NSWRL Teamlists & Results


Knock On Effect NSW Cup Round 14

Newcastle Knights v Manly-Warringah Sea Eagles

Thu 5 Jun 5:20PM

McDonald Jones Stadium, New Lambton / Awabakal

Referee: Liam Kennedy; Sideline Officials: Luke Saldern, Jake Sutherland



Age	P	T	G	FG	Pts	Newcastle	Manly	Age	P	T	G	FG	Pts
-	9	2	27	-	66	Connor VOTANO 1	1 Brandon WAKEHAM	26	12	-	27	-	54
-	2	2	-	-	8	Sosaia LATU 2	2 Navren WILLETT	-	8	6	-	-	24
-	6	3	-	-	12	Wilson DECOURCEY 3	3 Semisi KIOA	-	4	1	-	-	4
23	10	5	-	-	20	Riley JONES 4	4 Michael CHEE-KAM	33	7	1	-	-	4
-	2	1	-	-	4	Harley WALKER 5	5 Raymond TUAIMALO VAEGA	25	10	9	-	-	36
-	7	4	-	-	16	Taj ANNAN 6	6 Jakob ARTHUR	22	8	2	-	-	8
29	9	-	1	-	2	Jackson HASTINGS 7	7 Joey WALSH	-	3	2	-	-	8
-	10	1	-	-	4	Cody HOPWOOD 8	8 Matt LODGE	30	3	1	-	-	4
20	9	-	-	-	-	Matthew ARTHUR 9	9 Gordon CHAN KUM TONG	23	6	-	-	-	-
25	5	1	-	-	4	Tyrone THOMPSON 10	10 Chris PATOLO	23	12	1	-	-	4
-	11	-	-	-	-	Brock GREACEN 11	18 Hugo HART	-	3	-	-	-	-
-	9	2	-	-	8	Francis MANULELEUA 12	12 Jacob SYKES	-	12	1	-	-	4
21	7	1	-	-	4	Mason TEAGUE 13	13 Caleb NAVALE	22	8	2	-	-	8
-	11	2	-	-	8	Jacob DAVIS 14	14 Broden KONZ	-	9	1	-	-	4
27	-	-	-	-	-	Bailey HARTWIG 15	15 Zane DUNFORD	-	11	-	-	-	-
-	7	-	-	-	-	Will SULLIVAN 16	16 D'Jazirhae PU'A'AVASE	-	10	-	-	-	-
-	8	-	-	-	-	Blake WOODFORD 17	17 Will CANNAVO	-	-	-	-	-	-
-	1	-	-	-	-	Haami LOZA 18	18 Charlie THOMPSON	-	8	2	-	-	8
39	12	-	-	-	-	Michael DOBSON	Guy WILLIAMS	41	12	-	-	-	-

Head to head record

	TOTAL	NEWCASTLE	MANLY	DRAWN
ALL MATCHES	28	17	10	1
MCD. JONES	9	6	2	1

Last two meetings

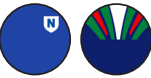
YEAR	ROUND	RESULT	VENUE
2016	Round 13	MANLY 28-10	Brookvale
2016	Round 23	NEWCASTLE 62-26	Cessnock

Newtown Jets v Warriors

Sat 7 Jun 3:00PM

Henson Park, Marrickville / Gadigal-Wanngal

Referee: Damian Brady; Sideline Officials: Billy Greatbach, Patrick Mackey



Age	P	T	G	FG	Pts	Newtown	Warriors	Age	P	T	G	FG	Pts
-	4	1	-	-	4	Taj FORD 1	1 Taine TUAPIKI	25	2	2	6	-	20
-	13	7	-	-	28	Kristian DIXON 2	2 Morgan HARPER	26	11	1	-	-	4
-	13	7	1	-	30	Eli CLARK 3	3 Ali LEIATAUA	22	-	-	-	-	-
-	9	7	-	-	28	Michael GABRAEL 4	4 Moala GRAHAM-TAUFA	23	11	10	-	-	40
-	3	2	-	-	8	Eparama NAVALE 5	5 Edward KOSI	26	6	2	-	-	8
-	9	-	1	-	2	Riley POLLARD 6	6 Luke HANSON	-	9	4	-	-	16
23	13	9	39	1	115	Niwhai PURU 7	7 Tanah BOYD	24	10	-	52	1	105
-	9	1	-	-	4	Lachlan Jake CROUCH 8	8 Tom ALE	26	9	2	-	-	8
29	12	-	-	-	-	Jayden BERRELL 9	9 Samuel HEALEY	22	10	2	-	-	8
23	6	-	-	-	-	Tuku HAU TAPUHA 10	10 Bunty AFOA	28	4	-	-	-	-
-	9	1	-	-	4	Kyle PICKERING 11	11 Kayliss FATIALOFA	-	12	9	-	-	36
-	8	3	-	-	12	Blake HOSKING 12	12 Eddie IEREMIA-TOEAVA	20	9	4	-	-	16
22	10	4	-	-	16	Hohepa PURU 13	13 Kalani GOING	28	12	2	-	-	8
21	7	1	-	-	4	Max BRADBURY 14	14 Freddy LUSSICK	24	12	5	-	-	20
-	13	-	-	-	-	Jordin LEIU 15	15 Jason SEU SALALILO	-	7	1	-	-	4
-	12	1	-	-	4	Jontay-Junior BETHAM-MISA 16	16 Tobias CROSBY	-	12	2	-	-	8
26	9	2	-	-	8	Josh COOK 18	17 Geronimo DOYLE	28	11	4	-	-	16
-	6	3	-	-	12	Bradley FEARNLEY 19	18 Daeon AMITUANAI	-	9	5	-	-	20
40	65	-	-	-	-	George NDAIRA	David TANGATA-TOA	43	87	-	-	-	-

Head to head record

	TOTAL	NEWTOWN	WARRIORS	DRAWN
ALL MATCHES	18	9	8	1
HENSON	8	5	2	1

Last two meetings


YEAR	ROUND	RESULT	VENUE
2024	Round 26	NEWTOWN 39-36	Henson
2025	Round 6	NEWTOWN 28-20	Trusts

Parramatta Eels v Sydney Roosters

Sun 8 Jun 3:00PM

Kellyville Park, Kellyville / Bediagal

Referee: Dillian Wells; Sideline Officials: Tom Stindl, Charlie Suters



Age	P	T	G	FG	Pts	Parramatta	Sydney	Age	P	T	G	FG	Pts
20	9	4	29	-	74	Joash PAPALII 1	1 Ethan KING	22	8	2	-	-	8
26	6	8	-	-	32	Jake TAGO 2	2 Tom RODWELL	23	12	13	-	-	52
-	9	3	-	-	12	Araz NANVA 3	3 Benjamin JOHNSON	23	11	3	-	-	12
20	5	1	-	-	4	Richard PENISINI 4	4 Owen FLAHERTY	22	6	1	-	-	4
22	7	4	-	-	16	Samuel LOIZOU 5	5 Trey PENI	23	4	1	-	-	4
22	10	2	10	1	29	Ronald VOLKMAN 6	6 Jake ELLIOTT	20	12	5	3	-	26
26	6	5	4	-	28	Dean HAWKINS 7	7 Toby RODWELL	19	3	-	-	-	-
22	12	-	-	-	-	Brock PARKER 8	8 De La Salle VAA	19	2	-	-	-	-
29	4	3	-	-	12	Joey LUSSICK 9	9 Tyler MORIARTY	22	6	1	-	-	4
24	5	1	-	-	4	Matt DOOREY 10	10 Taylor LOSALU	22	7	-	-	-	-
30	9	1	-	-	4	Bryce CARTWRIGHT 11	11 Ethan ROBERTS	20	9	1	-	-	4
21	6	1	-	-	4	William LATU 12	12 Aston WARWICK	22	10	2	-	-	8
20	5	-	-	-	-	Charlie GUYMER 13	13 Makaesi MAKATOA	32	9	1	-	-	4
26	8	-	-	-	-	Brendan HANDS 14	14 Sam WALKER	22	-	-	-	-	-
21	8	2	-	-	8	Saxon PRYKE 15	15 Rhys DAKIN	24	12	-	-	-	-
-	1	-	-	-	-	Max TUPOU 16	16 Hayden BARTON	20	9	-	-	-	-
26	10	-	-	-	-	Kayne KALACHE 17	17 Aholoka TOIA	19	7	-	-	-	-
-	-	-	-	-	-	-	18 Reece FOLEY	20	5	-	-	-	-
47	104	-	-	-	-	Nathan CAYLESS	Brett MORRIS	38	36	-	-	-	-

Head to head record

	TOTAL	PARRAMATTA	SYDNEY	DRAWN
ALL MATCHES	103	49	47	7
KELLYVILLE	0	0	0	0

Last two meetings

YEAR	ROUND	RESULT	VENUE
2024	Round 7	SYDNEY 24-20	Wentworth
2024	Round 15	PARRAMATTA 28-20	CommBank

Canberra Raiders v South Sydney Rabbitohs

Sun 8 Jun 4:15PM

GIO Stadium Canberra, Bruce / Ngunnawal

Referee: Ethan Klein; Sideline Officials: Mitchell Stone, Gage Miles



Age	P	T	G	FG	Pts	Canberra	South Sydney	Age	P	T	G	FG	Pts
19	11	7	1	-	30	Chevy STEWART 1	1 Jye GRAY	21	-	-	-	-	-
22	12	9	-	-	36	Utuloa ASOMUA 2	2 Tyrone MUNRO	20	-	-	-	-	-
-	4	-	-	-	-	Kain ANDERSON 3	3 Talanoa PENITANI	-	9	-	-	-	-
-	11	6	-	-	24	Manala WAITERE 4	4 Fletcher MYERS	22	6	1	5	-	14
-	12	1	-	-	4	Jenson TAUMOEPEAU 5	5 Haizyn MELLARS	-	4	2	-	-	8
24	11	3	47	-	106	Adam COOK 6	6 Ashton WARD	-	11	3	11	-	34
-	7	3	-	-	12	Jalen AFAMASAGA 7	7 Lewis DODD	23	6	1	1	-	6
20	5	-	-	-	-	Vena PATUKI-CASE 8	8 Davvy MOALE	22	-	-	-	-	-
-	6	-	-	-	-	Shaun PACKER 9	9 Ryan GRAY	27	11	-	-	-	-
-	5	-	-	-	-	Mitchell PREST 10	10 Tim JOHANNSEN	23	10	1	-	-	4
-	-	-	-	-	-	TBC 11	11 Jacob HOST	28	4	1	-	-	4
-	9	4	-	-	16	Joseph RODDY 12	12 Thomas FLETCHER	21	11	1	-	-	4
21	12	2	-	-	8	Myles MARTIN 13	13 Matt FRENCH	25	11	-	-	-	-
25	6	1	-	-	4	Jordan MARTIN 24	14 Ammaron GUDGEON	-	5	-	-	-	-
-	-	-	-	-	-	TBC -	15 Devante MIHINUI	-	4	-	-	-	-
-	-	-	-	-	-	TBC -	16 Toesami TOEVAI	-	11	-	-	-	-
-	-	-	-	-	-	TBC -	17 Henry OKANE	23	10	-	-	-	-
-	-	-	-	-	-	-	18 Leonard SKELTON	23	6	2	-	-	12
-	-	-	-	-	-	-	19 Josh SCHUSTER	24	5	1	-	-	4
-	-	-	-	-	-	-	20 Jordan PLATH	-	4	1	-	-	4
-	-	-	-	-	-	-	21 Tayson FAKAOSI	23	5	-	-	-	-
32	12	-	-	-	-	Chris LEWIS	Wayne COLLINS	57	34	-	-	-	-

Head to head record

	TOTAL	CANBERRA	SOUTHS	DRAWN
ALL MATCHES	32	15	14	3
GIO	6	4	2	0

Last two meetings

YEAR	ROUND	RESULT	VENUE
2024	Round 15	DRAWN 18-18	Redfern
2024	Round 21	CANBERRA 56-16	GIO

BYE: St George Illawarra Dragons



North Sydney Bears v Penrith Panthers

Sun 8 Jun 5:00PM

North Sydney Oval, North Sydney / Cammeraygal

Referee: Clayton Wills; Sideline Officials: Bradley Kiehne, Karra-Lee Nolan



Age	P	T	G	FG	Pts	North Sydney	Penrith	Age	P	T	G	FG	Pts	
-	5	2	-	-	8	Abiarthur Toi TUILAIPA	1 1	Jack ATTARD	-	1	2	-	-	8
26	4	1	-	-	4	Tuipulotu KATOA	2 2	Jesse McLEAN	20	11	2	-	-	8
-	10	2	-	-	8	Israel OGDEN	3 3	Harrison HASSETT	-	8	3	-	-	12
-	8	2	-	-	8	Compton FUATIMAU	4 4	Samuel LANE	-	8	1	-	-	4
-	6	1	-	-	4	Siulagi PIO	5 5	David FALE	-	11	8	-	-	32
26	7	1	1	-	6	Trey BROWNE	6 6	Jack COLE	21	6	-	-	-	-
27	8	3	-	-	12	Jesse MARSCHKE	7 7	Zack LAMONT	-	8	1	11	-	26
-	12	6	-	-	24	Ben TALTY	8 8	Austin DIAS	27	4	-	-	-	-
-	9	2	-	-	8	Jayden YATES	9 9	Billy SCOTT	-	10	-	-	-	-
29	9	1	-	-	4	Ofahiki OGDEN	10 10	Riley PRICE	24	2	1	-	-	4
23	5	1	-	-	4	Riley MEYN	11 11	Riley WAKE	-	12	2	-	-	8
-	12	2	8	-	24	Matt STIMSON	12 12	Zac LIPOWICZ	-	11	-	-	-	-
25	12	1	-	-	4	Coby THOMAS	13 13	Billy PHILLIPS	-	12	1	-	-	4
-	3	-	-	-	-	Gabriel SATRICK	14 14	Vea TAPA'ATOUTAI	-	2	1	-	-	4
-	6	-	-	-	-	Phillip MAKATOA	15 15	Falefa LETOI	24	3	-	-	-	-
-	9	1	-	-	4	Regan HUGHES	16 16	Niko APELU	-	7	-	-	-	-
24	4	-	-	-	-	Chase CHAPMAN	17 17	Zakauri CLARKE	-	2	-	-	-	-
-	36	-	-	-	-	Anthony BARNES		Ben HARDEN	-	62	-	-	-	-
X	-	-	-	-	-	Player	1 1	Player	X	-	-	-	-	-

Head to head record

	TOTAL	NORTHS	PENRITH	DRAWN
ALL MATCHES	78	28	47	3
NORTH SYDNEY	35	15	18	2

Last two meetings

YEAR	ROUND	RESULT	VENUE
2024	Round 24	DRAWN 24-24	North Sydney
2025	Round 5	NORTHS 26-24	Parker St

Canterbury-Bankstown Bulldogs v Western Suburbs Magpies

Mon 9 Jun 1:40PM

Accor Stadium, Sydney Olympic Park / Wanngal

Referee: Daniel Luttringer; Sideline Officials: Tom Cambourn, Martin Jones



Age	P	T	G	FG	Pts	Canterbury	Western Suburbs	Age	P	T	G	FG	Pts	
20	8	6	1	-	26	Jonathan SUA	1 1	Luke LAULILII	18	3	2	-	-	8
-	1	-	-	-	-	Trentham PETERSEN	2 2	Charlie STAINES	24	3	-	-	-	-
26	-	-	-	-	-	Enari TUALA	3 3	Solomona FAATAAPE	24	8	8	-	-	32
-	3	1	-	-	4	Hamish WILSON	4 4	Brent NADEN	29	1	-	-	-	-
-	9	10	-	-	40	Ratu RINAKAMA	5 5	Izaac THOMPSON	28	11	5	-	-	20
30	10	4	-	-	16	Drew HUTCHISON	6 6	Krystian MAPAPALANGI	22	5	4	-	-	16
19	-	-	-	-	-	Mitchell WOODS	7 7	Kurt FALLS	28	10	2	20	-	48
-	5	1	-	-	4	Larry MUAGUTUTIA	8 8	Royce HUNT	29	-	-	-	-	-
23	9	2	-	-	8	Taniela OTUKOLO	9 9	Tallyn DA SILVA	20	2	1	-	-	4
21	10	1	-	-	4	Zyon MAIUJU	10 10	Reuben PORTER	28	12	2	-	-	8
22	7	3	-	-	12	Luke SMITH	11 11	Luke JACK	-	4	2	-	-	8
-	4	1	-	-	4	Fahmy TOILALO	12 12	Elie EL-ZAKHEM	27	8	1	-	-	4
-	5	-	-	-	-	Alekolasimi JONES	13 13	Jaxson RAHME	-	11	-	-	-	-
-	9	-	1	-	2	Reuben MOYLE	14 14	Tristan HOPE	28	9	6	-	-	24
19	3	2	-	-	8	Logan SPINKS	15 15	Peter TAATEO	-	10	-	-	-	-
-	2	-	-	-	-	Bud SMITH	16 16	Jayden TANNER	24	9	-	-	-	-
-	3	-	-	-	-	Jed REARDON	17 17	Noah JOHANNSEN	-	7	1	-	-	4
-	6	-	-	-	-	Danny GABRAEL	18 18	Alexander LOBB	23	9	1	13	-	30
61	63	-	-	-	-	Michael POTTER	Aaron PAYNE	42	36	-	-	-	-	-

Head to head record

	TOTAL	CANTERBURY	WESTS	DRAWN
ALL MATCHES	143	74	60	9
ACCOR	3	1	2	0

Last two meetings

YEAR	ROUND	RESULT	VENUE
2024	Round 9	CANTERBURY 42-12	Accor
2024	Round 16	CANTERBURY 38-16	Campbelltown

Round 13 Results

St George Illawarra Dragons 28 (B. Rumble 3, R. Faitala-Mariner, C. Muhleisen tries; J. Glover 4 goals) **defeated Newcastle Knights 24** (W. Decourcey, S. Latu, F. Manuleleua, H. Walker tries; C. Votano 4 goals) **at Jubilee Stadium**. **Date:** Fri, 30th May. **Kickoff:** 5:40 PM. **Halftime:** St Geo Illa 22-6. **Penalties:** Newcastle 7-6. **Referee:** Mitchell Currie.

St Geo Illa: Ramsey (C), Rumble, Tsougranis, Buchanan, Finau; Glover, Ilias; Guler, Muhleisen, Sele, Halangahu, Faitala-Mariner, Molo. Int: Finau, Fifita, Webster, Murdoch-Masila. **Newcastle:** Votano, Latu, Decourcey, Jones, Walker; Annan, Hastings (C); Greacen, Arthur, Thompson, McEwen, Manuleleua, Teague. Int: Davis, Salesa leaumoana, Sullivan, Woodford.

Warriors 24 (D. Amituanai 2, E. Ieremia-Toeava, T. Tupaipiki tries; T. Boyd 4 goals) **defeated South Sydney Rabbitohs 6** (L. Skelton try; F. Myers goal) **at Redfern Oval**. **Date:** Sat, 31st May. **Kickoff:** 1:30 PM. **Halftime:** Warriors 12-0. **Penalties:** Warriors 9-6. **Referee:** Ethan Klein.

Souths: Gudgeon, Casey, Penitani, Myers, Mellars; Ward, Dodd; Mitchell, Gray, Johannssen, Host, Fletcher, Le Blanc. Int: French, Mihinui, Toevai, Skelton. **Warriors:** Tupaipiki, Amituanai, Harper, Graham-Taufa, Kosy; Hanson, Boyd (C); Stowers-Smith, Healey, Afoa, Fatiafalo, Ieremia-Toeava, Ale. Int: Lussick, Gaing, Croby, Doyle.

Western Suburbs Magpies 32 (T. Da Silva, S. Faataape, L. Laulilii, K. Mapapalangi, I. Thompson tries; K. Falls 6 goals) **defeated Newtown Jets 22** (T. Ford, B. Hosking, E. Navale, N. Puru tries; N. Puru 3 goals) **at Henson Park**. **Date:** Sat, 31st May. **Kickoff:** 3:00 PM. **Halftime:** Wests 20-6. **Penalties:** Wests 6-2. **Referee:** Dillon Wells.

Newtown: Ford, Dixon, Vea'ila, Clark, Navale; Pollard, Puru (C); Crouch, Puru, Hau Tapuha, Pickering, Cootts, Hosking. Int: Berrell (C), Bradbury, Leiui, Fearnley. **Wests:** Laulilii, Lobb, Faataape, Feledy, Thompson; Mapapalangi, Falls; Rahme, Da Silva, Porter, Jack, El-Zakhem, Laulilii. Int: Tanner, Johannssen, Taateo, Matamua.

North Sydney Bears 24 (T. Katoa, J. Marschke, I. Ogden, C. Thomas, J. Yates tries; T. Browne, M. Stimson goals) **defeated Manly-Warringah Sea Eagles 20** (M. Chee-Kam, T. Siple, J. Walsh tries; B. Wakeham 4 goals) **at 4 Pines Park**. **Date:** Sat, 31st May. **Kickoff:** 5:15 PM. **Halftime:** Manly 18-4. **Penalties:** Norths 5-3. **Referee:** Luke Saldern.

Manly: Thompson, Willett, Kiaoa, Chee-Kam, Tuaimalo Vaega; Wakeham, Walsh; Patolo, Chan Kum Tong, Siple, Sykes, Hart, Navale. Int: Muagututia, Dunford, Pua'avase. **Norths:** Toby, Katoa, Ogden, Seve, Pio; Browne, Marschke (C); Talty, Yates, Ogden, Meyn, Stimson, Thomas. Int: Satrick, Hughes, Makatoa, Chapman.

Penrith Panthers 42 (J. Attard 2, D. Fale, B. Phillips, R. Price, V. Tapa'atoutai, T. Toelau tries; P. Alamoti 7 goals) **defeated Parramatta Eels 28** (A. Narva 2, M. Doorey, J. Lussick, J. Tago tries; R. Volkman 4 goals) **at CommBank Stadium**. **Date:** Sun, 1st June. **Kickoff:** 1:35 PM. **Halftime:** Penrith (R) 30-4. **Penalties:** 4-all. **Referee:** Daniel Luttringer.

Penrith: Attard, McLean, Alamoti, Lane, Fale; Cole, Toelau (C); Dias, Scott, Riki, Wake, Lipowicz, Phillips. Int: Tapa'atoutai, Price, Sagaga, Clarke, Lamont. **Parramatta:** Twidle, Tago, Narva, Penisini, Loizou; Hunter, Volkman (C); Greig, Hands, Mataele, Guymmer, Latu, Doorey. Int: Lussick, Parker, Pryke, Cartwright, Kalache.

Sydney Roosters 48 (T. Rodwell 4, J. Elliott, O. Flaherty, B. Johnson, T. Moriarty, T. Peni tries; C. Townsend 6 goals) **defeated Canberra Raiders 24** (J. Roddy 3, E. Alaia tries; A. Cook 4 goals) **at Wentworth Park**. **Date:** Sun, 1st June. **Kickoff:** 2:00 PM. **Halftime:** Sydney (R) 28-6. **Penalties:** Canberra (R) 8-5. **Referee:** Clayton Wills.

Sydney: King, Rodwell, Johnson, Flaherty, Peni; Elliott (C), Townsend; Va'a, Dockar-Clay, Losalu, Roberts, Warwick, Makatoa. Int: Moriarty, Dakin, Va'a, Lavakeiaho, Foley. **Canberra:** Stewart, Asomua, Stuart, Waitere, Taumoepeau; Cook (C), Afamasaga; Mooney, Packer, Saulo, Lavender, Roddy, Martin. Int: Alaia, Prest, Patuki-Case, Martin, Smith.

#	Team	P	W	D	L	B	+/-	Pts
1	Warriors	12	11	0	1	1	199	24
2	St Geo Illa	12	9	1	2	1	136	21
3	Parramatta	12	8	1	3	1	70	19
4	Penrith	12	7	0	5	1	108	16
5	Newtown	13	8	0	5	0	67	16
6	Canterbury	11	5	0	6	2	43	14
7	Sydney	12	6	0	6	1	-113	14
8	Canberra	12	5	0	7	1	22	12
9	North Sydney	12	5	0	7	1	-76	12
10	Western Subs	12	4	0	8	1	-110	10
11	Manly	12	4	0	8	1	-123	10
12	Newcastle	12	3	0	9	1	-51	8
13	South Sydney	12	2	0	10	1	-172	6

Most tries

#	Player	Team	P	T
1	Benjamin Rumble	St Geo Illa	9	13
=	Tom Rodwell	Sydney	12	13
3	Asu Kepaoa	Penrith	8	11

Most goals

#	Player	Team	P	G/A	%
1	Tanah Boyd	Warriors	10	52 / 63	83%
2	Jonah Glover	St Geo Illa	12	48 / 72	67%
3	Adam Cook	Canberra	11	47 / 56	84%

Most points

#	Player	Team	P	T	G	FG	Pts
1	Niwhai Puru	Newtown	13	9	39	1	115
2	Adam Cook	Canberra	11	3	47	-	106
3	Tanah Boyd	Warriors	10	-	52	1	105
4	Jonah Glover	St Geo Illa	12	2	48	-	104

U21 Jersey Flegg Cup Round 14

Melbourne Storm v Penrith Panthers

Fri June 6 2025, 3:30pm at AAMI Park, Melbourne / Wurundjeri

Melbourne Storm

1. Hugo Peel 2. Luke Cesari 3. Liam Williams 4. Mitchell Jennings 5. Liam Nebauer 6. Eli Morris 7. Dylan Brettle 8. Jak Goulding 9. Jai Bowden 10. K-Ci Newton-Whare 11. Philip Telea 12. Zayvian Langkilde-Fale 13. Josiah-Ekkehard Neli 14. Waka Hammond 15. Jerry Musu 16. Jordan Blundell 17. Cooper Clarke 18. Tyrell Hopkins

Penrith Panthers

1. Jirah Liddiard 2. Poutoa Hotere-Papalii 3. Siale Faeamani 4. Tuaomaliemavaitoelau Patea 5. Demiah Ainuu 6. Cooper Black 7. Tylor Bunting 8. Jakeb Vailalo 9. Jenson Tuaoi 10. Hokafonu Lemoto 11. Harry Armstrong 12. Tyson Sangalang 13. Bayden Moran 14. Hunter Bell 15. Isaiah Scanlon 16. Josh Ruxton 17. Siotame Hansen 18. Judah Galuvao 19. Mitchell Heather

Referee: Mitchell Pitscheider; Sideline Officials: Jonathan Nicholls, Mohammad Hussaini;

Canterbury-Bankstown Bulldogs v Wests Tigers

Fri June 6 2025, 7:00pm at Belmore Sports Ground, Belmore / Bidjigal

Canterbury-Bankstown Bulldogs

1. Taye Cochrane 2. Jordi Mazzone 3. Sosaia Kaufusi 4. William Afualo 5. Jope Raque 6. Joseph Teaupa 7. Alex Conti 8. Malachi Filipo 9. Patrick Young 10. Sosefo Finau 11. Oliva Smith 12. Sosaia Alatini 13. Bailey Myers 14. Kaawyn Patterson 15. Chase Paterson 16. Damon Marshall 17. Lebron Tuala

Wests Tigers

1. Cameron Kanaan 2. Tino Tavana 3. Mitchell Taotua 4. Josh Feledy 5. William Craig 6. Marc Tannous 7. Max Liles 8. Harry Delaney 9. Jared Haywood 10. Elijah Mataale 11. Lachlan Broederlow 12. Solomonae Saukuru 13. Jeremiah Leatigaga 14. Josese Lanyon 15. Lenny Plati 18. Phoenix Godinet 19. Shaquille Tavita 17. Archie Duncombe

Referee: Blake Williams; Sideline Officials: Curtis Robinson, Isaac El-Hassen;

Newcastle Knights v Manly-Warringah Sea Eagles

Sat June 7 2025, 10:0pm at Newcastle Permanent Centre of Excellence, Broadmeadow / Awabakal

Newcastle Knights

1. Cullen Gray 2. Aidan Gow 3. Sully Hoad 4. Zahn McKay 5. Marcus Dacre 6. Haami Loza 7. Ryder Williams 8. Tama Whareaorere 9. Ayden Hoad 10. Kane Graham 11. Cade Mellon 12. Te Kaio Cranwell 13. Jacob Taulani 14. Taj Moore 15. Jayden Harris 16. Bailey Carmichael 17. Jack Hilliar 18. Wil Rosenbaum

Manly-Warringah Sea Eagles

1. Riley Pennell 2. Zachary Karam 3. Antonio Taufa 4. Benjamin Keene-O'Keefe 5. Aymn Hamilton 7. Callum Dowell 8. Miles Edler 9. Zaidas Muagututia 10. Campbell Munn 12. Jett Jackson 13. T.J Herring 14. Charlie Boyle 15. Christian Taula 16. Simone Laiafi 17. Remi Mant

Referee: Louis Matheson; Sideline Officials: Ben Teague, Brayden Hunt;

Canberra Raiders v South Sydney Rabbitohs

Sat June 7 2025, 2:00pm at Raiders Belconnen, Holt / Ngunnawal

Canberra Raiders

1. Mutua Brown 2. Timothy Carson-burns 3. Regan Carr 4. Tariq Tanner 5. Atini Tuailii 6. Braydan Darmody 7. Keahn Skippis 8. Jake Clydsdale 9. Malachi Smith 10. Caleb Garvie 11. Jai Purser 12. Jordan Uta 13. Xavier Cacciotti 14. Luke Tuailii 15. Roman Tuaimau 16. Samuel Hyne 17. Taylor Withington 18. Trae Bennetto

South Sydney Rabbitohs

1. Charlie Poynton 2. Charlie Mann 3. Daniel Wright 4. Ben Geary 5. Jacob Fong 6. Nicholas Quinn 7. Matthew Humphries 8. Nazareth Taua 9. Riley Frame 10. Tavis Felsch 11. Joshua Alhazim 12. Kaerangi Mathews 13. Yehya Ayache 14. Samuel Taylor 15. Nathaniel Gallo 16. Mikael Ibrahim 17. Sione Lolohea 18. Bailey Smith

Referee: Liam Richardson; Sideline Officials: Harrison Baysarri, Ryan Micallef;

St George Illawarra Dragons v Kaiviti Silktails

Sat June 7 2025, 2:00pm at Collegians Sports Complex, Figtree / Dharawal

St George Illawarra Dragons

1. Wesley Pring 2. Toby Rumble 3. David Afu 4. Charles Heidke 5. Lyric Craft-Te Moananui 6. Tyler Peckham-Harris 7. Kade Reed 8. Campbell Rubie 9. Isaiah Fagalilo 10. Ryan Hutchinson 11. Cyrus Stanley-Traill 12. Jarrah Gaia Treweek 13. Viliani Hikila 14. Blake Metcalfe 15. Viliani Amone 16. Drew Langdon 17. Leeroy Weatherall 20. Tobias Miller

Kaiviti Silktails

Team list not yet announced.

Referee: Salvatore Marigliano; Sideline Officials: Matt Galvin, Liam Nicholls;

Cronulla-Sutherland Sharks v Warriors

Sat June 7 2025, 3:05pm at Sharks Stadium, Woolooware / Dharawal

Cronulla-Sutherland Sharks

1. Oliver Lester 2. Pharrell Gray 3. Nikora Williams 4. Prestyn Laine-Sietu 5. Richard Whalebone 6. Jack Taper 7. Logan Clinch 8. Felix Faatili 9. Jai Camilleri 10. Setefano Sele 11. Lajuan Vito 12. Dylan Courtts 13. Samuel McCulloch 14. Moustafa Dirani 15. Richie Tupuailei 16. Lachlan Araullo 17. Joe Nadenic 18. Ben Peni 19. John-Paul Donevski

Warriors

1. Joseph Ratcliffe 2. Harry Tauafi-iutoi 3. Brandon Norris 4. Caelys-Paul Putoko 5. Kahu Capper 6. Jack Thompson 7. Jett Cleary 8. Mikaele Ilaiu 9. Jacob Auloo 10. Rodney Tuipulotu Vea 11. Paea Sikuvea 12. Alvin Chong Nee 13. Harry Durbin 14. Jeriko Filipi 15. Etuate Fukofuka 16. Tepatasi Laumalili 17. Presley Seumanu 18. Maui Winitana-Patelesio 20. Tallan Egan 21. Malakai Cama 22. Emosi Ravosa

Referee: Adam Sirianni; Sideline Officials: Tom Cambourn, Joel Pitscheider;

Parramatta Eels v Sydney Roosters

Sun June 8 2025, 1:00pm at Kellyville Park, Kellyville / Bediagal

Parramatta Eels

1. Cameron Bamblett 2. Mohamed Alameddine 3. Tuvaka Palu 4. Antioch Faitala-mariner 5. Bradley Avery 6. Matthew Hunter 7. Joshua Lynn 8. Damascus Neemia 9. Jack Hudson 10. Teancum Brown 11. Domenico De Stradis 12. William Lewis 13. Tyrese Lokeni 14. Lorenzo Talataina 15. Tom Summer 16. Jezaiah Funa-Luta 17. Ieti Samueltu 18. Ryda Talagi 20. Will Shears

Sydney Roosters

1. Jackson Stewart 2. Kallum Weatherall-Stacey 3. William Malloy 5. Kade Maguire 6. Josh Durkin 7. Reece Foley 8. Itula Seve 9. Jaxson Allen 10. Fanafou Seve 11. Jackson Pennell 12. Darcy Smith 13. Zack Visconti 14. Josiah Fesolai 15. Kanaan Magele 16. Julius Mitchell 17. Hayden Lammon

Referee: Micheal Ford; Sideline Officials: Matthew Gomes, Bailey Warren;

Round 13 Results

Parramatta Eels (36) Tries: Mohamed Alameddine 3, Tuvaka Palu 2, William Lewis 2, Antioch Faitala-Mariner; Goals: Josh Lynn 2/8 **def Penrith Panthers (16)** Tries: Jenson Tuaoi, Harry Armstrong, Josh Ruxton; Goals: Jirah Liddiard 2/3 [at Windsor Sporting Complex, Windsor](#) / [Dharug](#)

Canterbury-Bankstown Bulldogs (18) Tries: Joseph Teaupa, Jordi Mazzone, Oliva Smith; Goals: Mitchell Woods 3/4 **def Kaiviti Silktails (14)** Tries: Ratu Kikau, Adrea Ramabuke, Tevita Wanisi; Goals: Melikiseteki Nacaginimasei 1/2 [at Churchill Park, Lautoka](#) / [Fiji](#)

Warriors (30) Tries: Jacob Auloo, Jason Seu Salalilo, Caelys-Paul Putoko, Kahu Capper, Harry Tauafi-i-lutoi; Goals: Jett Cleary 5/5 **def South Sydney Rabbitohs (26)** Tries: Zane Rugless, Nicholas Quinn, Jacob Fong, Kaearangi Mathews, Riley Frame; Goals: Riley Frame 3/5 [at Redfern Oval, Redfern](#) / [Gadigal](#)

Wests Tigers (30) Tries: Solomonae Saukuru, Elijah Mataale, Max Liles, Leonard Plati, Logan Deininger, Brenden Naicori; Goals: Will Craig 3/6 **def Cronulla-Sutherland Sharks (18)** Tries: Pharrell Gray 2, Felix Faatili, Richard Whalebone; Goals: Nikora Williams 1/3 [at Henson Park, Marrickville](#) / [Gadigal-Wanngal](#)

St George Illawarra Dragons (36) Tries: Toby Rumble 2, Wesley Pring, Kade Reed, Lyric Craft-Te Moananui, Jarrah Gaia Treweek, Charles Heidke; Goals: Kade Reed 4/7 **def Newcastle Knights (26)** Tries: Marcus Dacre 2, Jacob Taulani, Wil Rosenbaum, Jack Hilliar; Goals: Cullen Gray 3/5 [at Collegians Sports Complex, Figtree](#) / [Dharawal](#)

Canberra Raiders (30) Tries: Jake Clydsdale, Mutua Brown, Tim Carson, Regan Carr, Atini Tuailii; Goals: Braydan Darmody 5/5 **def Sydney Roosters (28)** Tries: Tyreece Tait 2, Kade Maguire 2, Josh Durkin; Goals: Josh Durkin 4/5 [at Wentworth Park, Glebe](#) / [Gadigal](#)

Melbourne Storm (52) Tries: Hugo Peel 2, Eli Morris 2, Jai Bowden, Luke Cesari, Mitchell Jennings, K-Ci Newton-Whare, Amaziah Murgha, Philip Telea; Goals: Dylan Brettle 3/6, Eli Morris 3/4 **def Manly-Warringah Sea Eagles (12)** Tries: Broden Konz, Benjamin Keene-O'Keefe; Goals: Tj Herring 2/2 [at Pines Park, Brookvale](#) / [Cammeraygal](#)

#	Team	P	W	D	L	B	+/-	Pts
1	Melbourne	12	9	1	2	0	198	19
2	Parramatta	12	9	0	3	0	112	18
3	Canberra	12	9	0	3	0	76	18
4	Cronulla	12	9	0	3	0	64	18
5	Penrith	12	8	0	4	0	123	16
6	Canterbury	12	7	0	5	0	41	14
7	Wests Tigers	12	5	1	6	0	-56	11
8	Warriors	12	4	2	6	0	-66	10
9	St Geo Illa	12	4	1	7	0	-27	9
10	Newcastle	12	4	1	7	0	-36	9
11	Sydney	12	4	0	8	0	-58	8
12	South Sydney	12	3	0	9	0	-88	6
13	Kaiviti	12	3	0	9	0	-139	6
14	Manly	12	3	0	9	0	-144	6

LCA Ron Massey Cup Round 3 (rescheduled match)

Ryde-Eastwood Hawks v Hills Bulls
Sat June 7 2025, 2:00pm at TG Millner Field, Marsfield / Wallumettagal

Ryde-Eastwood Hawks
1. Reiven Smallman 2. Steven Taupau Sako 3. Simon Tito 4. Tyler Cassel 5. Anthony Raheb 6. Adam Fearnley 7. Nicholas Ferris 8. Callum Ellis 9. Joe Lovodua 10. Jirah Momoisea 11. Brandon Tumeth 12. Lachlan Poko 13. Bailey Hodges 14. Christian Ma'anaima 15. John Tuivaiti 16. Vaka Aho 17. Bayley Cox

Hills Bulls
26. Tali Toetu'u 27. Lewis Habkoux 28. Domenic Reardon 29. Travis Milner 30. Luke Simpson 31. Jason Baitieri 32. Christian Abal 33. Luke Sherry 34. Damon Smith 35. Taniela Lasalo 36. Mitch Gardiner 37. Fabian Goodall 38. Braydon Sherry

Referee: Mitchell Currie; Sideline Officials: Nathan Loveday, John Woods;

Round 10 Results

St Marys (34) Tries: Anthony Layoun 3, Christian Crichton, Dylan Marshall, Aden Perry; Goals: Jake Rafferty-Butfield 4/5, Brad Keighran 1/1 **def Glebe Dirty Reds (12)** Tries: Bruce Ward, Jamie Lawler; Goals: Joseph Whitikama Temara Taipari 2/2 [at St Marys Leagues Stadium, St Marys / Dharug](#)

Mounties (40) Tries: Jack Miller 2, Brad Abbey, Compton Fuatimau, Sia Fotu, Matt Lewin, Jarvis Leafa; Goals: Jack Miller 6/8 **def Brothers Penrith (6)** Tries: Donovan Boney; Goals: Donovan Boney 1/1 [at Parker Street Oval, Penrith / Dharug](#)

Wentworthville Magpies (58) Tries: Meni Luke 2, Beau Newlands 2, Liam Scolari 2, Blake Cook, Alfred Smalley, Felix Niutili-Schmidt, Leo Nasio, Iverson Mapu-Satiu, Elias Abou-Mrad; Goals: Josh Bergamin 2/7, Alfred Smalley 1/1, Zachary Hunter 1/2, Beau Newlands 1/1 **def Blacktown Workers (0)** [at HE Laybutt Sporting Complex, Blacktown / Dharug](#)

Hills District Bulls (24) Tries: Matt Komolafe, Maile Li, Viliami Pupu, Dakota Kakoi; Goals: Damian Nati 4/5 **def Ryde Eastwood Hawks (6)** Tries: Bayley Cox; Goals: Tyler Cassel 1/1 [at Crestwood Oval, Baulkham Hills / Bediagal](#)

Canterbury-Bankstown Bulldogs had a bye this round.

#	Team	P	W	D	L	B	+/-	Pts
1	St Marys	10	9	1	0	0	238	19
2	Mounties	8	7	1	0	2	126	19
3	Wentworthville	9	5	0	4	1	56	12
4	Ryde-Eastwood	8	5	0	3	1	42	12
5	Glebe	9	5	0	4	1	32	12
6	Hills	8	3	0	5	1	-4	8
7	Canterbury	8	1	0	7	2	-92	6
8	Brothers	9	2	0	7	1	-126	6
9	Blacktown	9	1	0	8	1	-272	4

Sydney Shield Round 3 (rescheduled match)

Ryde-Eastwood Hawks v Hills Bulls
Sat June 7 2025, 12:00pm at TG Millner Field, Marsfield / Wallumettagal

Ryde-Eastwood Hawks
1. Bilal El-Youssef 2. Jack Kidd 3. Ma'u Fonua Fotu 4. Elijah Pettit Young 5. Zakariya Agbere 6. Jonathan Ibrahim 7. Joshua Buttenshaw 8. Herman Tofaeono 9. Matthew Craparotta 10. Caleb Pese 11. Daniel Sykes 12. Tuarae Rawhiti 14. Jason Mignacca 15. Bailey Allison 16. Neville Verevakabau 17. Junior Taupau

Hills Bulls
1. Jake Forbes 2. Thomas Vanegas 3. Luke Simpson 4. Kenneth Koro 5. Benjamin Zahra 7. Kade Moujalli 9. Tom Watson 12. Travis Milner 13. Jayden Griffin 14. Daniel Cutrupi 15. Braydon Sherry 16. Luke Sherry 17. Joseph Romanos 18. Matthew Newlyn 19. Joshua Featherstone 20. Edmond Matta 35. Cole Buck

Referee: Brandon Mani; Sideline Officials: Jack Bird, Ethan Murray;

Round 10 Results

Glebe Dirty Reds (36) Tries: James Khoo 3, Jonti Morshead-Feidel, Brooklyn Taumata, Sione Manakofua; Goals: Brooklyn Taumata 6/7 **def St. Mary's Saints (30)** Tries: Lucas Rossi 2, Billy Thompson, Fletcher Haycock, Jhett Sydir; Goals: Jhett Sydir 5/5 [at St Marys Leagues Stadium, St Marys / Dharug](#)

Mounties (46) Tries: Tykan Gill 2, Daniel Mohammed 2, Abinadi Faalogo 2, Matthew Craparotta, Isaac Williams; Goals: Tyrone Tsagalias 7/8 **def Brothers Penrith (24)** Tries: Ethan Mokoia, Cameron Robertson, Harry Wald, Malakai Houia; Goals: Joseph Malula Buhendwa 3/3, Kye Raven 1/1 [at Parker Street Oval, Penrith / Dharug](#)

Hills District Bulls (46) Tries: Jayden Griffin, Mitch Gardiner, Tom Watson, Benjamin Zahra, Stan Longi, Braydon Sherry, Cole Buck, Travis Milner, Luke Simpson; Goals: Edmond Matta 5/8 **def Ryde-Eastwood Hawks (20)** Tries: Josh Rizk, Mason Ward, Cooper Petterson, Tuarae Rawhiti; Goals: Cooper Petterson 2/4 [at Crestwood Oval, Baulkham Hills / Bediagal](#)

Manly Leagues Club (34) Tries: Justin Burt 2, Charlie Boyle 2, Wiremu Tibbutt, Thomas Thelander; Goals: Lachlan Burt 5/6 **def Wentworthville Magpies (24)** Tries: Denzal Tonise, Jabriel Kalache, Will Epere, Atoa Markis; Goals: Liam O'Brien 4/4 [at 4 Pines Park, Brookvale / Cammeraygal](#)

Moorebank Rams had a bye this round.

#	Team	P	W	D	L	B	+/-	Pts
1	Wenty Utd	9	7	1	1	1	176	17
2	Manly	8	6	0	2	1	74	14
3	Hills	8	5	1	2	1	54	13
4	Mounties	8	4	0	4	2	91	12
5	St Marys	10	6	0	4	0	91	12
6	Glebe	9	5	0	4	1	-48	12
7	Ryde-Eastwood	7	3	0	4	1	-34	8
8	Brothers	9	1	0	8	1	-82	4
9	Moorebank	8	0	0	8	2	-322	4

Hostplus Cup Round 12

Western Clydesdales v Burleigh Bears

Sat 7 Jun 3:00PM

Toowoomba Sports Ground, Toowoomba / Giabal

Officials not yet announced.



Age	P	T	G	FG	Pts	Western		Burleigh		Age	P	T	G	FG	Pts
-	10	5	-	-	20	Kaden BUHSE	1	1	Lachlan WEST	-	7	5	-	-	20
-	-	-	-	-	-	Marcus SPENCE	2	2	Troy LEO	-	8	4	-	-	16
-	10	7	-	-	28	Joseph LITIDAMU	3	3	Sam SAULUMA	34	5	1	-	-	4
-	9	1	-	-	4	Stanford TALITA	4	4	Kea PERE	25	9	3	-	-	12
-	4	1	-	-	4	Fua SCHWALGER	5	5	Lorenzo MULTALO	25	5	3	-	-	12
-	7	3	-	-	12	Luke ROULAND	6	6	Guy HAMILTON	30	8	-	1	1	3
-	3	-	-	-	-	Luke JURD	7	7	Josh ROGERS	28	7	4	22	-	60
-	7	-	-	-	-	Patrick O'CALLAGHAN	8	8	Kurt DE LUIS	29	8	1	-	-	4
-	10	2	-	-	8	Kai DUGGAN	9	9	Paul ROACHE	26	9	-	-	-	-
-	10	-	-	-	-	Lachlan MEARS-CRABBE	10	10	Matthew KOELLNER	-	8	1	-	-	4
-	10	4	-	-	16	Heath GIBBS	11	11	Adam CHRISTENSEN	-	7	3	-	-	12
-	7	1	-	-	4	Logona VETEMOTU	12	12	Jacob McCUDDEN	-	8	1	-	-	4
27	10	-	-	-	-	Todd WHITE	13	13	Sam COSTER	32	9	1	-	-	4
-	1	-	-	-	-	Maea MITCHELL	14	14	Cole GEYER	-	9	3	-	-	12
-	6	1	-	-	4	Joshua KEOLLER	15	15	Creedence TOIA	-	7	2	-	-	8
-	3	-	-	-	-	Carl CLEMENT	16	16	Takitau MAPAPALANGI	-	3	-	-	-	-
-	4	-	-	-	-	Hayden ENSBEY	17	17	Lochlyn SHELTON	25	8	2	-	-	8
-	9	-	-	-	-	Lopini KIOA	18	18	Ryan JONES	26	-	-	-	-	-
-	9	-	-	-	-	Joel HUGHES	19	19	Josiah KARAPANI	23	7	6	-	-	24
-	7	-	-	-	-	Ryder HUTH	20	20	Fletcher BAKER	25	2	-	-	-	-
-	7	-	-	-	-	Tevita PETELO	21	21	Bailey BUTLER	27	2	-	-	-	-
-	-	-	-	-	-	-	22	22	Tom STEADMAN	25	3	-	6	-	12
-	-	-	-	-	-	-	-	-	-	-	-	-	-	-	-
-	-	-	-	-	-	-	-	-	-	-	-	-	-	-	-
58	50	-	-	-	-	Jason ALCHIN	-	-	Luke BURT	44	53	-	-	-	-

Head to head record

	TOTAL	WESTERN	BURLEIGH	DRAWN
ALL MATCHES	3	0	3	0
TOOWOOMBA	0	0	0	0

Last two meetings

YEAR	ROUND	RESULT	VENUE
2024	Round 16	BURLEIGH 56-18	Fr Ranger Oval
2025	Round 4	BURLEIGH 30-16	UAA Park

Mackay Cutters v Ipswich Jets

Sat 7 Jun 3:30PM

BB Print Stadium, South Mackay / Yuwibara

Officials not yet announced.



Age	P	T	G	FG	Pts	Mackay	Ipswich	Age	P	T	G	FG	Pts	
-	10	6	-	-	24	Rayden BURNS	1	1	Declan HAYDON	-	7	1	-	4
22	10	6	-	-	24	Brenton BAIRA	2	2	Jonathon REUBEN	32	7	7	-	28
-	5	-	-	-	-	Jed BIGNELL	3	3	Luke MADDAFORD	-	4	3	-	12
-	3	-	-	-	-	Dario TAKITAKI	4	5	Rashaun DENNY	26	9	3	-	12
-	5	3	-	-	12	Jimmy NGUTLIK	5	4	Ken MAUMALO	30	10	3	-	12
27	8	1	18	-	40	Bailey GILL	6	6	Julian CHRISTIAN	27	10	2	1	- 10
23	10	3	7	-	26	Ryan RIVETT	7	7	Dion TEAUPA	23	7	1	27	2 60
27	6	1	-	-	4	Thomas MIKAELE	8	8	Izac FA'ASUAMALEAUI	23	6	-	-	-
-	9	-	-	-	-	Temple KALEPO	9	9	Oliver PASCOE	25	10	9	-	36
-	6	-	-	-	-	Matthew WATTS	10	10	Blake LENEHAN	27	10	1	-	4
-	2	-	-	-	-	Tom McNULTY	11	11	Ryan FORAN	-	10	2	-	8
28	10	-	-	-	-	Hiale ROYCROFT	12	12	Corey ROSS	22	2	1	-	4
-	8	-	-	-	-	Braydon GUYAN	13	13	Brett GREINKE	31	7	1	-	4
24	7	2	-	-	8	Mitch FOGARTY	14	14	Brandon CLARKE	24	9	-	-	-
-	4	1	-	-	4	Julius KAPELI	15	15	Nicholas HALALILO	-	9	-	-	-
-	9	1	-	-	4	Jeremiah MATAUTIA	16	16	Ben LIYOU	24	4	-	-	-
-	-	-	-	-	-	Luke PIETZNER	17	17	Paterika VAIVAI	33	7	-	-	-
-	-	-	-	-	-	Rory WOODALL	18	18	Mathew LYONS	27	4	-	-	-
-	-	-	-	-	-	Sheldon DIAZ	19	19	Zachery McMINN	-	1	-	-	-
-	2	-	-	-	-	Baden ROBINSON	20	20	Joshua PATSTON	26	9	2	-	8
26	8	-	-	-	-	Brandon RUSSELL	22	22	Blake MOZER	21	8	3	-	12
-	-	-	-	-	-	Nicholas ZUSAK	24	24						
40	14	-	-	-	-	Adam CUTHBERTSON			Tye INGBRIGTSEN	-	20	-	-	-

Head to head record

	TOTAL	MACKAY	IPSWICH	DRAWN
ALL MATCHES	29	12	17	0
BB PRINT	11	4	7	0

Last two meetings

YEAR	ROUND	RESULT	VENUE
2024	Round 14	MACKAY 30-16	BB Print Stadium
2024	Round 20	IPSWICH 30-12	Nth Ipswich Res.

Sunshine Coast Falcons v Central Queensland Capras

Sat 7 Jun 5:00PM

Sunshine Coast Stadium, Bokarina / Kabi Kabi

Officials not yet announced.



Age	P	T	G	FG	Pts	Sunshine Coast	Central	Age	P	T	G	FG	Pts	
-	7	2	-	-	8	Taine COUPER	1	1	Trai FULLER	28	1	-	-	-
-	8	7	-	-	28	Zion JOHNSON	2	2	Kurtis FARR	22	7	3	-	12
-	9	2	-	-	8	Harrison McINDOE	3	3	Tevita NAUFAHU	-	8	8	-	32
-	4	1	-	-	4	Mason PEUT	4	4	Nixon PUTT	30	9	2	-	8
-	7	2	-	-	8	Flynn CAMILLERI	5	5	Tom FARR	25	3	1	-	4
-	1	-	-	-	-	Corey HERDEGEN	6	6	Aaron MOORE	24	6	1	-	4
-	9	-	-	-	-	Mitch HENDERSON	7	7	Blake MOORE	25	6	3	19	50
31	4	-	-	-	-	Patrice SIOLO	18	8	Tyler SZEPANOWSKI	26	8	1	-	4
-	9	-	-	-	-	Danny HEENAN	9	9	Jai HANSEN	-	6	1	-	4
-	9	3	-	-	12	Cooper PAGE-WILSON	10	10	Valentine RICHARD	-	5	-	-	-
-	2	2	-	-	8	Joseph VITE	11	11	Zev JOHN	26	7	-	-	-
-	9	2	-	-	8	Thallon PETERS	12	12	Ben CONDON	24	9	1	-	4
28	9	-	-	-	-	Sam BURNS	13	13	Aaron TEROI	29	2	-	-	-
-	1	-	-	-	-	Drew TIMMS	14	14	John FINEANGANOF	-	6	3	1	14
-	8	1	-	-	4	Neilhana OLDHAM	15	15	Riley REID	-	-	-	-	-
24	8	-	-	-	-	Kaleb SUTTON	16	16	Elijah RASMUSSEN	-	8	2	-	8
-	4	1	-	-	4	Fletcher SPICER	17	17	Khaiya WAIEMBI	-	7	1	-	4
-	2	-	-	-	-	Takai MOKOHAR	19	18	Mataio TAPAU-BON	-	-	-	-	-
-	5	2	-	-	8	Blake MOORE	20	19	Matthew BAKER	-	1	-	-	-
-	-	-	-	-	-	Ethan SAISO'AA	21	20	Tane KIRIONA	-	9	-	-	-
-	-	-	-	-	-	George TAUALAI	22	21	Jackson MILLER	-	-	-	-	-
-	-	-	-	-	-	Kaden WILLIAMS	23	22	Noah RYAN	-	4	-	-	-
22	3	-	-	-	-	Sualauvi FA'ALOGO	24	23	Peyton JENKINS	-	5	1	2	8
26	6	1	-	-	4	Lazarus VAALEPU	25	24	Larson DOYLE	-	3	-	-	-
-	75	-	-	-	-	Brad HENDERSON			Lionel HARBIN	48	93	-	-	-

Head to head record

	TOTAL	SUNSHINE COAST	CENTRAL QLD	DRAWN
ALL MATCHES	23	12	9	2
SUN. COAST	9	7	1	1

Last two meetings

YEAR	ROUND	RESULT	VENUE
2023	Semi Final	CENTRAL QLD 38-10	Browne Park
2024	Round 7	SUNSHINE COAST 22-14	Rugby Park

Northern Pride v Souths Logan Magpies

Sat 7 Jun 5:30PM

Barlow Park, Cairns / Yidindji

Officials not yet announced.



Age	P	T	G	FG	Pts	Northern	Souths Logan	Age	P	T	G	FG	Pts			
24	9	2	-	-	8	Jarrett SUBLOO	1	1	Latrell SIEGWALT	-	9	5	30	-	80	
27	7	2	-	-	8	Isaac LUMELUME	2	2	Floyd AUBREY	-	9	8	-	-	32	
-	5	-	-	-	-	Braithan KETCHELL	3	3	Kienan TEMPEST	-	10	2	-	-	8	
-	1	-	-	-	-	Quinnlan TUPOU	4	4	Ricky LEUTELE	35	3	-	-	-	-	
-	9	3	-	-	12	Esom IOKA	5	5	Israel LEOTA	-	10	10	-	-	40	
21	7	3	17	-	46	Thomas DUFFY	6	6	Anthony MILFORD	30	9	1	-	-	4	
27	1	-	2	-	4	Jake CLIFFORD	7	7	Coby BLACK	19	10	4	9	-	34	
29	10	-	-	-	-	Nick LUI-TOSO	8	8	Pride PETTERSON-ROBATI	29	10	1	-	-	4	
-	9	1	-	-	4	Nicholas LENAZ	9	9	Callum EGGERLING	23	10	5	1	-	22	
-	10	3	-	-	12	Marly BITUNGANE	10	10	Va'a SEMU	-	7	1	-	-	4	
-	4	-	-	-	-	Jack BOYLING	11	11	Te McDONALD	-	5	2	-	-	8	
20	9	3	-	-	12	Jamal SHIBASAKI	12	12	Harry WALTERS	-	6	-	-	-	-	
26	10	-	-	-	-	Campbell DUFFY	13	13	Rory FERGUSON	26	8	3	-	-	12	
23	9	-	-	-	-	Adrian TREVILYAN	14	14	Kingstimer PARAIA	26	1	-	-	-	-	
25	10	2	-	-	8	Kenneth FONOTI	15	15	Kobe TARARA	26	5	-	-	-	-	
-	1	-	-	-	-	Samuel CRAMP	16	16	Kobe MARTIN	-	1	-	-	-	-	
-	6	1	2	-	8	Seamus KING-SMITH	17	17	Phranklyn MANO-LE-MAMEA	-	1	-	-	-	-	
-	3	-	-	-	-	Tanielai TAUFO'OU	18	18	Mitchell OWEN	-	3	1	-	-	4	
25	3	4	-	-	16	Ricco FALANIKO	19	19	William SAMUEL	27	1	-	-	-	-	
-	-	-	-	-	-	Feao TONGIA	20	21	Penisimani TEAUPA	-	-	-	-	-	-	
-	-	-	-	-	-	James BRAZERS	21	22	Blake MOZER	21	8	3	-	-	12	
28	3	2	-	-	8	Braidon BURNS	22	23	Benjamin TE KURA	21	9	5	-	-	20	
									24	Tyson SMOOTHY	25	6	2	-	-	8
40	10	-	-	-	-	Russell AITKEN	Karmichael HUNT		38	52	-	-	-	-	-	



BYE: Tweed Seagulls

Wynnum Manly Seagulls v Townsville Blackhawks

Sun 8 Jun 2:10PM

BMD Kougari Oval, Manly West / Quandamooka

Officials not yet announced.



Age	P	T	G	FG	Pts	Wynnum Manly	Townsville	Age	P	T	G	FG	Pts
23	9	8	-	-	32	Ben FARR 1	McKenzie BAKER	-	9	5	-	-	20
-	2	1	-	-	4	Will PARSLOW 2	Dudley DOTOI	-	9	10	-	-	40
-	3	1	-	-	4	Tieran ROSS 3	Tom NISBET	25	9	2	-	-	8
29	8	3	-	-	12	Kalolo SAITUAU 22	Robbie STOREY	25	6	2	-	-	8
-	2	-	-	-	-	Cooper ROBERTS 5	Kalifa FAIFAI LOA	35	9	3	2	-	16
-	4	1	1	-	6	Joshua BERRYMAN 6	Matthew WRIGHT	34	7	-	3	-	6
-	1	-	-	-	-	Liam SUTTON 7	Bailey BIONDI-ODO	23	5	4	-	-	16
-	9	-	-	-	-	Joshua CORIC 8	Joshua STUCKEY	26	8	5	-	-	20
-	7	2	-	-	8	Chaz JARVIS 9	Jayden HODGES	31	9	2	-	-	8
30	9	1	-	-	4	Jordan GRANT 10	Kaiden LAHRS	-	6	3	-	-	12
26	4	-	-	-	-	Jaiyden HUNT 11	Edward HAMPSON	-	9	4	-	-	16
25	9	2	8	-	24	Luke GALE 12	Tyrone GUNN-JAMES	-	9	1	-	-	4
-	9	1	-	-	4	James UESELE 13	Isaiah LATU	26	9	-	-	-	-
-	9	3	-	-	12	Cameron BUKOWSKI 14	Toby THORBURN	-	8	-	-	-	-
28	7	3	-	-	12	Jamie HILL 15	James TAMOU	36	8	-	-	-	-
-	9	-	-	-	-	Toni TUPOUNIUA 16	Jackson OWEN	-	2	-	-	-	-
-	2	-	-	-	-	Richard HOLANI 17	Luke WEBLEY	24	4	1	-	-	4
-	1	-	-	-	-	Nathan WARD 18	Jayden SHARP	24	5	-	-	-	-
-	6	1	-	-	4	Oskar ENASIO 4	Declan DOWSON	-	-	-	-	-	-
23	-	-	-	-	-	Ugo TISON 19	Kane JACKSON	-	2	1	-	-	4
-	-	-	-	-	-	Jayden WRIGHT 20	Logan COHEN	-	-	-	-	-	-
-	-	-	-	-	-	Ethan MALT 21	Jack CAMPAGNOLO	26	9	2	25	2	60
-	8	6	-	-	24	Ronald PHILITOGA 23	Lennix TOVO	-	1	-	5	-	10
26	7	3	-	-	12	Sione HOPOATE 24							
43	53	-	-	-	-	Mathew HEAD	Terry CAMPESE	40	29	-	-	-	-

Head to head record

	TOTAL	WYNNUM-MANLY	TOWNSVILLE	DRAWN
ALL MATCHES	13	6	7	0
KOUGARI OVAL	4	2	2	0

Last two meetings

YEAR	ROUND	RESULT	VENUE
2024	Round 5	WYNNUM-MANLY 40-30	Jack Manski Oval
2024	Round 22	WYNNUM-MANLY 36-12	Kougari Oval

Brisbane Tigers v Norths Devils

Sun 8 Jun 3:00PM

Totally Workwear Stadium, Coorparoo / Turrbal

Officials not yet announced.



Age	P	T	G	FG	Pts	Brisbane	Norths	Age	P	T	G	FG	Pts
-	4	1	-	-	4	Tony THOMPSON 1	Matthew MILSON	27	10	3	-	-	12
-	6	1	-	-	4	Jodeci BAKER-TIRAHA 2	Tony TUMUSA	29	2	-	-	-	-
-	10	5	-	-	20	Josh SMITH 3	Jordan LIPP	24	10	2	29	-	66
-	9	4	-	-	16	Saimone AHOMANA 4	Blake PASKINS	24	8	7	-	-	28
25	6	3	-	-	12	Kane BRADLEY 5	Manase KAHO	-	10	7	-	-	28
33	9	2	-	-	8	Ryley JACKS 6	Ben STEVANOVIC	25	5	1	5	-	14
25	9	3	-	-	12	Tahj WOOD 7	Jack AHEARN	32	1	-	-	-	-
-	10	-	-	-	-	Samuel WALLIS 8	Peter HOLA	26	8	-	-	-	-
-	7	-	-	-	-	Jackson CHANG 9	Kierran MOSELEY	31	7	2	-	-	8
29	10	-	1	-	2	Joe STIMSON 10	Wyatt REYNOLDS	26	4	-	-	-	-
28	5	-	-	-	-	Thomas RAFTER 11	Sam ELLIOTT	28	10	4	-	-	16
-	1	-	-	-	-	Jared NAUMA 12	Lachlan LEWIS	-	7	1	-	-	4
-	9	2	-	-	8	Mitchell SPENCER 13	Zac BROOKS	-	3	-	-	-	-
21	9	3	18	-	48	Keagan RUSSELL-SMITH 14	Lauloto SALEI	-	10	1	-	-	4
-	9	-	-	-	-	Jack NATAPU 15	Brody TAMARUA	-	3	-	-	-	-
24	3	2	-	-	8	Sylvester NAMO 16	Ben NAKUBUWAI	29	1	-	-	-	-
26	5	1	-	-	4	Caleb DAUNT 17	Justin MAKIRERE	-	4	-	-	-	-
-	8	3	-	-	12	Asher O'DONNELL 18	Kane RUSHTON	-	2	1	-	-	4
34	-	-	-	-	-	Bennett LESLIE 19	Thomas MCKENZIE	-	-	-	-	-	-
-	-	-	-	-	-	Joshua COLLIS 20	Zakaria MCGUIRE	-	3	-	-	-	-
-	6	-	11	-	22	Noah NATAPU 21	Christian GALE	25	-	-	-	-	-
-	-	-	-	-	-	Blake ANDERS 22	Andre NIKO	27	-	-	-	-	-
-	-	-	-	-	-	Jake HOUSE 23							
35	7	-	-	-	-	Leivaha PULU 24							
-	53	-	-	-	-	Matt CHURCH	Rohan SMITH	44	57	-	-	-	-

Head to head record

	TOTAL	BRISBANE	NORTHS	DRAWN
ALL MATCHES	87	44	39	4
TOT. WORKWEAR	35	12	20	3

Last two meetings

YEAR	ROUND	RESULT	VENUE
2023	Round 9	BRISBANE 30-10	Bishop Park
2024	Round 9	NORTHS 62-16	Bishop Park

PNG Hunters v Redcliffe Dolphins

Sun 8 Jun 3:00PM

Santos National Football Stadium, Port Moresby / PNG

Officials not yet announced.



Age	P	T	G	FG	Pts	PNG	Burleigh	Age	P	T	G	FG	Pts
-	10	11	-	-	44	Sanny WABO 1	Zacariah MILES	24	9	5	-	-	20
28	10	8	-	-	32	Brandon NIMA 2	Junior TUPOU	22	7	5	-	-	20
-	10	6	-	-	24	Alex MAX 3	Will PARTRIDGE	28	8	3	-	-	12
-	6	3	-	-	12	Elijah ROLTINGA 4	Ethan QUAI-WARD	25	9	3	-	-	12
26	10	6	-	-	24	Solo WANE 5	Nat MCGAVIN	29	4	1	-	-	4
-	10	3	-	-	12	Gairo VORO 6	Dantoray LUI	-	9	2	-	-	8
29	10	1	17	-	38	Jamie MAVOKO 7	Joshua JAMES	24	9	3	30	-	72
-	7	-	-	-	-	Manisa KAI 8	Ob TAWHA	-	9	4	-	-	16
-	8	-	10	-	20	Trevor SOLU 9	Brent WOOLF	27	9	-	-	-	-
27	3	-	-	-	-	Epel KAPINIAS 10	Josh ALLEN	-	7	-	-	-	-
-	10	1	-	-	4	Murray CONNORS 11	Jaron PURCELL	-	3	3	-	-	12
-	10	2	-	-	8	Robert MATHIAS 12	Tom OPACIC	30	7	1	-	-	4
30	10	-	-	-	-	Ila ALU 13	Max BAILEY	28	7	1	-	-	4
-	7	1	-	-	4	Finley GLARE 14	Kyle SCHNEIDER	25	7	-	-	-	-
27	10	-	-	-	-	Jordan PAT 15	Sheldon PITAMA	28	7	1	-	-	4
-	5	-	-	-	-	Seal KALO 16	Tray LOLESIO	-	9	-	-	-	-
-	2	-	-	-	-	Manuel ANIS 17	Lopeti MAFI	-	8	-	-	-	-
-	4	-	-	-	-	Steven BRUNO 18	Jack JOHNSON	29	-	-	-	-	-
-	-	-	-	-	-		Tom McGRATH 19	25	8	1	-	-	4
-	-	-	-	-	-		William DOBSON 20	-	-	-	-	-	-
-	-	-	-	-	-		Jarrett BOLAND 21	27	-	-	-	-	-
-	-	-	-	-	-		Thomas CASEY 22	-	1	-	-	-	-
40	33	-	-	-	-	Paul AITON	Eric SMITH	-	57	-	-	-	-

Head to head record

	TOTAL	PNG	REDCLIFFE	DRAWN
ALL MATCHES	18	7	10	1
SANTOS	7	4	3	0

Last two meetings

YEAR	ROUND	RESULT	VENUE
2024	Round 6	REDCLIFFE 39-20	Santos
2024	Round 20	REDCLIFFE 46-14	Kayo

Hostplus Cup Round 11 Results

Wynnum-Manly Seagulls 28 (B. Farr, C. Jarvis, W. Parslow, T. Ross, K. Saitaua tries; L. Gale 4 goals) **defeated Central Queensland Capras 0 at Ron Stark Oval.** Date: Sat, 31st May. Kickoff: 2:00 PM. Halftime: Wynnum-Manly 12-0. Penalties: Wynnum-Manly 12-4. Referee: Josh Eaton.
Wynnum: Farr, Parslow, Ross, Saitaua, Roberts; Berryman, Sutton; Hunt, Jarvis, Grant, Frei (C), Gale, Uesele. Int: Coric, Bukowski, Hill, Tupouniua. **Central:** Fuller, Rothery, Naufahu, Farr, Farr; Fineanganofa, Ryan; Condon, Hansen, Richard, John, Putt, Kiriona. Int: Teroi, Baker, Rasmussen, Waiembi.

Burleigh Bears 21 (L. Mulitalo 2, A. Christensen, L. West tries; J. Rogers 2 goals; G. Hamilton field goal) **defeated Souths Logan Magpies 8** (K. Tempest try; L. Siegwalt 2 goals) **at UAA Park.** Date: Sat, 31st May. Kickoff: 3:00 PM. Halftime: Souths Logan 8-6. Penalties: Burleigh 10-9. Referee: Cody Kwik.
Burleigh: West, Leo, Sauluma (C), Pere, Mulitalo; Rogers, Hamilton; Koellner, Roache, De Luis, Christensen, McCudden, Coster (C). Int: Geyer, Toia, Mapapalangi, Sheldon. **Souths Logan:** Siegwalt, Aubrey, Tempest, Leutele, Leota; Milford (C), Black; Petterson-Robati, Mozer, Semu, McDonald, Tararo, Eggerling. Int: Walters, Martin, Samuel, Paraia.

Norths Devils 28 (S. O'Sullivan 2, S. Elliott, L. Lewis, B. Paskins tries; J. Lipp 4 goals) **defeated Tweed Seagulls 14** (K. Hayman, J. Kirk, J. Vuna tries; K. Hayman goal) **at Bishop Park.** Date: Sat, 31st May. Kickoff: 3:00 PM. Halftime: Norths 16-14. Penalties: 3-all. Referee: Chris Sutton.
Norths: Milson, Tumusa, Lipp, Paskins, Kahoe; Stevanović, O'Sullivan; Hola, Salei, Reynolds, Elliott, Lewis, Brooks. Int: Moseley (C), Rushton, Tamarua, Nakubuawai. **Tweed:** McGrady (C), Hayman, Donovan, Turner, Kirk; Rau-Turner, Ngatuere-Wroe; Simpkins, Mullany, Liolveave, Croker, Sands, Robson. Int: Cook, Collins, Vuna, Burton.

Sunshine Coast Falcons 32 (Z. Johnson 4, C. Page-Wilson, L. Vaalepu tries; C. Hunter 4 goals) **defeated Mackay Cutters 8** (J. Ngutlik, R. Rivett tries) **at Sunshine Coast Stadium.** Date: Sat, 31st May. Kickoff: 5:00 PM. Halftime: Sunshine Coast 16-4. Penalties: Mackay 12-8. Referee: Ben Watts.
Sunshine Coast: Couper, Johnson, McIndoe, Peut, Camilleri; Herdegen, Hunter; Siolo, Heenan, Vaalepu, Vite, Peters, Burns (C). Int: Henderson, Spicer, Sutton, Page-Wilson. **Mackay:** Burns, Baira, Bignell, Takitaki, Ngutlik; Gill, Rivett; Mikaele, Lawton, Watts, McNulty, Roycroft, Kalepo. Int: Fogarty, Kapeli, Guyan, Matautia.

Ipswich Jets 42 (O. Pascoe 3, A. Fitzgibbon 2, R. Denny, D. Teaupa tries; D. Teaupa 7 goals) **defeated Western Clydesdales 12** (K. Buhse, L. Vetemotu tries; C. Fenning 2 goals) **at North Ipswich Reserve.** Date: Sun, 1st June. Kickoff: 2:10 PM. Halftime: Ipswich 24-0. Penalties: Ipswich 11-10. Referee: Adam Rossiter.
Ipswich: Haydon, Fitzgibbon, Ross, Denny, Reuben; Christian, Teaupa; Fa'asumaleaui, Pascoe, Lenehan (C), Hau, Patston, Hetherington. Int: Foran, Maumalo, Vaivai, Liyou. **Western:** Buhse, Fenning, Litidamu, Talita, Schwalger; Hughes, Jurd (C); O'Callaghan, Duggan, Mears-Crabbe, Gibbs, Vetemotu, Pere (C). Int: Ensbey, Rouland, White, Keoller.

PNG Hunters 20 (E. Roltinga 2, A. Max, S. Wabo tries; J. Mavoko, T. Solu goals) **defeated Northern Pride 16** (K. Fonoti, E. Ioka, N. Lenaz tries; S. King-Smith 2 goals) **at Santos National Football Stadium.** Date: Sun, 1st June. Kickoff: 3:00 PM. Halftime: PNG 10-4. Penalties: Northern 5-4. Referee: Tyson Brough.
PNG: Wabo, Nima, Max, Roltinga, Wane; Voro, Mavoko; Pat, Solu, Kapinias, Connors, Mathias, Alu (C). Int: Glare, Kai, Kalo, Anis. **Northern:** O'Quinn Orangi-Harla, Lumelume, Ketchell, Tupou, Ioka; Subloo, King-Smith; Lui-Toso (C), Lenaz, Bitungane, Aukafolau, Shibasaki, Duffy. Int: Kira, Trevilyan, Fonoti, Boyling.

#	Team	P	W	D	L	B	+/-	Pts
1	Norths	10	9	0	1	1	128	20
2	Townsville	9	8	0	1	2	56	20
3	Wynnum	9	6	0	3	2	52	16
4	Burleigh	9	7	0	2	1	43	16
5	Ipswich	10	7	0	3	1	35	16
6	PNG	10	6	0	4	1	36	14
7	Redcliffe	9	4	0	5	2	6	12
8	Sunshine Coast	9	4	0	5	2	-2	12
9	Brisbane	10	4	1	5	1	-28	11
10	Souths Logan	10	4	0	6	1	37	10
11	Tweed	10	3	0	7	1	-16	8
12	Mackay	10	3	0	7	1	-67	8
13	Central	9	2	1	6	1	-62	7
14	Northern	10	2	0	8	1	-6	6
15	Western	10	2	0	8	1	-212	6

Most tries

#	Player	Team	P	T
1	Sanny Wabo	PNG	10	11
2	Dudley Dotoi	Townsville	9	10
=	Israel Leota	Souths Logan	10	10

Most goals

#	Player	Team	P	G/A	%
1	Jock Madden	Wynnum	7	30 / 33	91%
=	Joshua James	Redcliffe	9	30 / 39	77%
=	Latrell Siegwalt	Souths Logan	9	30 / 41	73%
=	Cody Hunter	Sunshine Coast	9	30 / 42	71%

Most points

#	Player	Team	P	T	G	FG	Pts
1	Latrell Siegwalt	Souths Logan	9	5	30	-	80
2	Joshua James	Redcliffe	9	3	30	-	72
=	Cody Hunter	Sunshine Coast	9	3	30	-	72

U20 NRLQ Series Round 2

Brisbane Broncos v Gold Coast Titans
Sat June 7 2025, 1:15pm at Toowoomba Sports Ground, Toowoomba / Giabal
Brisbane Broncos
1. Saxon Innes 2. Finn Kendall 3. Phillip Coates 4. Thomas Morcom 5. Disharne Tonihi 6. Ryder Abell 7. Bailey McConnell 8. Michael Waqa 9. Preston Cassidy 10. Brady Turner 11. Marley Igasan 12. Jett Bryce 13. Jackson Koina 14. Kylem Vunipola 15. Zane Ford 16. Dirhys Sefo 17. Matthew Schultz 18. Billy Tonkin
Gold Coast Titans
1. Raymond Puru 2. Meihana Pauling 3. William Herbert 4. Sam Stephenson 5. Jeremy Trappett 6. Javon Andrews 7. Zane Harrison 8. Jaylen Taewa 9. Hudson Towell 10. Bodhi Sharpley 11. Lukji Yloi 12. Jye Watton 13. Cooper Bai 14. Jesse Soric 15. Junior Filimaua 16. Isaac Harrison 17. Sunny Kama 18. Oscar Laffranchi 19. Jack McCosker 20. Henry Kallquist 21. Dominic Kallquist 22. Torino Jackson
Officials not yet announced.

North Queensland Cowboys v Dolphins
Sat June 7 2025, 1:30pm at Townsville Sports Reserve, North Ward / Wulgurukaba
North Queensland Cowboys
1. Xavier Hellyer 2. Joseph Doyle 3. Keyarn Pene 4. Assariah Lenoy Sam 5. Cohen Dittmann 6. Patrick Irwin 7. Zac Herdegen 8. Tavita Penaia Te'o 9. Marley Helion 10. Mafiou Cherif 11. Maddox Goodwin 12. Travis Lerner 13. Kayne Smith 14. Cohen Emmi 15. Kyle Bader 16. Jack Thorburn 17. Jasper Barry 18. Setaleki Mafileo
Dolphins
1. Seth Carpenter 2. Callum Bowles 3. James Walsh 4. Elijah McKay 5. LJ Nonu 6. Lachlan Buchbach 7. Brooklyn Sabine 8. Patrick Kailahi 9. Braelan Marsh 10. Lewis Symonds 11. Jac Finigan 12. Baylen Donald 13. Charlie Dickson 14. Carter Ford 15. Zac Garton 16. Shaun Elara 17. Reeco Kirk 18. Mitchell Rogers 19. Michael Hunnissett
Officials not yet announced.

Round 1 results

Dolphins (40) Tries: James Walsh 3, Lewis Symonds, Callum Bowles, Noah Fien, Brooklyn Sabine; Goals: Callum Bowles 5/6, James Walsh 1/1 **def Gold Coast Titans (22)** Tries: Raymond Puru, Oscar Laffranchi, Taylan To'A, Lukji Yloi; Goals: Javon Andrews 3/4 at Cbus Super Stadium, Robina / Yugambeh

North Queensland Cowboys (36) Tries: Cohen Dittmann 2, Mafiou Cherif 2, Joseph Doyle, Patrick Irwin, Setaleki Mafileo; Goals: Zac Herdegen 4/7 **def Brisbane Broncos (16)** Tries: Bailey McConnell, Phillip Coates, Finn Kendall; Goals: Disharne Tonihi 2/3 at Queensland Country Bank Stadium, Townsville / Wulgurukaba

#	Team	P	W	D	L	B	+/-	Pts
1	North Qld	1	1	0	0	0	18	2
2	Dolphins	1	1	0	0	0	18	2
3	Brisbane	1	0	0	1	0	-18	0
4	Gold Coast	1	0	0	1	0	-18	0

Remaining fixtures

Round 3
Gold Coast Titans v North Queensland Cowboys
Sat 28 Jun 11:15AM at Seagulls Sporting Complex, Tweed Heads West / Bundjalung
Brisbane Broncos v Dolphins
Sun 29 Jun 12:15PM at BMD Kougari Oval, Manly West / Quandamooka

Round 4
Dolphins v North Queensland Cowboys
Sat 5 Jul 12:00AM at Kayo Stadium, Redcliffe / Kabi Kabi
Gold Coast Titans v Brisbane Broncos
Sun 6 Jul 4:05PM at North Ipswich Reserve, North Ipswich / Yuggera

Round 5
Brisbane Broncos v North Queensland Cowboys
Sun 27 Jul 1:00PM at Kayo Stadium, Redcliffe / Kabi Kabi
Dolphins v Gold Coast Titans
Sun 27 Jul 3:00PM at Kayo Stadium, Redcliffe / Kabi Kabi

Round 6
North Queensland Cowboys v Gold Coast Titans
Sat 2 Aug 1:30PM at Townsville Sports Reserve, North Ward / Wulgurukaba
Dolphins v Brisbane Broncos
Sat 9 Aug 12:00AM at Suncorp Stadium, Milton / Yuggera-Turrbal

No finals series

Women's BMD Premiership Season Draw

Round 1

Tweed Seagulls v Mackay Cutters
Sat 14 Jun 1:00PM at Piggabeen Sports Complex, Tweed Heads / Bundjalung
Central Queensland Capras v Ipswich Jets
Sat 14 Jun 2:00PM at Rugby Park, Rockhampton / Darumbal
Burleigh Bears v Western Clydesdales
Sat 14 Jun 3:30PM at UAA Park, Miami / Yugambeh
Norths Devils v Sunshine Coast Falcons
Sat 14 Jun 4:00PM at Bishop Park, Nundah / Turrbal
Brisbane Tigers v Northern Pride
Sun 15 Jun 1:00PM at Totally Workwear Stadium, Coorparoo / Turrbal
Souths Logan Magpies v Wynnum Manly Seagulls
Sun 15 Jun 1:20PM at Davies Park, West End / Yuggera-Turrbal

Round 2

Brisbane Tigers v Mackay Cutters
Sat 21 Jun 1:00PM at Totally Workwear Stadium, Coorparoo / Turrbal
Western Clydesdales v Northern Pride
Sat 21 Jun 1:00PM at Toowoomba Sports Ground, Toowoomba / Giabal
Burleigh Bears v Souths Logan Magpies
Sat 21 Jun 1:30PM at UAA Park, Miami / Yugambeh
Sunshine Coast Falcons v Wynnum Manly Seagulls
Sat 21 Jun 3:30PM at Sunshine Coast Stadium, Bokarina / Kabi Kabi
Central Queensland Capras v Norths Devils
Sat 21 Jun 4:00PM at Rugby Park, Rockhampton / Darumbal
Tweed Seagulls v Ipswich Jets
Sun 22 Jun 1:00PM at Piggabeen Sports Complex, Tweed Heads / Bundjalung

Round 3

Tweed Seagulls v Burleigh Bears
Sat 28 Jun 1:00PM at Piggabeen Sports Complex, Tweed Heads / Bundjalung
Mackay Cutters v Central Queensland Capras
Sat 28 Jun 2:00PM at BB Print Stadium, South Mackay / Yuwibara
Northern Pride v Wynnum Manly Seagulls
Sat 28 Jun 3:20PM at Barlow Park, Cairns / Yidinj
Sunshine Coast Falcons v Western Clydesdales
Sat 28 Jun 3:30PM at Sunshine Coast Stadium, Bokarina / Kabi Kabi
Norths Devils v Souths Logan Magpies
Sun 29 Jun 12:50PM at Bishop Park, Nundah / Turrbal
Ipswich Jets v Brisbane Tigers
Sun 29 Jun 2:00PM at North Ipswich Reserve, North Ipswich / Yuggera

Round 4

Wynnum Manly Seagulls v Central Queensland Capras
Sat 5 Jul 12:00PM at BMD Kougari Oval, Manly West / Quandamooka
Souths Logan Magpies v Brisbane Tigers
Sat 5 Jul 12:20PM at Davies Park, West End / Yuggera-Turrbal
Burleigh Bears v Norths Devils
Sat 5 Jul 1:30PM at UAA Park, Miami / Yugambeh
Mackay Cutters v Sunshine Coast Falcons
Sat 5 Jul 2:00PM at BB Print Stadium, South Mackay / Yuwibara
Western Clydesdales v Tweed Seagulls
Sun 6 Jul 1:00PM at Toowoomba Sports Ground, Toowoomba / Giabal
Ipswich Jets v Northern Pride
Sun 6 Jul 2:00PM at North Ipswich Reserve, North Ipswich / Yuggera

Round 5

Brisbane Tigers v Sunshine Coast Falcons
Sat 12 Jul 1:00PM at Totally Workwear Stadium, Coorparoo / Turrbal
Mackay Cutters v Wynnum Manly Seagulls
Sat 12 Jul 2:00PM at BB Print Stadium, South Mackay / Yuwibara
Central Queensland Capras v Western Clydesdales
Sat 12 Jul 2:00PM at Rugby Park, Rockhampton / Darumbal
Northern Pride v Burleigh Bears
Sat 12 Jul 3:20PM at Barlow Park, Cairns / Yidinj
Tweed Seagulls v Souths Logan Magpies
Sun 13 Jul 1:00PM at Piggabeen Sports Complex, Tweed Heads / Bundjalung
Ipswich Jets v Norths Devils
Sun 13 Jul 2:00PM at North Ipswich Reserve, North Ipswich / Yuggera

Round 6

Wynnum Manly Seagulls v Ipswich Jets
Sat 19 Jul 1:20PM at BMD Kougari Oval, Manly West / Quandamooka
Burleigh Bears v Brisbane Tigers
Sat 19 Jul 1:30PM at UAA Park, Miami / Yugambeh
Central Queensland Capras v Tweed Seagulls
Sat 19 Jul 2:00PM at Rugby Park, Rockhampton / Darumbal
Norths Devils v Mackay Cutters
Sat 19 Jul 3:20PM at Bishop Park, Nundah / Turrbal
Sunshine Coast Falcons v Northern Pride
Sat 19 Jul 3:30PM at Sunshine Coast Stadium, Bokarina / Kabi Kabi
Souths Logan Magpies v Western Clydesdales
Sun 20 Jul 3:00PM at Davies Park, West End / Yuggera-Turrbal

Round 7

Wynnum Manly Seagulls v Western Clydesdales
Sat 9 Aug 12:00PM at BMD Kougari Oval, Manly West / Quandamooka
Brisbane Tigers v Tweed Seagulls
Sat 9 Aug 1:00PM at Totally Workwear Stadium, Coorparoo / Turrbal
Central Queensland Capras v Sunshine Coast Falcons
Sat 9 Aug 2:00PM at Rugby Park, Rockhampton / Darumbal
Northern Pride v Norths Devils
Sat 9 Aug 3:20PM at Barlow Park, Cairns / Yidinj
Souths Logan Magpies v Mackay Cutters
Sun 10 Aug 12:20PM at Davies Park, West End / Yuggera-Turrbal
Ipswich Jets v Burleigh Bears
Sun 10 Aug 3:00PM at North Ipswich Reserve, North Ipswich / Yuggera

Round 8

Tweed Seagulls v Wynnum Manly Seagulls
Sat 16 Aug 1:00PM at Piggabeen Sports Complex, Tweed Heads / Bundjalung
Mackay Cutters v Northern Pride
Sat 16 Aug 2:00PM at BB Print Stadium, South Mackay / Yuwibara
Sunshine Coast Falcons v Souths Logan Magpies
Sat 16 Aug 3:30PM at Sunshine Coast Stadium, Bokarina / Kabi Kabi
Western Clydesdales v Ipswich Jets
Sat 16 Aug 3:35PM at Centenary Oval, Miles / Barunggam
Central Queensland Capras v Burleigh Bears
Sat 16 Aug 4:00PM at Rugby Park, Rockhampton / Darumbal
Norths Devils v Brisbane Tigers
Sun 17 Aug 2:00PM at Bishop Park, Nundah / Turrbal

Round 9

Western Clydesdales v Brisbane Tigers
Sat 23 Aug 1:00PM at Toowoomba Sports Ground, Toowoomba / Giabal
Wynnum Manly Seagulls v Norths Devils
Sat 23 Aug 1:20PM at BMD Kougari Oval, Manly West / Quandamooka
Ipswich Jets v Sunshine Coast Falcons
Sat 23 Aug 2:00PM at North Ipswich Reserve, North Ipswich / Yuggera
Burleigh Bears v Mackay Cutters
Sat 23 Aug 4:00PM at UAA Park, Miami / Yugambeh
Tweed Seagulls v Northern Pride
Sun 24 Aug 1:00PM at Piggabeen Sports Complex, Tweed Heads / Bundjalung
Souths Logan Magpies v Central Queensland Capras
Sun 24 Aug 3:00PM at Davies Park, West End / Yuggera-Turrbal

Round 10

Souths Logan Magpies v Ipswich Jets
Sat 30 Aug 12:20PM at Davies Park, West End / Yuggera-Turrbal
Northern Pride v Central Queensland Capras
Sat 30 Aug 3:20PM at Barlow Park, Cairns / Yidinj
Norths Devils v Tweed Seagulls
Sat 30 Aug 3:20PM at Bishop Park, Nundah / Turrbal
Mackay Cutters v Western Clydesdales
Sat 30 Aug 4:30PM at BB Print Stadium, South Mackay / Yuwibara
Wynnum Manly Seagulls v Brisbane Tigers
Sun 31 Aug 1:20PM at BMD Kougari Oval, Manly West / Quandamooka
Sunshine Coast Falcons v Burleigh Bears
Sun 31 Aug 1:30PM at Sunshine Coast Stadium, Bokarina / Kabi Kabi

Round 11

Brisbane Tigers v Central Queensland Capras
Sat 6 Sep 1:00PM at Totally Workwear Stadium, Coorparoo / Turrbal
Western Clydesdales v Norths Devils
Sat 6 Sep 2:30PM at Venue TBC
Burleigh Bears v Wynnum Manly Seagulls
Sat 6 Sep 3:00PM at UAA Park, Miami / Yugambeh
Northern Pride v Souths Logan Magpies
Sat 6 Sep 3:20PM at Barlow Park, Cairns / Yidinj
Sunshine Coast Falcons v Tweed Seagulls
Sat 6 Sep 3:30PM at Sunshine Coast Stadium, Bokarina / Kabi Kabi
Ipswich Jets v Mackay Cutters
Sun 7 Sep 3:00PM at North Ipswich Reserve, North Ipswich / Yuggera

Fixtures are all subject to change.

Top six finals over three weeks.

Leigh 28 Huddersfield 24

Leopards survive one Giant scare



The Leigh Leopards have survived a late Huddersfield fightback to claim a narrow four-point victory to kick off Round 13.

It was a tense opening to the game, as Huddersfield kept the Leopards in the grind for the opening quarter hour of the game. One of the visitors' forwards who has stood up this season has been Isaac Liu, and he was rewarded in the seventeenth minute when he charged onto an Edwin Ipape crash ball to give Leigh the early lead.

Nine minutes later, that advantage was doubled when Ben McNamara backed up in support following a long-break from Keanan Brand following a spread down the right edge. Just before half-time, Tui Lolohea started a movement to the right edge of the field which linked up with Adam Clune to send excitement machine Goerge Flanagan Jr away to make the score 12-6 at the break.

Right after the break, Leigh scored three tries in the opening 18 minutes of the second half to blow the Giants out of the water. The first came four minutes after the resumption when David Armstrong got on the outside of Taane Milne to sprint away to score.

That seemed to open the flood-gates, Lachie Lam added to that eight minutes later when he burst up field in a 70 metre run, before linking up with Brand who was tackled metres from the line. On the next play, Lam fooled the defence to score. Frankie Halton put the score almost out of Huddersfield's reach just before the hour mark. It was Lam once more who took the ball to the line, finding Halton who charged across to make it 28-6.

The final 15 minutes saw a brave Huddersfield fightback, scoring three tries to reduce the gap to just four points. Lolohea once again took the ball deep into the line, before finding Adam Swift to score in the corner. The Giants weren't finished, scoring two tries in the final five minutes. Sam Halsall added the first with a 90 metre intercept to set up a grandstand finish. Off the next set, a Lolohea bomb was put down by Bailey Hodgson and landed in the arms of Leroy Cudjoe to make it a tense final few minutes. Despite throwing everything at them, the Giants couldn't breach the Leopards line one last time to force golden point.

Huddersfield	24	-	28	Leigh
Leroy CUDJOE		T		David ARMSTRONG
George FLANAGAN JR				Frankie HALTON
Sam HALSALL				Lachlan LAM
Adam SWIFT				Isaac LIU
				Ben McNAMARA
George FLANAGAN JR	4/4	G	4/5	Ben McNAMARA
TEAMSHEETS				
George FLANAGAN JR	29	FB	1	David ARMSTRONG
Adam SWIFT	2	W	2	Darnell McIntOSH
Jake BIBBY	3	C	3	Tesi NIU
Taane MILNE	23	C	4	Umyla HANLEY
Sam HALSALL	5	W	18	Keanan BRAND
Tui LOLOHEA	6	FE	22	Ben McNAMARA
Adam CLUNE	7	HB	7	Lachlan LAM
George KING	16	FR	32	Joe OFAHENGAUE
Zac WOOLFORD	9	HK	9	Edwin IPAPE
Tristan POWELL	22	FR	10	Robbie MULHERN
Harry RUSHTON	13	2R	11	Frankie HALTON
Joe GREENWOOD	17	2R	8	Owen TROUT
Leroy CUDJOE (c)	21	L	13	Isaac LIU
Oliver WILSON	8	B	12	Jack HUGHES
Thomas BURGESS	10	B	15	Alec TUITAVAKE
Ashton GOLDING	14	B	16	Matt DAVIS
Kieran RUSH	27	B	24	Bailey HODGSON
Luke ROBINSON		HC		Adrian LAM

Date: Thu, 29th May. Kickoff: 8:00 PM. Halftime: Leigh 12-6.
Penalties: 3-all. Referee: Jack Smith. Crowd: 3,458.

Hull KR 34 St Helens 4

Rovers show their muscle ahead of Wembley



Hull KR have delivered a ruthless message to Warrington ahead of next week's Challenge Cup final with a 30-point victory over St Helens.

The hosts opened the scoring after six minutes, Mikey Lewis went to the line to find Kelepi Tanginoa who was able to unload to Jack Broadbent to get Rovers off to a terrific start. Five minutes later, Peta Hiku was able to burrow his way through several defenders to score. Saints got their sole try of the match a few moments later, when young flyer Lewis Murphy was able to bump away from a couple would-be tacklers to score.

Rovers ended up having the last laugh before the break when Broadbent crossed for his second try with seven minutes to play after Saints were reduced to 12-men following the sin-bin of Deon Cross. That proved decisive with Hull KR running in two tries before the break to wipe St Helens out of the contest.

A Sam Luckley offload put Man of Steel Mikey Lewis into the clear, beating the cover defence of Tristan Sailor to score. Just on the break, that man Lewis bust through them before finding his captain Elliott Minchella and it went from 12-4 to 28-4 in the blink of an eye.

After all the scoring in the first half, the second forty managed just the one try when Lewis added his second try just after the hour mark. The potential England half showed and went his way through the defence to seal an emphatic 30-point victory.

Hull KR	34	-	4	St Helens
Jack BROADBENT	2	T		Lewis MURPHY
Mikey LEWIS	2			
Peta HIKU				
Elliot MINCHELLA				
Arthur MOURGUE	5/6	G	0/1	George WHITBY
		BIN		Deon CROSS
TEAMSHEETS				
Arthur MOURGUE	35	FB	1	Jack WELSBY
Tom DAVIES	2	W	6	Tristan SAILOR
Peta HIKU	3	C	4	Mark PERCIVAL
Jack BROADBENT	18	C	36	Deon CROSS
Joe BURGESS	5	W	20	Lewis MURPHY
Mikey LEWIS	6	FE	7	Jonny LOMAX (c)
Tyrone MAY	7	HB	27	George WHITBY
Sauaso SUE	8	FR	8	Alex WALMSLEY
Jez LITTEN	9	HK	9	Daryl CLARK
Jai WHITBREAD	16	FR	10	Matty LEES
Kelepi TANGINOA	20	2R	11	Curtis SIRONEN
James BATCHELOR	12	2R	16	Matt WHITLEY
Elliot MINCHELLA (c)	13	L	13	Morgan KNOWLES
Sam LUCKLEY	15	B	14	Moses MBEYE
Jack BROWN	21	B	17	Agnatius PAASI
Eribe DORO	24	B	19	George DELANEY
Billi LEYLAND	25	B	26	Harry ROBERTSON
Willie PETERS		HC		Paul WELLENS

Date: Fri, 30th May. Kickoff: 8:00 PM. Halftime: Hull KR 28-4.
Penalties: St Helens 8-7. Referee: Liam Rush. Crowd: 11,087.

Wigan 46 Salford 6

Wigan inflict further pain on Salford

The Wigan Warriors have added to Salford's woes, thrashing the Super League bottom feeders by 40 points in Salford.

The hosts went for an early chip-and-chase but it came back to haunt the hosts when Jai Field returned the kick for a try and it set the tone for the remainder of the match. Eight minutes later, a nice shift out to the right hand side saw Jacob Douglas go in for the first of his three tries and Salford were on the ropes.

Ten minutes before the break, Wigan inflicted two tries in five minutes to blow Salford off the park. Adam Keighran broke away down the right again, before kicking in-field for Field who managed somehow to ground it in the field of play. Salford's next attack was blunted when a kick was blocked by Jack Farrimond who ran 50 metres up-field before finding Douglas to get his second and open a 22-0 half-time cushion.

Wigan began the second half exactly how the first ended, in fine, ruthless attacking form. Zach Eckersley put Liam Marshall into the clear before finding Eckersley to score the first of many Wigan second half tries. Five minutes later, Harry Smith sent Keighran bursting through the defence to fly across the try-line.

Jacob Douglas completed his hat-trick just after the hour, diving in at the right corner following another scrum play from the Warriors. Salford got a consolation try on 76 minutes as they broke down the field, Joe Shorrock opened up some space to send Nathan Connell over the whitewash. Farrimond had the last say of the game though, backing up another fantastic break down the right from Douglas to complete the scoring in front of the visiting faithful.

Salford	6	-	46	Wigan
Nathan CONNELL		T	3	Jacob DOUGLAS
			2	Jai FIELD
				Zach ECKERSLEY
				Jack FARRIMOND
				Adam KEIGHRAN
Chris HANKINSON	1/1	G	7/8	Adam KEIGHRAN
TEAMSHEETS				
Nathan CONNELL	28	FB	1	Jai FIELD
Sam HILL	51	W	26	Jacob DOUGLAS
Jonny VAUGHAN	45	C	22	Zach ECKERSLEY
Sam STONE	11	C	3	Adam KEIGHRAN
Chris HANKINSON	23	W	5	Liam MARSHALL
Esan MARSTERS	17	FE	24	Jack FARRIMOND
Ryan BRIERLEY (c)	1	HB	7	Harry SMITH
Jack ORMONDROYD	18	FR	16	Liam BYRNE
Kai MORGAN	27	HK	9	Bradley O'NEILL
Joe BULLOCK	20	FR	19	Tyler DUPREE
Matty FOSTER	22	2R	11	Junior NSEMBA
Joe SHORROCKS	13	2R	8	Ethan HAVARD
Harvey WILSON	24	L	13	Kaide ELLIS (c)
Justin SANGARÉ	19	B	15	Patrick MAGO
Charlie GLOVER	29	B	20	Harvie HILL
Tiaki CHAN	30	B	33	Kian McDERMOTT
Toby WARREN	50	B		
Paul ROWLEY		HC		Matt PEET

Date: Fri, 30th May. Kickoff: 8:00 PM. Halftime: Wigan 22-0.
Penalties: Wigan 6-3. Referee: Tom Grant. Crowd: Not supplied.

Warrington 34 Castleford 24

Defensive lapses cause concern on the eve of Wembley

Despite a 34-24 win over lowly Castleford, Warrington coach Sam Burgess will be hopeful his side defence improves ahead of their Challenge Cup final date with Hull KR.

Wire opened the scoring inside the opening ten minutes, courtesy of a terrific shift out to the right edge where Josh Thewlis crossed in the corner. Four minutes later, the hosts were at it again when Matt Dufty went left and it was a delightful tip-on from Arron Lindop who found Jake Thewlis to score and make it 10-0.

At the 20 minute mark, a Stefan Ratchford grubber kick wasn't defused by Castleford, and it was grounded by Roderick Tai for a 16-0 lead. With ten minutes to go before halftime, Castleford went over thanks to a Rowan Milnes grubber kick which was grounded by George Lawler. But, Wire had the final say of the first half when Dufty again turned provider with a terrific pass to Lindop and Warrington had a 16-point cushion at the break.

After the resumption, Warrington continued business as usual crossing after 53 minutes thanks to a Marc Sneyd chip kick sat up perfectly for Ben Currie to score and make it 28-6. The Tigers hit back ten minutes later when Milnes fooled the Warrington left edge to send Lawler through untouched for his second try. Ten minutes later, they went to the left edge when Innes Senior finished off a spectacular move in the corner to reduce the gap further.

Warrington sealed the game inside the last ten minutes when Ratchford went over after some nice stepping for a great individual try. Castleford managed a consolation try when Josh Simm crossed out wide to reduce the gap to 14.

Warrington	34	-	24	Castleford
Ben CURRIE		T	2	George LAWLER
Arron LINDOP				Innes SENIOR
Stefan RATCHFORD				Josh SIMM
Rodrick TAI				
Jake THEWLIS				
Josh THEWLIS				
Marc SNEYD	4/5	G	4/4	Rowan MILNES
Stefan RATCHFORD	1/1			
TEAMSHEETS				
Matt DUFTY	1	FB	1	Tex HOY
Josh THEWLIS	2	W	24	Josh SIMM
Arron LINDOP	33	C	3	Zac CINI
Rodrick TAI	4	C	22	Louis SENIOR
Jake THEWLIS	28	W	5	Innes SENIOR
Stefan RATCHFORD (c)	19	FE	6	Daejarn ASI
Marc SNEYD	35	HB	7	Rowan MILNES
Luke YATES	13	FR	38	Brad SINGLETON
Sam POWELL	14	HK	42	Chris ATKIN
Paul VAUGHAN	10	FR	35	Daniel OKORO
Adam HOLROYD	21	2R	10	George LAWLER
Lachlan FITZGIBBON	12	2R	12	Alex MELLOR (c)
Ben CURRIE	11	L	9	Liam HORNE
James HARRISON	8	B	19	Sam HALL
Joe PHILBIN	15	B	15	George GRIFFIN
Max WOOD	24	B	26	George HILL
Ben HARTILL	34	B	39	Hugo SALABIO
Sam BURGESS		HC		Danny McGUIRE

Date: Fri, 30th May. Kickoff: 8:00 PM. Halftime: Warrington 22-6.
Penalties: Warrington 7-4. Referee: Marcus Griffiths. Crowd: 8,625.

Leeds 22 Wakefield 18

First half rampage enough for Leeds to secure victory



A ruthless first half from the Leeds Rhinos has staved off a gallant Wakefield fightback to claim a 22-18 verdict.

A Jake Connor cross-field kick sat up perfectly for Harry Newman after nine minutes, the centre was able to spin out of a tackle to score and give Leeds an early advantage. Connor then claimed his own four-pointer by throwing a dummy and dodging through a gap to extend the lead with 17 to play in the first half.

Lachlan Walmsley enjoyed his first Super League try of the campaign to get Wakefield back into the contest. Corey Hall was able to draw in the outside defenders before finding the Scottish winger to score. Just before the half, Riley Lumb finished a slick passing move started by Lachie Miller to extend the margin, while Connor's conversion and two penalties underlined their territorial and tactical domination of the opening forty.

Nine minutes after the resumption, a clever grubber kick saw Max Jowitt ground the ball and cut the gap to just 12 points. Fifteen minutes later, Jowitt had his second when Hall broke through. Jowitt was backing up in support to cut the gap to four. Despite a late sin-bin of James Bentley, the Rhinos hung on for a determined victory.

Leeds	22	-	18	Wakefield
Jake CONNOR		T	2	Max JOWITT
Riley LUMB				Lachlan WALMSLEY
Harry NEWMAN				
Jake CONNOR	5/5	G	3/3	Max JOWITT
James BENTLEY		BIN		
TEAMSHEETS				
Lachlan MILLER	1	FB	23	Josh ROURKE
Ryan HALL	5	W	2	Lachlan WALMSLEY
Harry NEWMAN	3	C	4	Corey HALL
Ash HANDLEY (c)	4	C	19	Oliver PRATT
Riley LUMB	23	W	5	Tom JOHNSTONE
Jake CONNOR	18	FE		
Brodie CROFT	6	HB	20	Mason LINO
Keenan PALASIA	10	FR	8	Mike McMEEKEN (c)
Jarrold O'CONNOR	14	HK	9	Liam HOOD
Mikolaj OLEDZKI	8	FR	1	Max JOWITT
James McDONNELL	12	2R	11	Seth NIKOTEMO
James BENTLEY	11	2R	12	Josh GRIFFIN
Kallum WATKINS	28	L	13	Jay PITTS
Tom HOLROYD	19	B	18	Isaiah VAGANA
Cameron SMITH (c)	13	B	21	Mathieu COZZA
Sam LISONE	15	B	3	Cameron SCOTT
Cooper JENKINS	17	B	28	Harvey SMITH
Brad ARTHUR		HC		Daryl POWELL

Date: Sat, 31st May. Kickoff: 4:30 PM. Halftime: Wakefield 6-2.
Penalties: Leeds 3-2. Referee: Chris Kendall. Crowd: 15,397.

Hull FC 34 Catalans 0

Visitors tag works wonders for Hull



Catalans season from hell goes from bad to worse as they were held to 0 for the second successive week, downed 34-0 by Hull FC at home.

Mistakes and errors have been the problem for the Dragons this season and that continued again with repeated errors giving Hull real estate in attack. As is tradition in 2025, Herman Ese'ese charged across for the opening try.

Inside the opening twenty, Hull struck again when an error off the scrum was picked up by Davy Litten, who sprinted 30 metres before sending the speedster Lewis Martin into the clear to score from halfway. On the half, Catalans paid the price for a poor kick chase when Will Pryce took Luke Keary's kick 70 metres to the house to score and make it 16-0 at the break.

With 54 minutes played, Litten crossed after setting up the second and being denied earlier in the half when he grounded an Aidan Sezer grubber kick. Pryce put the game beyond doubt when Keary put down a Catalans offload and the former Newcastle Knight ran 90 metres to score. Tom Briscoe made it a rout after an inside outside play saw Pryce find Hardaker who found Briscoe to score and make it 34-0.

Catalans	0	-	34	Hull FC
		T	2	Will PRYCE
				Tom BRISCOE
				Herman ESE'ESE
				Davy LITTEN
				Lewis MARTIN
		G	5/6	Aidan SEZER
TEAMSHEETS				
Reimis SMITH	4	FB	6	Will PRYCE
Thomas MAKINSON	2	W	2	Harvey BARRON
Matthieu LAGUERRE	23	C	5	Tom BRISCOE
Nick COTRIC	5	C	20	Davy LITTEN
Fouad YAHA	22	W	22	Lewis MARTIN
Luke KEARY	6	FE	1	Jordan RAPANA
Théo FAGES	21	HB	7	Aidan SEZER (c)
Tevita SATAE	15	FR	8	Herman ESE'ESE
Alrix DA COSTA	14	HK	9	Amir BOUROUH
Romain NAVARRETE	16	FR	40	Liam KNIGHT
Benjamin GARCIA (c)	9	2R	3	Zak HARDAKER
Arthur ROMANO	3	2R	4	Ed CHAMBERLAIN
Oliver PARTINGTON	13	L	16	Yusuf AYDIN
César ROUGÉ	18	B	17	Jack ASHWORTH
Paul SÉGUIER	19	B	25	Denive BALMFORTH
Jordan DEZARIA	20	B	27	Matty LAIDLAW
Franck MARIA	24	B	39	Sam ESEH
Joel TOMKINS		HC		John CARTWRIGHT

Date: Sat, 31st May. Kickoff: 6:30 PM. Halftime: Hull FC 16-0. Penalties: Hull FC 7-6. Referee: Liam Moore. Crowd: 8,235.

Table after Round 13

#	Team	P	W	D	L	B	+/-	Pts
1	Hull KR	13	12	0	1	0	272	24
2	Wigan	13	11	0	2	0	291	22
3	Leeds	13	9	0	4	0	113	18
4	Leigh	13	8	1	4	0	11	17
5	Hull FC	13	7	1	5	0	11	15
6	St Helens	13	7	0	6	0	158	14
7	Wakefield	13	7	0	6	0	113	14
8	Warrington	13	6	0	7	0	-63	12
9	Catalans	13	5	0	8	0	-94	10
10	Castleford	13	3	0	10	0	-101	6
11	Huddersfield	13	1	0	12	0	-246	2
12	Salford	13	1	0	12	0	-465	2

Most tries

#	Player	Team	P	T
1	Jai Field	Wigan	12	15
2	Mikey Lewis	Hull KR	11	12
3	Matthew Ashton	Warrington	7	9
=	Jacob Wardle	Wigan	12	9
=	Bevan French	Wigan	12	9
=	Tristan Sailor	St Helens	13	9
=	Lewis Martin	Hull FC	13	9
=	Riley Lumb	Leeds	13	9
9	Max Jowitt	Wakefield	10	8

Most goals

#	Player	Team	P	G/A	%
1	Adam Keighran	Wigan	9	47 / 59	80%
2	Arthur Mourgue	Catalans, Hull KR	11	39/54	72%
3	Max Jowitt	Wakefield	10	38 / 47	81%
4	Aidan Sezer	Hull FC	13	28 / 39	72%
5	Mark Percival	St Helens	12	26 / 37	70%
6	Jake Connor	Leeds	13	23 / 34	68%
7	George Whitby	St Helens	7	22 / 30	73%
8	Gareth O'Brien	Leigh	10	21 / 30	70%
9	Guillermo Aispuro-Bichet	Catalans	7	20 / 24	83%
=	Rowan Milnes	Castleford	9	20 / 27	74%

Most points

#	Player	Team	P	T	G	FG	Pts
1	Max Jowitt	Wakefield	10	8	38	-	108
2	Adam Keighran	Wigan	9	3	47	-	106
3	Arthur Mourgue	Catalans, Hull KR	11	5	39	-	98
4	Mikey Lewis	Hull KR	11	12	8	2	66
5	Mark Percival	St Helens	12	3	26	-	64
6	Aidan Sezer	Hull FC	13	1	28	1	61
7	Jai Field	Wigan	12	15	-	-	60
8	Jake Connor	Leeds	13	3	23	1	59
9	George Whitby	St Helens	7	3	22	-	56

This weekend

Challenge Cup, Women's Challenge Cup, 1895 Cup

Saturday 7 June

Cup Finals, Wembley

Final of:	BST	UK TV	AUS TV	Match	Referee
Betfred Women's Challenge Cup	11:45am	BBC2 + iPlayer		Wigan Warriors v St Helens	Aaron MOORE
Betfred Men's Challenge Cup	3:00pm	BBC2 + iPlayer	502, Sun 12am	Hull KR v Warrington Wolves	Liam MOORE
AB Sundecks 1895 Cup	5:45pm	SL+		York Knights v Featherstone Rovers	Liam RUSH

UK TV -- SSA = Sky Sports Action; SSR = Sky Sports Red Button; SSME = Sky Sports Main Event; SSM = Sky Sports Mix; BBC1 = BBC One; BBC2 = BBC Two; SL+ = SuperLeague+.

AUS TV -- 502 = Fox League; 503 = Fox Sports 503; 505 = Fox Cricket+; 506 = Fox Sports More; 507 = Fox Sports 507. All matches also streamed live on Kayo Sports.

Women's Super League R3

Leeds	12	-	34	Wigan
Melanie HOWARD		T	3	Molly JONES
Lucy MURRAY				Grace BANKS
				Anna DAVIES
				Ellise DERBYSHIRE
				Eva HUNTER
				Remi WILTON
Melanie HOWARD	2/2	G	1/8	Isabel ROWE
TEAMSHEETS				
Evie COUSINS	4	FB	1	Grace BANKS
Liv WHITEHEAD	18	W	2	Anna DAVIES
Sophie NUTTALL	5	C	3	Georgia WILSON
Jenna GREENING	17	C	4	Molly JONES
Tally BRYER	24	W	5	Ellise DERBYSHIRE
Melanie HOWARD (c)	6	FE	6	Jenna FOUBISTER
Ruby WALKER	7	HB	7	Isabel ROWE
Ella DONNELLY	15	FR	8	Mary COLEMAN
Keara BENNETT	9	HK	19	Remi WILTON
Izzy NORTHROP	10	FR	20	Holly SPEAKMAN
Lucy MURRAY	12	2R	11	Eva HUNTER
Shannon BROWN	11	2R	10	Shaniah POWER
Bethan DANTON	13	L	13	Megan WILLIAMS
Ruby BRUCE	14	B	9	Carys MARSH
Kaiya GLYNN	16	B	12	Vicky MOLYNEUX (c)
Ellé FRAIN	20	B	14	Rachel THOMPSON
Grace SHORT	21	B	17	Emily VEIVERS
Lois FORSELL		HC		Denis BETTS

Date: Sat, 31st May. Kickoff: 2:00 PM. Halftime: Wigan 16-6.
Penalties: Wigan 5-3. Referee: Lucas Seal.

York	12	-	16	St Helens
Kira FITZPATRICK		T		Faye GASKIN
Emma KERSHAW				Danielle McGIFFORD
				Naomi WILLIAMS
Ellie WILLIAMSON	2/2	G	2/3	Faye GASKIN
TEAMSHEETS				
Georgie DAGGER	1	FB	1	Beri SALIH
Eboni PARTINGTON	2	W	2	Phoebe HOOK
Kira FITZPATRICK	26	C	23	Luci McCOLM
Tara MOXON	21	C	4	Amy HARDCASTLE
Emma KERSHAW	5	W	25	Danielle McGIFFORD
Sade RIHARI	6	FE	6	Zoe HARRIS
Ellie WILLIAMSON	7	HB	7	Faye GASKIN
Izzy BRENNAN	17	FR	16	Darcy STOTT
Sinead PEACH (c)	9	HK	9	Katie MOTTERSHEAD
Lisa PARKER	16	FR	10	Chantelle CROWL
Savannah ANDRADE	12	2R	11	Shona HOYLE
Tamzin RENOUE	3	2R	12	Emily RUDGE
Jas BELL	10	L	17	Caitlin CASEY
Rhiannon MARSHALL	11	B	13	Jodie CUNNINGHAM (c)
Zoe HORNBY	25	B	14	Naomi WILLIAMS
Izzy BIBBY	14	B	15	Georgia SUTHERLAND
Demi FISHER	24	B	18	Rachael WOOSEY
Lindsay ANFIELD		HC		Derek HARDMAN
				Craig RICHARDS

Date: Sun, 1st June. Kickoff: 12:00 PM.
Halftime: York 12-4. Referee: Freddie Lincoln.

Warrington	6	-	14	Barrow
Isabelle MALYON		T		Kelly FRIEND
				Jodie MORLEY
				Vanessa TEMPLE
Emma KNOWLES	1/1	G	1/3	Nicole STEWART
Gracie BRADSHAW		BIN		
TEAMSHEETS				
Sydney ALDERMAN-SMITH	5	FB	16	Charlotte TODHUNTER
Kerrie EVANS	2	W	5	Chloe CAPSTICK
Gracie BRADSHAW	12	C	2	Shannon PARKER
Hannah GODDARD	4	C	8	Kelly FRIEND
Isabelle MALYON	21	W	4	Claire HUTCHINSON
Millie BELL	13	FE	6	Kerrie-Ann SMITH
Emma KNOWLES	7	HB	7	Beth PATTINSON
Jess PANAYIOTOU	24	FR	14	Mia DOBSON
Dani BOUND (c)	9	HK	9	Beth LINDSAY
Emily DOWNS	11	FR	10	Jodie MORLEY
Albany COATES	17	2R	11	Emily STIRZAKER (c)
Emma LOWE	15	2R	1	Vanessa TEMPLE
Hollie GREGORY	1	L	13	Nicole STEWART
Hollie BRUSSELS	13	B	12	Leah CLOUGH
Ellie DOONEY	8	B	19	Amy SUNDERLAND
Megan CONDLIFFE	10	B	15	Leah COTTIER
Olivia HILL	26	B	22	Jodie CRAWFORD
Ged GINTY		HC		Amanda WILKINSON

Date: Sun, 1st June. Kickoff: 1:00 PM.
Halftime: 6-all. Referee: Oliver Salmon.

Huddersfield	32	-	6	Leigh
Amelia BROWN	4	T		Charlotte MELVIN
Molly ICETON				
Lois NAIDOLE				
Ellie THOMPSON				
Sam HULME	2/7	G	1/1	Charlotte MELVIN
Lois NAIDOLE		BIN		
TEAMSHEETS				
Amelia BROWN	1	FB	1	Hatice DOGUS
Faye BARRACLOUGH	21	W	2	Toryn BLACKWOOD
Lois NAIDOLE	3	C	3	Mackenzie TAYLOR
Francesca COPLEY	4	C	18	Gabi LEIGH
Molly ICETON	5	W	28	Abigail JOHNSTON
Rebekah GRADY	16	FE	24	Amy TAYLOR
Sam HULME	7	HB	7	Leah MORRIS
Gracie HOBBS	14	FR	8	Eleanor DAINTY
Megan PRESTON	9	HK	6	Rhianna BURKE
Jess HARRAP	10	FR	10	Alice FISHER
Amy BENNETT	20	2R	11	Storm COBAIN (c)
Maddy HUTCHISON	25	2R	12	Charlotte MELVIN
Bethan OATES (c)	13	L	25	Emily BAGGALEY
Grace BURNETT	23	B	9	Kate HOWARD
Millie TAYLOR	27	B	15	Sam BRAZIER
Ellie THOMPSON	17	B	16	Lucy JOHNSON
Lauren EXLEY	28	B	19	Claire MULLANEY
Lori HALLORAN		HC		Kieron PURTILL

Date: Sun, 1st June. Kickoff: 2:00 PM.
Halftime: Huddersfield 14-6. Referee: Andy Sweet.

Table after Round 3

#	Team	P	W	D	L	B	+/-	Pts
1	Wigan	3	3	0	0	0	156	6
2	St Helens	3	2	1	0	0	40	5
3	Leigh	3	2	0	1	0	42	4
4	Huddersfield	3	2	0	1	0	0	4
5	York	3	1	0	2	0	-30	2
6	Barrow	3	1	0	2	0	-124	2
7	Leeds	3	0	1	2	0	-30	1
8	Warrington	3	0	0	3	0	-54	0

Most tries

#	Player	Team	P	T
1	Amelia Brown	Huddersfield	3	7
=2	Molly Jones	Wigan	3	5
=2	Eva Hunter	Wigan	3	5
=2	Grace Banks	Wigan	3	5
=5	Kate Howard	Leigh	3	4
=5	Hatice Dogus	Leigh	3	4
=5	Ellise Derbyshire	Wigan	3	4
=8	Ruby Hunter	Wigan	1	3
=8	Vicky Whitfield	St Helens	2	3

Most goals

#	Player	Team	P	G/A	%
1	Isabel Rowe	Wigan	3	22 / 34	65%
2	Charlotte Melvin	Leigh	3	11 / 17	65%
3	Sam Hulme	Huddersfield	3	8 / 14	57%
=4	Melanie Howard	Leeds	3	6 / 9	67%
=4	Luci McColm	St Helens	3	6 / 10	60%
=6	Ellie Williamson	York	3	5 / 7	71%
=6	Emma Knowles	Warrington	3	5 / 8	63%

Most points

#	Player	Team	P	T	G	FG	Pts
1	Isabel Rowe	Wigan	3	-	22	-	44
2	Amelia Brown	Huddersfield	3	7	-	-	28
3	Charlotte Melvin	Leigh	3	1	11	-	26
=4	Molly Jones	Wigan	3	5	-	-	20
=4	Eva Hunter	Wigan	3	5	-	-	20
=4	Sam Hulme	Huddersfield	3	1	8	-	20
=4	Melanie Howard	Leeds	3	2	6	-	20
=4	Grace Banks	Wigan	3	5	-	-	20

2025 Betfred Championship

Round 12

SATURDAY 31 MAY

TOULOUSE OLYMPIQUE 30 (B. Laguerre 3, O. Ashall-Bott, A. Marion, R. Tropis tries; J. Shorrock 3 goals) **DEFEATED BATLEY BULLDOGS 14** (J. Burton 2, A. Dean tries; J. Woods goal) at Fox's Biscuits Stadium. Kickoff: 3:00 PM. Halftime: 10-all. Penalties: Batley 5-3. Referee: Denton Arnold.
Batley: Kear, Dean, Foulstone, Greensmith, Burton; White, Woods; High, Leak, Cooper, Flynn, Manning, Brown (C). Int: Parsons, Gledhill, Ward, Atkinson.
Toulouse: Ashall-Bott, Laguerre, Marcon, Tropis, Ulberg; Lacans, Shorrock; Belmas, Marion (C), Butler, Bretherton, Rennie, Cator. Int: Rodriguez, Roumanos, Gillam, Dall Asta.

WIDNES VIKINGS 12 (D. Langtree, M. McWhirter tries; T. Gilmore 2 goals) **DEFEATED LONDON BRONCOS 10** (J. Smith 2 tries; L. Gorman goal) at Cherry Red Records Stadium. Kickoff: 5:00 PM. Halftime: 6-all. Penalties: Widnes 7-5. Referee: Aaryn Belafonte.
London: Polsell, Smith, Gorman, Small, Barley; Walker, Ellis; Adebisi, Davies, Worthington, Lovell (C), Natoli, Stock. Int: Hursey-Hord, Ross, Rathbone.
Widnes: Maizen, Williams, Edge, Roberts, Towse; Owens (C), Gilmore; Murray, Johnstone, McWhirter, Lloyd, Langtree, Gregson. Int: Fozard, Thomas, Lawton, Bennion.

SUNDAY 1 JUNE

FEATHERSTONE ROVERS 30 (J. Beckett, B. Day, G. Gale, W. Jubb, B. Reynolds tries; R. Hampshire 3, B. Reynolds 2 goals) **DEFEATED BARROW RAIDERS 12** (T. Ritson, C. Teare tries; B. Walker 2 goals) at Northern Competitions Stadium. Kickoff: 3:00 PM. Halftime: 10-all. Penalties: Barrow 4-3. Referee: Scott Mikalauskas.
Barrow: Cresswell, Bulman, Broadbent, Teare, Ritson; Walker, Johnston; Silva, Wood, Rothwell, Robson, Stack (C), Costello. Int: Bishop, Greenwood, Emslie, Wilkinson.
Featherstone: Aekins, Olpherts, O'Connor, Glover, Gale; Hampshire, Reynolds; Springer, Jubb, Beckett, Day, Webb, Addy (C). Int: Jones, Vuniyayawa, Wilde, Arnold.

BRADFORD BULLS 30 (Z. Fulton 2, W. Blake, J. Okunbor, E. Scurr, M. Souter tries; J. Keyes 2, J. Lilley goals) **DEFEATED DONCASTER RLFC 22** (E. Gebbie 2, L. Briscoe, L. Moy tries; C. Robinson 3 goals) at Eco-Power Stadium. Kickoff: 3:00 PM. Halftime: 10-all. Penalties: Bradford 4-3. Referee: Scott Mikalauskas.
Doncaster: Hall, Briscoe, Lyne (C), Hey, Gebbie; Boas, Robinson; Knowles, Burns, Matagi, Smeaton, Jones, McConnell. Int: Misky, Gardiner, Hepi, Moy.
Bradford: Meadows, Okunbor, Blake, Gill, Armitage; Keyes, Lilley; Bayliss-Brow, Souter, Lawrence (C), Fulton, Gee, Donaldson. Int: Scurr, Waine, Michael, Hallas.

OLDHAM RLFC 54 (J. Johnson 2, M. Pons 2, T. Chapelhow, J. Drinkwater, G. Dudson, R. Lannon, P. Laulu-Togaga'e, É. Pélissier tries; J. Drinkwater 7 goals) **DEFEATED HUNSLET RLFC 4** (L. Welham try) at South Leeds Stadium. Kickoff: 3:00 PM. Halftime: Oldham 38-0. Penalties: Hunslet 9-1. Referee: Kevin Moore. Crowd: 711.
Hunslet: Eden, Nichol, Welham, Westerman, Turner; Hanneghan (C), Jowitt; Clavering, Berry, O'Hanlon, Larroyer, Gilmore, Rugless. Int: Syme, Foster, Campbell, Bailey.
Oldham: Laulu-Togaga'e, Johnson, Dean, Davies, Pons; Craven, Drinkwater (C); Hirst, Aldridge, Chapelhow, Ashurst, Lannon, Milner. Int: Pélissier, Chapelhow, Dudson, Musgrove.

YORK KNIGHTS 48 (B. Jones-Bishop 3, L. Harris 2, J. Brown, S. Cook, O. Field, J. Martin tries; L. Harris 6 goals) **DEFEATED SHEFFIELD EAGLES 8** (M. Dawson-Jones, J. Windley tries) at LNER Community Stadium. Kickoff: 3:00 PM. Halftime: York 16-4. Penalties: Sheffield 5-3. Referee: Cameron Worsley.
York: Mata'afa, Brown, Buchanan, Field, Jones-Bishop; Hingano, Harris (C); Martin, McShane, Ta'ai, Dee, Bailey, Thompson. Int: Santi, Cook, O'Neill, Hudson.
Sheffield: Walker, Billy, Welham, Carter, Dawson-Jones; Gwaze (C), Windley; Battye, Johnson, Dickinson, Roberts, Billington, Reilly. Int: Butterworth, Hodgson, Broadbent, Peachey.

Table after Round 12

#	Team	P	W	D	L	B	+/-	Pts
1	Toulouse	11	9	0	2	1	177	20
2	Bradford	11	9	0	2	1	120	20
3	York	11	7	0	4	1	180	16
4	Oldham	12	7	2	3	0	126	16
5	Halifax	11	7	0	4	1	80	16
6	Barrow	11	6	1	4	1	28	15
7	Widnes	11	5	1	5	1	-59	13
8	Featherstone	11	5	0	6	1	33	12
9	Doncaster	11	5	0	6	1	-18	12
10	Sheffield	11	3	0	8	1	-78	8
11	Batley	11	2	2	7	1	-177	8
12	London	11	2	0	9	1	-136	6
13	Hunslet	11	2	0	9	1	-276	6

Most tries

#	Player	Team	P	T
1	Benjamin Laguerre	Toulouse	11	14
=	Ben Jones-Bishop	Sheffield, York	11	14
3	Edene Gebbie	Doncaster	9	12
4	Liam Harris	York	10	11
5	Olly Ashall-Bott	Toulouse	10	10
6	Jack Johnson	Oldham	8	7
=	Andrew Bulman	Barrow	10	7
=	James Woodburn-Hall	Halifax	11	7

Most goals

#	Player	Team	P	G/A	%
1	Louis Jouffret	Halifax	11	39 / 52	75%
=	Jake Shorrock	Toulouse	10	39 / 55	71%
3	Josh Drinkwater	Oldham	11	38 / 47	81%
4	Liam Harris	York	10	37 / 55	67%
5	Tom Gilmore	Widnes	11	28 / 34	82%
6	Brad Walker	Barrow	10	27 / 40	68%
7	Cory Aston	Sheffield	10	26 / 34	76%
8	Luke Hooley	Bradford	7	22 / 29	76%
=	Connor Robinson	Doncaster	9	22 / 30	73%

Most points

#	Player	Team	P	T	G	FG	Pts
1	Liam Harris	York	10	11	37	1	119
2	Josh Drinkwater	Oldham	11	6	38	-	100
3	Louis Jouffret	Halifax	11	3	39	-	90
4	Jake Shorrock	Toulouse	10	-	39	1	79
5	Brad Walker	Barrow	10	3	27	1	67
6	Cory Aston	Sheffield	10	2	26	1	61
7	Jordan Lilley	Bradford	11	5	19	-	58

2025 Betfred League 1

Round 11

SUNDAY 1 JUNE

MIDLANDS HURRICANES 38 (M. Chrimes 2, E. Hobson, J. Kirby, R. Oakes, L. Roberts, T. Wilkinson tries; M. Chrimes 5 goals) **DEFEATED SWINTON LIONS 26** (T. Porter, W. Roberts, G. Roby, G. Rodden tries; D. Abram 5 goals) at Alexander Stadium. Kickoff: 2:00 PM. Halftime: Swinton 14-8. Penalties: 5-all. Referee: Geoffrey Poumes. Crowd: 623.
Midlands: Horner, Roberts, Hanley, Oakes (C), Chrimes; Medforth, Roden; Kirby, Barcoe, Morris, Wilkinson, Willis, Hobson. Int: Newbould, Silk, Green, Jordan-Roberts. Swinton: Abram, Higham, Anderson, Hurrell, Sergeant; Roberts, Stevens; Sidlow, Porter, Sinclair, Rodden, Davies, Baker. Int: Roby, Brown, Lynch, Shingler.

NORTH WALES CRUSADERS 32 (O. Brookes 3, S. Wilde 2, J. Gibson tries; J. Dallimore 4 goals) **DEFEATED ROCHDALE HORNETS 12** (J. Andrade, P. Moran tries; M. Flanagan 2 goals) at Stadiwm CSM. Kickoff: 2:30 PM. Halftime: North Wales 26-0. Penalties: 7-all. Referee: Tara Jones.
North Wales: Roby, Holmes, Taylor, Ah Van, Brookes; Dallimore, Gibson; Houghton, Eaves, Barratt (C), Cooper, Wilde, Davies. Int: Baldwin, Unsworth, Walker, Jones. Rochdale: McNally, Nixon, Will, Dalton-Harrop, Forber; Else, Flanagan; Moran, Whitmore, Nemes, Straugheir (C), Simpson, Whittel. Int: Farnworth, Dayes, Andrade, Killan.

KEIGHLEY COUGARS 52 (J. Teanby 2, B. England, I. Farrell, M. Ioane, L. Lanskey, J. Miller, D. Parker, J. Schofield tries; J. Miller 6, I. Farrell 2 goals) **DEFEATED NEWCASTLE THUNDER 0** at Crow Trees. Kickoff: 3:00 PM. Halftime: Keighley 30-0. Penalties: Keighley 4-2. Referee: Adam Williams.
Newcastle: Donaghy (C), Ward, Harrison, Lawther, Dickinson; Yeomans, Shaw; Gibson, Siddie, Weetman, Croston, Taylor, Walton. Int: Rolls, Hall, Birch, Price. Keighley: Sayner, Holroyd, Sa'u (C), Nu'u, Walkley; Farrell, Miller; Schofield, Brown, Teanby, Parker, Lanskey, Green. Int: Flanagan, Ioane, Bentley, England.

DEWSBURY RAMS 20 (K. Tomlinson 2, J. Gill tries; J. Hookem 4 goals) **DEFEATED WORKINGTON TOWN 12** (L. Castle, D. Wear tries; D. Wear 2 goals) at Fibrus Community Stadium. Kickoff: 3:00 PM. Halftime: 12-all. Penalties: 2-all. Referee: Luke Bland.
Workington: Galea, Eccleston, Fulton, Corkill, Hutton; Wear, Archer; Ainley, Phillips, Scholey (C), Howlett, Bradley, Stephenson. Int: Castle, Farrer, Graham, Walker-Taylor. Dewsbury: McShane, Delaney, Jordan, Senior, Copland; Sykes, Hookem; Gill, McShane, Tomlinson, Tomlinson, Garside (C), Collinson. Int: Shaw, Walker, Mearns, Briggs.

Table after Round 11

#	Team	P	W	D	L	B	+/-	Pts
1.	North Wales	9	8	-	1	-	+189	16
2.	Midlands	9	7	1	1	-	+127	15
3.	Workington	9	6	1	2	-	+132	13
4.	Dewsbury	9	5	1	3	-	+36	11
5.	Rochdale H	9	5	-	4	-	+121	10
6.	Swinton	9	5	-	4	-	+11	10
7.	Whitehaven	9	4	1	4	-	+30	9
8.	Goole	9	2	-	7	-	-78	4
9.	Keighley	9	1	-	8	-	-98	2
10.	Newcastle	9	-	-	9	-	-470	0

Most tries

#	Player	Team	P	T
1	Luke Forber	Rochdale	10	12
2	Sam Wilde	North Wales	9	11
=3	Dan Nixon	Rochdale	7	10
=3	Ollie Brookes	North Wales	9	10
5	Matthew Chrimes	Midlands	7	8
=6	Mason Lewthwaite	Whitehaven	5	7
=6	Lewis Else	Rochdale	10	7
=8	Levi Helleur-atiga	Workington	8	6
=8	Patrick Ah Van	North Wales	8	6
=8	Gavin Rodden	Swinton	9	6

Most goals

#	Player	Team	P	G/A	%
1	Jacob Hookem	Dewsbury	9	35 / 40	88%
2	Jake Carter	Workington	7	32 / 40	80%
=3	Jamie Dallimore	North Wales	8	30 / 45	67%
=3	Max Flanagan	Rochdale	8	30 / 48	63%
5	Jake Sweeting	Midlands	7	26 / 36	72%
6	Reece Dean	Goole	7	22 / 26	85%
7	Dan Abram	Swinton	7	21 / 26	81%
8	Jay Weatherill	Whitehaven	7	18 / 21	86%
9	Jack Miller	Keighley	7	17 / 22	77%

Most points

#	Player	Team	P	T	G	FG	Pts
=1	Jake Carter	Workington	7	4	32	-	80
=1	Max Flanagan	Rochdale	8	5	30	-	80
3	Jacob Hookem	Dewsbury	9	2	35	-	78
4	Jamie Dallimore	North Wales	8	2	30	-	68
=5	Jake Sweeting	Midlands	7	-	26	-	52
=5	Matthew Chrimes	Midlands	7	8	10	-	52
=7	Jordan Burns	Whitehaven	6	5	14	-	48
=7	Luke Forber	Rochdale	10	12	-	-	48
9	Sam Wilde	North Wales	9	11	1	-	46

2025 NRL Telstra Premiership

17 clubs, 27 rounds. Top 8 sides qualify for finals

Round 1					
Mar-01	Sat 4:00pm	Canberra 30	Warriors 8	Allegiant	45,209
1	Sat 8:00pm	Penrith 28	Cronulla 22		
6	Thu 8:00pm	Sydney 14	Brisbane 50		
7	Fri 6:00pm	Wests Tigers 8	Newcastle 10	C'town	13,160
7	Fri 8:05pm	Souths 16	Dolphins 14	Commbank	6,738
8	Sat 5:30pm	St Geo Illa 20	Canterbury 28	Netstrata	16,211
8	Sat 7:35pm	Manly 42	North Qld 12	4 Pines	17,375
9	Sun 4:05pm	Melbourne 56	Parramatta 18	AAMI	23,369
Bye: Gold Coast					
Round 2					
Mar-13	Thu 8:00pm	Newcastle 26	Dolphins 12	McD. Jones	18,531
14	Fri 8:00pm	Warriors 36	Manly 16	Go Media	21,212
14	Fri 8:00pm	Penrith 32	Sydney 38	CommBank	12,180
15	Sat 3:00pm	St Geo Illa 24	Souths 25	WIN	16,111
15	Sat 4:30pm	North Qld 12	Cronulla 36	QLD C. Bank	18,714
15	Sat 7:35pm	Canberra 32	Brisbane 22	GIO	18,884
16	Sun 4:05pm	Parramatta 6	Wests Tigers 32	CommBank	18,362
16	Sun 6:15pm	Canterbury 40	Gold Coast 24	Belmore	17,892
Bye: Melbourne					
Round 3					
Mar-20	Thu 8:00pm	Melbourne 30	Penrith 24	AAMI	17,586
21	Fri 8:00pm	Warriors 14	Sydney 6	Go Media	23,219
21	Fri 7:00pm	Brisbane 26	North Qld 16	Suncorp	45,318
22	Sat 3:00pm	Cronulla 27	Souths 12	Pointsbet	14,320
22	Sat 4:30pm	Dolphins 18	Wests Tigers 30	Kayo	10,023
22	Sat 6:35pm	Gold Coast 26	Newcastle 6	Cbus Super	14,602
23	Sun 4:05pm	Parramatta 8	Canterbury 16	CommBank	24,059
23	Sun 6:15pm	Manly 40	Canberra 12	4 Pines	16,125
Bye: St Geo Illa					
Round 4					
Mar-27	Thu 8:00pm	Souths 28	Penrith 18	Accor	10,029
28	Fri 6:00pm	Sydney 12	Gold Coast 30	Allianz	14,101
28	Fri 7:00pm	Dolphins 12	Brisbane 20	Suncorp	44,278
29	Sat 3:00pm	St Geo Illa 14	Melbourne 8	Netstrata	6,211
29	Sat 4:30pm	North Qld 30	Canberra 20	QLD C. Bank	15,897
29	Sat 7:35pm	Cronulla 6	Canterbury 20	Pointsbet	11,703
30	Sun 4:05pm	Manly 26	Parramatta 12	4 Pines	17,286
30	Sun 6:15pm	Wests Tigers 24	Warriors 26	C'town	12,020
Bye: Newcastle					
Round 5		Multicultural Round			
Apr-03	Thu 8:00pm	Canberra 24	Cronulla 20	GIO	10,914
4	Fri 6:00pm	Penrith 18	North Qld 22	CommBank	10,320
4	Fri 8:00pm	Souths 20	Sydney 14	Accor	22,114
5	Sat 3:00pm	Parramatta 23	St Geo Illa 22	CommBank	19,302
5	Sat 4:30pm	Gold Coast 10	Dolphins 36	Cbus Super	13,167
5	Sat 6:35pm	Brisbane 46	Wests Tigers 24	Suncorp	41,011
6	Sun 4:05pm	Manly 24	Melbourne 48	4 Pines	17,346
6	Sun 6:15pm	Canterbury 20	Newcastle 0	Accor	24,113
Bye: Warriors					
Round 6					
Apr-10	Thu 7:50pm	Dolphins 30	Penrith 12	Suncorp	19,103
11	Fri 6:00pm	St Geo Illa 38	Gold Coast 16	WIN	8,510
11	Fri 8:00pm	Brisbane 16	Sydney 26	Suncorp	40,814
12	Sat 1:00pm	Cronulla 24	Manly 18	Optus	31,347
12	Sat 3:30pm	Souths 16	North Qld 24		
12	Sat 7:05pm	Parramatta 12	Canberra 50	TIO	9,556
13	Sun 2:00pm	Melbourne 42	Warriors 14	AAMI	26,427
13	Sun 4:05pm	Newcastle 4	Wests Tigers 20	McD. Jones	25,960
Bye: Canterbury					
Round 7		Easter			
17	Thu 7:50pm	Manly 18	St Geo Illa 20	4 Pines	17254
18	Fri 4:05pm	Canterbury 32	Souths 0	Accor	65305
18	Fri 8:00pm	Dolphins 42	Melbourne 22	Suncorp	28024
19	Sat 7:30pm	Warriors 20	Brisbane 18	Go Media	22395
19	Sat 7:35pm	Sydney 12	Penrith 40	Allianz	20373
20	Sun 2:00pm	Gold Coast 20	Canberra 30	Cbus Super	15089
20	Sun 4:05pm	Newcastle 14	Cronulla 34	McD. Jones	24248
21	Mon 4:00pm	Wests Tigers 22	Parramatta 38	CommBank	26145
Bye: North Qld					

Round 8	ANZAC Round				
Apr-24	Thu 7:50pm	Brisbane 42	Canterbury 18	Suncorp	40,233
25	Fri 4:00pm	Sydney 46	St Geo Illa 18	Allianz	41,021
25	Fri 8:05pm	Warriors 26	Newcastle 12	Apollo	17,095
25	Fri 8:10pm	Melbourne 24	Souths 16	AAMI	26,010
26	Sat 5:30pm	North Qld 50	Gold Coast 18	QLD C. Bank	20,349
26	Sat 7:35pm	Penrith 10	Manly 26	CommBank	14,534
27	Sun 2:00pm	Canberra 40	Dolphins 28	GIO	15,686
27	Sun 4:05pm	Wests Tigers 20	Cronulla 18	Leichhardt	14,812
Bye: Parramatta					
Round 9	Magic Round Brisbane				
May-02	Fri 6:00pm	Cronulla 28	Parramatta 18	Suncorp	Day 1 48,359
2	Fri 8:05pm	Sydney 36	Dolphins 26	Suncorp	
3	Sat 3:00pm	Souths 4	Newcastle 30	Suncorp	Day 2 50,658
3	Sat 5:30pm	Warriors 30	North Qld 26	Suncorp	
3	Sat 7:35pm	Wests Tigers 34	St Geo Illa 28	Suncorp	
4	Sun 1:45pm	Gold Coast 18	Canterbury 38	Suncorp	Day 3 50,309
4	Sun 4:05pm	Penrith 32	Brisbane 8	Suncorp	
4	Sun 6:25pm	Melbourne 18	Canberra 20	Suncorp	
Bye: Manly					
Round 10	Women in League Round				
May-08	Thu 7:50pm	Parramatta 16	Dolphins 20	CommBank	11,214
9	Fri 6:00pm	Newcastle 20	Gold Coast 24	McD. Jones	15,193
9	Fri 8:00pm	Souths 22	Brisbane 14	Accor	13,747
10	Sat 3:00pm	Canberra 32	Canterbury 20	GIO	23,827
10	Sat 5:30pm	St Geo Illa 14	Warriors 15	WIN	12,919
10	Sat 7:35pm	North Qld 30	Penrith 30	QLD C. Bank	19,324
11	Sun 2:00pm	Melbourne 64	Wests Tigers 0	AAMI	17,376
11	Sun 4:05pm	Manly 14	Cronulla 30	4 Pines	15,823
Bye: Sydney					
Round 11					
May-16	Fri 6:00pm	Newcastle 6	Parramatta 28	McD. Jones	20,125
16	Fri 8:00pm	Canterbury 24	Sydney 20	Accor	30,166
17	Sat 3:00pm	Dolphins 12	Warriors 16	Suncorp	32,165
17	Sat 5:30pm	North Qld 6	Manly 24	QLD C. Bank	18,965
17	Sat 7:35pm	Cronulla 31	Melbourne 26	Pointsbet	11,570
18	Sun 2:00pm	Brisbane 26	St Geo Illa 30	Suncorp	38,016
18	Sun 4:05pm	Canberra 40	Gold Coast 24	GIO	9,650
18	Sun 6:15pm	Wests Tigers 12	Souths 22	C'town	11,102
Bye: Penrith					
Round 12					
May-22	Thu 7:50pm	Canterbury 8	Dolphins 44	Accor	10,412
23	Fri 8:00pm	Parramatta 30	Manly 10	CommBank	13,425
24	Sat 5:30pm	Penrith 6	Newcastle 25	Carrington	12,000
24	Sat 7:35pm	Sydney 42	Cronulla 16	Industree	13,399
25	Sun 6:05pm	Warriors 10	Canberra 16	Go Media	26,512
Bye: Brisbane, Gold Coast, Melbourne, North Qld, St Geo Illa, Souths, Wests Tigers					
Round 13					
May-30	Fri 8:00pm	St Geo Illa 20	Newcastle 6	Netstrata	10,411
31	Sat 3:00pm	Gold Coast 16	Melbourne 28	Cbus Super	13,509
31	Sat 5:30pm	North Qld 32	Wests Tigers 28	QLD C. Bank	17,470
31	Sat 7:35pm	Manly 34	Brisbane 6	4 Pines	17,375
Jun-01	Sun 2:00pm	Souths 30	Warriors 36	Accor	16,237
1	Sun 4:05pm	Penrith 18	Parramatta 10	CommBank	21,282
1	Sun 6:15pm	Sydney 24	Canberra 26	Allianz	17,223
Bye: Canterbury, Cronulla, Dolphins					
Round 14					
Jun-05	Thu 7:50pm	Newcastle	Manly	McD. Jones	
6	Fri 6:00pm	Melbourne	North Qld	AAMI	
6	Fri 8:00pm	Dolphins	St Geo Illa	Suncorp	
7	Sat 5:30pm	Cronulla	Warriors	Pointsbet	
7	Sat 7:35pm	Brisbane	Gold Coast	Suncorp	
8	Sun 2:00pm	Canberra	Souths	GIO	
8	Sun 4:05pm	Wests Tigers	Penrith	CommBank	
9	Mon 4:00pm	Canterbury	Parramatta	Accor	
Bye: Sydney					
Round 15					
Jun-12	Thu 7:50pm	Cronulla	St Geo Illa	Pointsbet	
13	Fri 8:00pm	Gold Coast	Manly	Cbus Super	
14	Sat 5:30pm	Newcastle	Sydney	McD. Jones	
14	Sat 7:35pm	North Qld	Dolphins	QLD C. Bank	
15	Sun 4:05pm	Souths	Canterbury	Accor	
Bye: Brisbane, Canberra, Melbourne, Parramatta, Penrith, Warriors, Wests Tigers					

Round 16					
Jun-20	Fri 8:00pm	Wests Tigers	Canberra	C'town	
21	Sat 5:00pm	Warriors	Penrith	Go Media	
21	Sat 3:30pm	Dolphins	Newcastle	HBF	
21	Sat 7:35pm	Souths	Melbourne	Accor	
22	Sun 2:00pm	Brisbane	Cronulla	Suncorp	
22	Sun 4:05pm	Sydney	North Qld	Allianz	
22	Sun 6:15pm	Parramatta	Gold Coast	CommBank	
Bye: Canterbury, Manly, St Geo Illa					
Round 17		Beanie for Brain Cancer Round			
Jun-26	Thu 7:50pm	Penrith	Canterbury	CommBank	
27	Fri 6:00pm	Manly	Wests Tigers	4 Pines	
27	Fri 8:00pm	Newcastle	Canberra	McD. Jones	
28	Sat 3:00pm	Brisbane	Warriors	Suncorp	
28	Sat 5:30pm	St Geo Illa	Parramatta	WIN	
28	Sat 7:50pm	Dolphins	Souths	Suncorp	
29	Sun 2:00pm	Melbourne	Cronulla	AAMI	
29	Sun 4:05pm	Gold Coast	North Qld	Cbus Super	
Bye: Sydney					
Round 18					
Jul-04	Fri 8:00pm	Canterbury	Brisbane	Accor	
5	Sat 5:30pm	Canberra	St Geo Illa	GIO	
5	Sat 7:35pm	North Qld	Melbourne	QLD C. Bank	
6	Sun 2:00pm	Sydney	Wests Tigers	Allianz	
6	Sun 4:05pm	Manly	Souths	4 Pines	
Bye: Cronulla, Dolphins, Gold Coast, Newcastle, Parramatta, Penrith, Warriors					
Round 19					
Jul-11	Fri 8:00pm	Cronulla	Dolphins	Pointsbet	
12	Sat 3:00pm	Newcastle	Melbourne	McD. Jones	
12	Sat 5:30pm	St Geo Illa	Sydney	Netstrata	
12	Sat 7:35pm	North Qld	Canterbury	QLD C. Bank	
13	Sun 4:00pm	Warriors	Wests Tigers	Go Media	
13	Sun 4:05pm	Parramatta	Penrith	CommBank	
13	Sun 6:15pm	Gold Coast	Brisbane	Cbus Super	
Bye: Canberra, Manly, Souths					
Round 20					
Jul-17	Thu 7:50pm	Dolphins	North Qld	Suncorp	
18	Fri 6:00pm	Cronulla	Sydney	Pointsbet	
18	Fri 8:00pm	Penrith	Souths	CommBank	
19	Sat 3:00pm	Canberra	Parramatta	GIO	
19	Sat 5:30pm	Canterbury	St Geo Illa	Accor	
19	Sat 7:35pm	Melbourne	Manly	AAMI	
20	Sun 2:00pm	Wests Tigers	Gold Coast	Leichhardt	
20	Sun 4:05pm	Newcastle	Warriors	McD. Jones	
Bye: Brisbane					
Round 21					
Jul-24	Thu 7:50pm	Sydney	Melbourne	Allianz	
25	Fri 6:00pm	North Qld	St Geo Illa	QLD C. Bank	
25	Fri 8:00pm	Brisbane	Parramatta	Suncorp	
26	Sat 5:00pm	Warriors	Gold Coast	Go Media	
26	Sat 5:30pm	Penrith	Wests Tigers	CommBank	
26	Sat 7:35pm	Souths	Cronulla	Industree	
27	Sun 2:00pm	Canberra	Newcastle	GIO	
27	Sun 4:05pm	Canterbury	Manly	Venue TBC	
Bye: Dolphins					
Round 22					
Jul-31	Thu 7:50pm	Parramatta	Melbourne	CommBank	
Aug-01	Fri 8:00pm	Warriors	Dolphins	Go Media	
1	Fri 8:00pm	Brisbane	Souths	Suncorp	
2	Sat 3:00pm	Gold Coast	Penrith	Cbus Super	
2	Sat 5:30pm	St Geo Illa	Canberra	WIN	
2	Sat 7:35pm	Manly	Sydney	4 Pines	
3	Sun 2:00pm	Wests Tigers	Canterbury	CommBank	
3	Sun 4:05pm	Cronulla	North Qld	Pointsbet	
Bye: Newcastle					

Round 23		Indigenous Round			
Aug-07	Thu 7:50pm	Melbourne	Brisbane	AAMI	
8	Fri 6:00pm	Newcastle	Penrith	McD. Jones	
8	Fri 8:00pm	Canberra	Manly	GIO	
9	Sat 3:00pm	St Geo Illa	Cronulla	Netstrata	
9	Sat 5:30pm	Dolphins	Sydney	Suncorp	
9	Sat 7:35pm	Canterbury	Warriors	Accor	
10	Sun 2:00pm	Gold Coast	Souths	Cbus Super	
10	Sun 4:05pm	Parramatta	North Qld	CommBank	
Bye: Wests Tigers					
Round 24		Indigenous Round			
Aug-14	Thu 7:50pm	Penrith	Melbourne	CommBank	
15	Fri 8:00pm	Warriors	St Geo Illa	Go Media	
15	Fri 8:00pm	Sydney	Canterbury	Allianz	
16	Sat 3:00pm	Cronulla	Gold Coast	Pointsbet	
16	Sat 5:30pm	Brisbane	Dolphins	Suncorp	
16	Sat 7:35pm	Souths	Parramatta	Allianz	
17	Sun 2:00pm	Wests Tigers	Manly	Allianz	
17	Sun 4:05pm	North Qld	Newcastle	QLD C. Bank	
Bye: Canberra					
Round 25		Country Footy Round			
Aug-21	Thu 7:50pm	Souths	St Geo Illa	Accor	
22	Fri 6:00pm	Penrith	Canberra	Glen Willow	
22	Fri 8:00pm	Melbourne	Canterbury	AAMI	
23	Sat 3:00pm	Manly	Dolphins	4 Pines	
23	Sat 5:30pm	Gold Coast	Warriors	Cbus Super	
23	Sat 7:35pm	Parramatta	Sydney	CommBank	
24	Sun 2:00pm	Newcastle	Brisbane	McD. Jones	
24	Sun 4:05pm	Wests Tigers	North Qld	Leichhardt	
Bye: Cronulla					
Round 26					
Aug-28	Thu 7:50pm	Canterbury	Penrith	Accor	
29	Fri 8:00pm	Warriors	Parramatta	Go Media	
29	Fri 8:00pm	Melbourne	Sydney	AAMI	
30	Sat 3:00pm	Canberra	Wests Tigers	GIO	
30	Sat 5:30pm	St Geo Illa	Manly	Netstrata	
30	Sat 7:35pm	North Qld	Brisbane	QLD C. Bank	
31	Sun 2:00pm	Cronulla	Newcastle	Pointsbet	
31	Sun 4:05pm	Dolphins	Gold Coast	Suncorp	
Bye: Souths					
Round 27					
Sep-04	Thu 7:50pm	Brisbane	Melbourne	Suncorp	
5	Fri 6:00pm	Manly	Warriors	4 Pines	
5	Fri 8:00pm	Sydney	Souths	Allianz	
6	Sat 3:00pm	St Geo Illa	Penrith	WIN	
6	Sat 5:30pm	Gold Coast	Wests Tigers	Cbus Super	
6	Sat 7:35pm	Canterbury	Cronulla	Accor	
7	Sun 2:00pm	Dolphins	Canberra	Kayo	
7	Sun 4:05pm	Parramatta	Newcastle	CommBank	
Bye: North Qld					
2025 NRL Finals Series					
Qual & Elim Finals					
Sep 12-14	QF 1	1st	4th	1st Home	
Sep 12-14	QF 2	2nd	3rd	2nd Home	
Sep 12-14	EF 1	5th	8th	5th Home	
Sep 12-14	EF 2	6th	7th	6th Home	
Semi Finals					
Sep 19-20	SF 1	L QF 1	W EF 1	-	
Sep 19-20	SF 2	L QF 2	W EF 2	-	
Preliminary Finals					
Sep 26-27	PF 1	W QF 1	W SF 2	-	
Sep 26-27	PF 2	W QF 2	W SF 1	-	
Grand Final					
Oct 5	Sun 7:30pm	W PF 1	W PF 2	TBC	

2025 Ampol State of Origin

Mens and Womens three-game series

2025 Ampol Women's State of Origin Series - NSW won series 2-1					
May-01	Thu 7:45pm	QLD 12	NSW 32	Suncorp	26,022
15	Thu 7:45pm	NSW 26	QLD 6	Allianz	16,026
29	Thu 7:45pm	NSW 14	QLD 18	McD Jones	21,912

2025 Ampol Men's State of Origin Series - NSW lead series 1-0					
May-29	Wed 8:05pm	QLD 6	NSW 18	Suncorp	52,483
Jun-18	Wed 8:05pm	NSW	QLD	Optus	
Jul-9	Wed 8:05pm	NSW	QLD	Accor	



JOIN THE CONVERSATION
@LEAGUEUNLIMITED

LU.

The Front Row **F o r u m s**

Australia's **biggest**
rugby league discussion boards

forums.leagueunlimited.com

There is no off-season.