

# THE FRONT ROW



**LEAGUE  
UNLIMITED**

**2022 NRL FINALS WEEK 1  
2022 NRLW ROUND 4**

**VOLUME 3 • ISSUE 29**



**INSIDE: EVERY  
FINALS GAME  
OF EVERY  
FINALS TEAM**

# **WHOSE TIME IS NOW?**

**THE NRL FINALS BEGIN**





JOIN THE CONVERSATION  
**@LEAGUEUNLIMITED**



**LEAGUEUNLIMITED.COM**

**AUSTRALIA'S LEADING INDEPENDENT  
RUGBY LEAGUE WEBSITE**

**THERE IS NO OFF-SEASON**



# IN THE MAG

WHAT'S INSIDE

THE FRONT ROW VOLUME 3 ISSUE 29

THE EDITOR'S WORD	3
EVERY FINALISTS' FINALS MATCH - EVER	4-15
UK WATCH	16-17
LU'S PLAYER OF THE YEAR STANDINGS	19
NRL ROUND 25 WRAP	20-23
NRL PROGRAMME: FINALS WEEK 1	24-33
LADDER & STATS LEADERS	25
FRIDAY QF: PENRITH v PARRAMATTA	26-27
SATURDAY EF: MELBOURNE v CANBERRA	28-29
QF: CRONULLA v NORTH QUEENSLAND	30-31
SUNDAY EF: SYDNEY v SOUTH SYDNEY	32-33
NRLW PROGRAMME: ROUND 4	34-41
LADDER & STATS LEADERS	34
ROUND 3 WRAP	35
SATURDAY GOLD COAST v PARRAMATTA	36-37
BRISBANE v ST GEORGE ILLAWARRA	38-39
SUNDAY NEWCASTLE v SYDNEY	40-41
NSWRL TEAMLISTS & RESULTS	42
QRL TEAMLISTS & RESULTS	43
2022 NRLW DRAW	44
NRL 2022 DRAW	45

# THE EDITOR'S WORD

WELCOME

The finals are here and boy isn't it a great set of match-ups. As we publish this it looks like at least 3 of the 4 games are either already sold out, or headed for sell out.

It opens with a traditional Battle of the West at a full-to-overflowing Penrith Stadium. It's Nathan Cleary's first match back since he was suspended for a tackle - against the Eels, Friday night's opponents. No extra motivation needed, but there'll be plenty.

On Saturday, Melbourne hosts three games - an NRLW double header into an elimination final between perennial finalists the Storm and their only home bogey team in Canberra. Then focus turns to a packed Shark Park, where the season's two dark-horses face off.

Sunday... wow. After the Roosters-Knights NRLW clash in the afternoon, rugby league's newest stadium hosts the game's oldest rivalry for the second week in a row. Easts v Souths. Gotta love it.

Enjoy your finals footy folks. Happy reading.

## THE FRONT ROW ACKNOWLEDGEMENTS

We'd like to thank RugbyLeagueProject.org for their support and use of various statistics throughout this publication. Interested in advertising with The Front Row or LeagueUnlimited.com, or just want to provide feedback? Contact us by email - [media@leagueunlimited.com](mailto:media@leagueunlimited.com)

Magazine content originally appears on [LeagueUnlimited.com](http://LeagueUnlimited.com) © 2022.

Cover image courtesy @TheBiggestTiger

MANAGERS	Steven Williams & Coby Delaney
EDITOR	Tim Costello
CONTRIBUTORS	Andrew Ferguson
	Rob Crosby
	AJ Lucantonio
	Josh Robertson
	Justin Davies
	Adam Huxtable
	Lachlan McIntyre
	Andrew Jackson
	The Biggest Tiger



**LEAGUE  
UNLIMITED**

# EVERY FINALS MATCH THE TOP EIGHT HAVE PLAYED IN. EVER.

ROB CROSBY DIGS UP THE STATS. ENJOY

## PENRITH PANTHERS - EST. 1967

Premiers: 3 (1991, 2003, 2021)

Finals Appearance	Year	Finals Type	Opponent	Result	Venue
1	1985	Minor Preliminary Semi Final	Parramatta	6-38	Sydney Cricket Ground
2	1989	Major Preliminary Final	Balmain	12-24	Sydney Football Stadium
3	1989	Minor Semi Final	Canberra	12-27	Sydney Football Stadium
4	1990	Major Preliminary Semi Final	Brisbane	26-16	Sydney Football Stadium
5	1990	Major Semi Final	Canberra	30-12	Sydney Football Stadium
6	1990	Grand Final	Canberra	14-18	Sydney Football Stadium
7	1991	Major Semi Final	North Sydney	16-14	Sydney Football Stadium
8	1991	Grand Final	Canberra	19-12	Sydney Football Stadium
9	1997 (SL)	Minor Preliminary Semi Final	Canterbury	15-14	Belmore Sports Ground
10	1997 (SL)	Minor Semi Final	Canberra	12-32	Canberra Stadium
11	2000	Qualifying Final	Canberra	16-34	Canberra Stadium
12	2000	Semi Final	Parramatta	10-28	Sydney Football Stadium
13	2003	Qualifying Final	Brisbane	28-18	Penrith Football Stadium
14	2003	Preliminary Final	New Zealand	28-20	Stadium Australia
15	2003	Grand Final	Sydney	18-6	Stadium Australia
16	2004	Qualifying Final	St George Illawarra	31-30	Penrith Football Stadium
17	2004	Preliminary Final	Canterbury	14-30	Sydney Football Stadium
18	2010	Qualifying Final	Canberra	22-24	Penrith Football Stadium
19	2010	Semi Final	Sydney	12-34	Sydney Football Stadium
20	2014	Qualifying Final	Sydney	19-18	Sydney Football Stadium
21	2014	Preliminary Final	Canterbury	12-18	Stadium Australia
22	2016	Elimination Final	Canterbury	28-12	Sydney Football Stadium
23	2016	Semi Final	Canberra	12-22	Canberra Stadium
24	2017	Elimination Final	Manly	22-10	Sydney Football Stadium
25	2017	Semi Final	Brisbane	6-13	Suncorp Stadium
26	2018	Elimination Final	New Zealand	27-12	Stadium Australia
27	2018	Semi Final	Cronulla	20-21	Sydney Football Stadium
28	2020	Qualifying Final	Sydney	29-28	Penrith Football Stadium
29	2020	Preliminary Final	South Sydney	20-16	Stadium Australia
30	2020	Grand Final	Melbourne	20-26	Stadium Australia
31	2021	Qualifying Final	South Sydney	10-16	QLD Country Bank Stadium
32	2021	Semi Final	Parramatta	8-6	Stadium Mackay
33	2021	Preliminary Final	Melbourne	10-6	Suncorp Stadium
34	2021	Grand Final	South Sydney	14-12	Suncorp Stadium



# CRONULLA SHARKS - EST. 1967

Premiers: 1 (2016)

Finals Appearance	Year	Finals Type	Opponent	Result	Venue
1	1973	Major Preliminary Semi Final	St George	18-0	Sydney Cricket Ground
2	1973	Major Semi Final	Manly	4-14	Sydney Cricket Ground
3	1973	Preliminary Final	Newtown	20-11	Sydney Cricket Ground
4	1973	Grant Final	Manly	7-10	Sydney Cricket Ground
5	1978	Major Preliminary Semi Final	Manly	17-12	Sydney Cricket Ground
6	1978	Major Semi Final	Western Suburbs	14-10	Sydney Cricket Ground
7	1978	Grand Final	Manly	11-11	Sydney Cricket Ground
8	1978	Grand Final Replay	Manly	0-16	Sydney Cricket Ground
9	1979	Major Preliminary Semi Final	Parramatta	4-24	Sydney Cricket Ground
10	1979	Minor Semi Final	Canterbury	15-30	Sydney Cricket Ground
11	1981	Minor Preliminary Semi Final	Manly	11-14	Sydney Cricket Ground
12	1988	Major Semi Final	Canterbury	8-26	Sydney Football Stadium
13	1988	Preliminary Final	Balmain	2-9	Sydney Football Stadium
14	1989	Minor Preliminary Final	Canberra	10-31	Sydney Football Stadium
15	1995	Qualifying Final	Manly	20-24	Sydney Football Stadium
16	1995	Semi Final	Newcastle	18-19	Sydney Football Stadium
17	1996	Qualifying Final	Western Suburbs	20-12	Parramatta Stadium
18	1996	Semi Final	Brisbane	22-16	Sydney Football Stadium
19	1996	Preliminary Final	Manly	0-24	Sydney Football Stadium
20	1997 (SL)	Major Preliminary Semi Final	Canberra	22-18	Shark Park
21	1997 (SL)	Major Semi	Brisbane	2-34	Townsville
22	1997 (SL)	Preliminary Final	Canberra	10-4	Shark Park
23	1997 (SL)	Grand Final	Brisbane	8-26	QEII Stadium
24	1999	Qualifying Final	Brisbane	42-20	Shark Park
25	1999	Preliminary Final	St George Illawarra	8-24	Stadium Australia
26	2000	Qualifying Final	Brisbane	20-34	QEII Stadium
27	2001	Qualifying Final	Brisbane	22-6	Shark Park
28	2001	Semi Final	Canterbury	52-10	Sydney Football Stadium
29	2001	Preliminary Final	Newcastle	10-18	Sydney Football Stadium
30	2002	Qualifying Final	Sydney	20-32	Sydney Football Stadium
31	2002	Semi Final	St George Illawarra	40-24	Sydney Football Stadium
32	2002	Preliminary Final	New Zealand	10-16	Stadium Australia
33	2005	Qualifying Final	St George Illawarra	22-28	WIN Stadium, Wollongong
34	2008	Qualifying Final	Canberra	36-10	Shark Park
35	2008	Preliminary Final	Melbourne	0-28	Sydney Football Stadium
36	2012	Elimination Final	Canberra	16-34	Canberra Stadium
37	2013	Elimination Final	North Queensland	20-18	Sydney Football Stadium
38	2013	Semi Final	Manly	18-24	Sydney Football Stadium
39	2015	Elimination Final	South Sydney	28-12	Sydney Football Stadium
40	2015	Semi Final	North Queensland	0-39	Townsville
41	2016	Qualifying Final	Canberra	16-14	Canberra Stadium
42	2016	Preliminary Final	North Queensland	32-20	Sydney Football Stadium
43	2016	Grand Final	Melbourne	14-12	Stadium Australia

44	2017	Elimination Final	North Queensland	14-15	Sydney Football Stadium
45	2018	Qualifying Final	Sydney	12-21	Sydney Football Stadium
46	2018	Semi Final	Penrith	21-20	Sydney Football Stadium
47	2018	Preliminary Final	Melbourne	6-22	AAMI Park
48	2019	Elimination Final	Manly	16-28	Brookvale Oval
49	2020	Elimination Final	Canberra	20-32	Canberra Stadium

## NORTH QUEENSLAND COWBOYS - EST. 1995

Premiers: 1 (2015)

Finals Appearance	Year	Finals Type	Opponent	Result	Venue
1	2004	Qualifying Final	Canterbury	30-22	Stadium Australia
2	2004	Semi Final	Brisbane	10-0	Townsville
3	2004	Preliminary Final	Sydney	16-19	Stadium Australia
4	2005	Qualifying Final	Wests Tigers	6-50	Stadium Australia
5	2005	Semi Final	Melbourne	24-16	Sydney Football Stadium
6	2005	Preliminary Final	Parramatta	29-0	Stadium Australia
7	2005	Grand Final	Wests Tigers	16-30	Stadium Australia
8	2007	Qualifying Final	Canterbury	20-18	Townsville
9	2007	Semi Final	New Zealand	49-12	Townsville
10	2007	Preliminary Final	Manly	6-28	Sydney Football Stadium
11	2011	Qualifying Final	Manly	8-42	Sydney Football Stadium
12	2012	Elimination Final	Brisbane	33-16	Townsville
13	2012	Semi Final	Manly	12-22	Sydney Football Stadium
14	2013	Elimination Final	Cronulla	18-20	Sydney Football Stadium
15	2014	Elimination Final	Brisbane	32-20	Townsville
16	2014	Semi Final	Sydney	30-31	Sydney Football Stadium
17	2015	Qualifying Final	Brisbane	12-16	Suncorp Stadium
18	2015	Semi Final	Cronulla	39-0	Townsville
19	2015	Preliminary Final	Melbourne	32-12	AAMI Park
20	2015	Grand Final	Brisbane	17-16	Stadium Australia
21	2016	Qualifying Final	Melbourne	10-16	AAMI Park
22	2016	Semi Final	Brisbane	26-20	Townsville
23	2016	Preliminary Final	Cronulla	20-32	Sydney Football Stadium
24	2017	Elimination Final	Cronulla	15-14	Sydney Football Stadium
25	2017	Semi Final	Parramatta	24-16	Stadium Australia
26	2017	Preliminary Final	Sydney	29-16	Sydney Football Stadium
27	2017	Grand Final	Melbourne	6-34	Stadium Australia

## PARRAMATTA EELS - EST. 1947

Premiers: 4 (1981, 1982, 1983, 1986)

Finals Appearance	Year	Finals Type	Opponent	Result	Venue
1	1962	Minor Semi Final	Western Suburbs	0-6	Sydney Cricket Ground
2	1963	Minor Semi Final	Balmain	9-7	Sydney Cricket Ground
3	1963	Preliminary Final	St George	7-12	Sydney Cricket Ground



4	1964	Major Semi Final	St George	0-42	Sydney Cricket Ground
5	1964	Preliminary Final	Balmain	7-16	Sydney Cricket Ground
6	1965	Minor Semi Final	South Sydney	2-17	Sydney Cricket Ground
7	1971	Minor Semi Final	St George	8-19	Sydney Cricket Ground
8	1975	Minor Preliminary Semi Final	Canterbury	6-5	Sydney Sports Ground
9	1975	Minor Semi Final	Manly	12-22	Sydney Cricket Ground
10	1976	Major Preliminary Semi Final	St George	31-6	Sydney Cricket Ground
11	1976	Major Semi Final	Manly	23-17	Sydney Cricket Ground
12	1976	Grand Final	Manly	10-13	Sydney Cricket Ground
13	1977	Major Semi Final	St George	5-10	Sydney Cricket Ground
14	1977	Preliminary Final	Eastern Suburbs	13-5	Sydney Cricket Ground
15	1977	Grand Final	St George	9-9	Sydney Cricket Ground
16	1977	Grand Final Replay	St George	0-22	Sydney Cricket Ground
17	1978	Minor Preliminary Semi Final	Canterbury	22-15	Sydney Cricket Ground
18	1978	Minor Semi Final	Manly	13-13	Sydney Cricket Ground
19	1978	Minor Semi Final Replay	Manly	11-17	Sydney Cricket Ground
20	1979	Major Preliminary Semi Final	Cronulla	24-4	Sydney Cricket Ground
21	1979	Major Semi Final	St George	11-15	Sydney Cricket Ground
22	1979	Preliminary Final	Canterbury	14-20	Sydney Cricket Ground
23	1981	Major Preliminary Semi Final	Newtown	10-8	Sydney Cricket Ground
24	1981	Major Semi Final	Eastern Suburbs	12-8	Sydney Cricket Ground
25	1981	Grand Final	Newtown	20-11	Sydney Cricket Ground
26	1982	Major Semi Final	Manly	0-20	Sydney Cricket Ground
27	1982	Preliminary Final	Eastern Suburbs	33-0	Sydney Cricket Ground
28	1982	Grand Final	Manly	21-8	Sydney Cricket Ground
29	1983	Major Preliminary Semi Final	Canterbury	30-22	Sydney Cricket Ground
30	1983	Major Semi Final	Manly	10-19	Sydney Cricket Ground
31	1983	Preliminary Final	Canterbury	18-4	Sydney Cricket Ground
32	1983	Grand Final	Manly	18-6	Sydney Cricket Ground
33	1984	Major Preliminary Semi Final	St George	22-16	Sydney Cricket Ground
34	1984	Major Semi Final	Canterbury	8-16	Sydney Cricket Ground
35	1984	Preliminary Final	St George	8-7	Sydney Cricket Ground
36	1984	Grand Final	Canterbury	4-6	Sydney Cricket Ground
37	1985	Minor Preliminary Semi Final	Penrith	38-6	Sydney Cricket Ground
38	1985	Minor Semi Final	Balmain	32-4	Sydney Cricket Ground
39	1985	Preliminary Final	Canterbury	0-26	Sydney Cricket Ground
40	1986	Major Semi Final	Canterbury	28-6	Sydney Cricket Ground
41	1986	Grand Final	Canterbury	4-2	Sydney Cricket Ground
42	1997	Minor Qualifying Final	Newcastle	20-28	Sydney Football Stadium
43	1997	Major Qualifying Final	North Sydney	14-24	Sydney Football Stadium
44	1998	Major Preliminary Semi Final	North Sydney	25-12	Parramatta Stadium
45	1998	Major Semi Final	Brisbane	15-10	ANZ Stadium, Brisbane
46	1998	Preliminary Final	Canterbury	20-32	Sydney Football Stadium
47	1999	Qualifying Final	Newcastle	30-16	Parramatta Stadium
48	1999	Preliminary Final	Melbourne	16-18	Sydney Football Stadium
49	2000	Qualifying Final	Sydney	32-8	Sydney Football Stadium

50	2000	Semi Final	Penrith	28-10	Sydney Football Stadium
51	2000	Preliminary Final	Brisbane	10-16	Stadium Australia
52	2001	Qualifying Final	New Zealand	56-12	Parramatta Stadium
53	2001	Preliminary Final	Brisbane	24-16	Stadium Australia
54	2001	Grand Final	Newcastle	24-30	Stadium Australia
55	2002	Qualifying Final	Brisbane	14-24	ANZ Stadium, Brisbane
56	2005	Qualifying Final	Manly	46-22	Parramatta Stadium
57	2005	Preliminary Final	North Queensland	0-29	Stadium Australia
58	2006	Qualifying Final	Melbourne	6-12	Olympic Park
59	2007	Qualifying Final	New Zealand	12-10	Mt Smart Stadium
60	2007	Semi Final	Canterbury	25-6	Stadium Australia
61	2007	Preliminary Final	Melbourne	10-26	Docklands
62	2009	Qualifying Final	St George Illawarra	25-12	Kogarah
63	2009	Semi Final	Gold Coast	27-2	Sydney Football Stadium
64	2009	Preliminary Final	Canterbury	22-12	Stadium Australia
65	2009	Grand Final	Melbourne	16-23	Stadium Australia
66	2017	Qualifying Final	Melbourne	16-18	AAMI Park
67	2017	Semi Final	North Queensland	16-24	Stadium Australia
68	2019	Elimination Final	Brisbane	58-0	Bankwest Stadium
69	2019	Semi Final	Melbourne	0-32	AAMI Park
70	2020	Qualifying Final	Melbourne	24-36	Suncorp Stadium
71	2020	Semi Final	South Sydney	24-38	Bankwest Stadium
72	2021	Elimination Final	Newcastle	28-20	Rockhampton
73	2021	Semi Final	Penrith	6-8	Mackay

## MELBOURNE STORM - EST. 1998

Premiers: 4\* (1999, 2012, 2017, 2020)

Finals Appearance	Year	Finals Type	Opponent	Result	Venue
1	1998	Major Preliminary Semi Final	Sydney	12-26	Olympic Park
2	1998	Minor Semi Final	Canberra	24-10	Olympic Park
3	1998	Elimination Prelim Final	Brisbane	6-30	Sydney Football Stadium
4	1999	Qualifying Final	St George Illawarra	10-34	Olympic Park
5	1999	Semi Final	Canterbury	24-22	Sydney Football Stadium
6	1999	Preliminary Final	Parramatta	18-16	Sydney Football Stadium
7	1999	Grand Final	St George Illawarra	20-18	Stadium Australia
8	2000	Qualifying Final	Newcastle	16-30	Newcastle
9	2003	Qualifying Final	Canberra	30-18	Canberra Stadium
10	2003	Semi Final	Canterbury	0-30	Sydney Football Stadium
11	2004	Qualifying Final	Brisbane	31-14	Suncorp Stadium
12	2004	Semi Final	Canterbury	18-43	Sydney Football Stadium
13	2005	Qualifying Final	Brisbane	24-18	Suncorp Stadium
14	2005	Semi Final	North Queensland	16-24	Sydney Football Stadium
15	2006	Qualifying Final	Parramatta	12-6	Olympic Park
16	2006	Preliminary Final	St George Illawarra	24-10	Stadium Australia
17	2006	Grand Final	Brisbane	8-15	Stadium Australia
18	2007	Qualifying Final	Brisbane	40-0	Olympic Park



19	2007	Preliminary Final	Parramatta	26-10	Docklands
20	2007	Grand Final*	Manly	34-8	Stadium Australia
21	2008	Qualifying Final	New Zealand	15-18	Olympic Park
22	2008	Semi Final	Brisbane	16-14	Suncorp Stadium
23	2008	Preliminary Final	Cronulla	28-0	Sydney Football Stadium
24	2008	Grand Final	Manly	0-40	Stadium Australia
25	2009	Qualifying Final	Manly	40-12	Docklands
26	2009	Preliminary Final	Brisbane	40-10	Docklands
27	2009	Grand Final*	Parramatta	23-16	Stadium Australia
28	2011	Qualifying Final	Newcastle	18-8	AAMI Park
29	2011	Preliminary Final	New Zealand	12-20	AAMI Park
30	2012	Qualifying Final	South Sydney	24-6	AAMI Park
31	2012	Preliminary Final	Manly	40-12	AAMI Park
32	2012	Grand Final	Canterbury	14-4	Stadium Australia
33	2013	Qualifying Final	South Sydney	10-20	Stadium Australia
34	2013	Semi Final	Newcastle	16-18	AAMI Park
35	2014	Elimination Final	Canterbury	4-28	AAMI Park
36	2015	Qualifying Final	Sydney	20-18	Sydney Football Stadium
37	2015	Preliminary Final	North Queensland	12-32	AAMI Park
38	2016	Qualifying Final	North Queensland	16-10	AAMI Park
39	2016	Preliminary Final	Canberra	14-12	AAMI Park
40	2016	Grand Final	Cronulla	12-14	AAMI Park
41	2017	Qualifying Final	Parramatta	18-16	AAMI Park
42	2017	Preliminary Final	Brisbane	30-0	AAMI Park
43	2017	Grand Final	North Queensland	34-6	Stadium Australia
44	2018	Qualifying Final	South Sydney	29-28	AAMI Park
45	2018	Preliminary Final	Cronulla	22-6	AAMI Park
46	2018	Grand Final	Sydney	6-21	Stadium Australia
47	2019	Qualifying Final	Canberra	10-12	AAMI Park
48	2019	Semi Final	Parramatta	32-0	AAMI Park
49	2019	Preliminary Final	Sydney	6-14	Sydney Cricket Ground
50	2020	Qualifying Final	Parramatta	36-24	Suncorp Stadium
51	2020	Preliminary Final	Canberra	30-10	Suncorp Stadium
52	2020	Grand Final	Penrith	26-20	Stadium Australia
53	2021	Qualifying Final	Manly	40-12	Sunshine Coast
54	2021	Preliminary Final	Penrith	6-10	Suncorp Stadium

## SYDNEY ROOSTERS - EST. 1908

Premiers: 15 (1911, 1912, 1913, 1923, 1936, 1936, 1937, 1940, 1945, 1974, 1975, 2002, 2013, 2018, 2019)

Finals Appearance	Year	Finals Type	Opponent	Result	Venue
1	1908	Semi Final	North Sydney	23-10	RAS Showground
2	1908	Final	South Sydney	12-14	RAS Showground
3	1909	Semi Final	Balmain	8-15	Wentworth Park
4	1911	Final	Glebe	22-9	RAS Showground
5	1911	Grand Final	Glebe	11-8	RAS Showground
6	1923	Final	South Sydney	15-12	Sydney Cricket Ground

7	1926	Semi Final	South Sydney	5-21	Sydney Cricket Ground
8	1927	Semi Final	St George	11-26	Earl Park
9	1928	Semi Final	North Sydney	26-13	Wentworth Park
10	1928	Final	South Sydney	5-26	RAS Showground
11	1930	Semi Final	St George	10-11	Earl Park
12	1931	Semi Final	Western Suburbs	8-10	Sydney Sports Ground
13	1931	Grand Final Challenge	North Sydney	7-12	Sydney Sports Ground
14	1932	Semi Final	South Sydney	8-26	Sydney Sports Ground
15	1933	Semi Final	St George	10-13	Sydney Sports Ground
16	1934	Semi Final	South Sydney	19-6	Sydney Sports Ground
17	1934	Final	Western Suburbs	12-15	Sydney Sports Ground
18	1935	Semi Final	Western Suburbs	15-10	Sydney Cricket Ground
19	1935	Final	South Sydney	19-3	Sydney Cricket Ground
20	1936	Semi Final	Canterbury	25-13	Belmore Sports Ground
21	1936	Final	Balmain	32-12	Sydney Cricket Ground
22	1938	Semi Final	South Sydney	19-10	Sydney Cricket Ground
23	1938	Final	Canterbury	6-19	Sydney Cricket Ground
24	1940	Semi Final	St George	10-3	Sydney Cricket Ground
25	1940	Final	Canterbury	24-14	Sydney Cricket Ground
26	1941	Semi Final	Canterbury	24-22	Sydney Cricket Ground
27	1941	Final	St George	14-31	Sydney Cricket Ground
28	1942	Semi Final	Balmain	20-14	Sydney Cricket Ground
29	1942	Final	St George	5-18	Sydney Cricket Ground
30	1945	Semi Final	Western Suburbs	28-13	Sydney Cricket Ground
31	1945	Final	Balmain	22-18	Sydney Cricket Ground
32	1953	Semi Final	St George	7-25	Sydney Cricket Ground
33	1960	Minor Semi Final	Canterbury	16-9	Sydney Sports Ground
34	1960	Preliminary Final	Western Suburbs	20-15	Sydney Cricket Ground
35	1960	Grand Final	St George	6-31	Sydney Cricket Ground
36	1967	Minor Semi Final	Canterbury	2-13	Sydney Cricket Ground
37	1968	Minor Semi Final	St George	10-17	Sydney Cricket Ground
38	1972	Major Semi Final	Manly	8-32	Sydney Cricket Ground
39	1972	Preliminary Final	St George	8-6	Sydney Cricket Ground
40	1972	Grand Final	Manly	14-19	Sydney Cricket Ground
41	1974	Major Semi Final	Canterbury	17-19	Sydney Cricket Ground
42	1974	Preliminary Final	Western Suburbs	25-2	Sydney Cricket Ground
43	1974	Grand Final	Canterbury	19-4	Sydney Cricket Ground
44	1975	Major Semi Final	St George	5-8	Sydney Cricket Ground
45	1975	Preliminary Final	Manly	28-13	Sydney Cricket Ground
46	1975	Grand Final	St George	38-0	Sydney Cricket Ground
47	1976	Minor Preliminary Semi Final	Canterbury	13-22	Sydney Cricket Ground
48	1977	Major Preliminary Semi Final	St George	14-19	Sydney Cricket Ground
49	1977	Minor Semi Final	Balmain	26-2	Sydney Cricket Ground
50	1977	Preliminary Final	Parramatta	5-13	Sydney Cricket Ground
51	1980	Major Semi Final	Canterbury	7-13	Sydney Cricket Ground
52	1980	Preliminary Final	Western Suburbs	41-5	Sydney Cricket Ground
53	1980	Grand Final	Canterbury	4-18	Sydney Cricket Ground



54	1981	Major Semi Final	Parramatta	8-12	Sydney Cricket Ground
55	1981	Preliminary Final	Newtown	5-15	Sydney Cricket Ground
56	1982	Minor Preliminary Semi Final	Western Suburbs	11-7	Sydney Cricket Ground
57	1982	Minor Semi Final	North Sydney	12-10	Sydney Cricket Ground
58	1982	Preliminary Final	Parramatta	0-33	Sydney Cricket Ground
59	1987	Major Preliminary Semi Final	Canberra	25-16	Sydney Cricket Ground
60	1987	Major Semi Final	Manly	6-10	Sydney Cricket Ground
61	1987	Preliminary Final	Canberra	24-32	Sydney Cricket Ground
62	1996	Qualifying Final	Manly	14-16	Sydney Football Stadium
63	1996	Semi Final	St George	16-36	Sydney Football Stadium
64	1997	Minor Qualifying Final	North Sydney	33-21	Sydney Football Stadium
65	1997	Major Qualifying Final	Gold Coast	32-10	Parramatta Stadium
66	1997	Preliminary Final	Manly	16-17	Sydney Football Stadium
67	1998	Major Preliminary Semi Final	Melbourne	26-12	Olympic Park
68	1998	Major Semi Final	Newcastle	26-15	Newcastle
69	1998	Preliminary Final	Brisbane	18-46	ANZ Stadium, Brisbane
70	1999	Qualifying Final	Canterbury	8-12	Sydney Football Stadium
71	1999	Semi Final	St George Illawarra	18-28	Sydney Football Stadium
72	2000	Qualifying Final	Parramatta	8-32	Sydney Football Stadium
73	2000	Semi Final	Canberra	38-10	Sydney Football Stadium
74	2000	Preliminary Final	Newcastle	26-20	Sydney Football Stadium
75	2000	Grand Final	Brisbane	6-14	Stadium Australia
76	2001	Qualifying Final	Newcastle	6-40	Newcastle
77	2002	Qualifying Final	Cronulla	32-20	Sydney Football Stadium
78	2002	Semi Final	Newcastle	38-12	Sydney Football Stadium
79	2002	Preliminary Final	Brisbane	16-12	Sydney Football Stadium
80	2002	Grand Final	New Zealand	30-8	Stadium Australia
81	2003	Qualifying Final	Newcastle	36-8	Sydney Football Stadium
82	2003	Preliminary Final	Canterbury	28-18	Sydney Football Stadium
83	2003	Grand Final	Penrith	6-18	Stadium Australia
84	2004	Qualifying Final	Canberra	38-12	Sydney Football Stadium
85	2004	Preliminary Final	North Queensland	19-16	Stadium Australia
86	2004	Grand Final	Canterbury	13-16	Stadium Australia
87	2008	Qualifying Final	Brisbane	16-24	Sydney Football Stadium
88	2008	Semi Final	New Zealand	13-30	Mt Smart Stadium
89	2010	Qualifying Final	Wests Tigers	19-15	Sydney Football Stadium
90	2010	Semi Final	Penrith	34-12	Sydney Football Stadium
91	2010	Preliminary Final	Gold Coast	32-6	Suncorp Stadium
92	2010	Grand Final	St George Illawarra	8-32	Stadium Australia
93	2013	Qualifying Final	Manly	4-0	Sydney Football Stadium
94	2013	Preliminary Final	Newcastle	40-14	Sydney Football Stadium
95	2013	Grand Final	Manly	26-18	Stadium Australia
96	2014	Qualifying Final	Penrith	18-19	Sydney Football Stadium
97	2014	Semi Final	North Queensland	31-30	Sydney Football Stadium
98	2014	Preliminary Final	South Sydney	22-32	Stadium Australia
99	2015	Qualifying Final	Melbourne	18-20	Sydney Football Stadium
100	2015	Semi Final	Canterbury	38-12	Sydney Football Stadium

101	2015	Preliminary Final	Brisbane	12-31	Suncorp Stadium
102	2017	Qualifying Final	Brisbane	24-22	Sydney Football Stadium
103	2017	Semi Final	North Queensland	16-29	Sydney Football Stadium
104	2018	Qualifying Final	Cronulla	21-12	Sydney Football Stadium
105	2018	Preliminary Final	South Sydney	12-4	Sydney Football Stadium
106	2018	Grand Final	Melbourne	21-6	Stadium Australia
107	2019	Qualifying Final	South Sydney	30-6	Sydney Cricket Ground
108	2019	Preliminary Final	Melbourne	14-6	Sydney Cricket Ground
109	2019	Grand Final	Canberra	14-8	Stadium Australia
110	2020	Qualifying Final	Penrith	28-29	Penrith Football Stadium
111	2020	Semi Final	Canberra	18-22	Sydney Cricket Ground
112	2021	Elimination Final	Gold Coast	25-24	Queensland Country Bank Stadium
113	2021	Semi Final	Manly	6-42	Mackay

## SOUTH SYDNEY RABBITOHS - EST. 1908

*Premiers: 21 (1908, 1909, 1914, 1918, 1925, 1926, 1927, 1928, 1929, 1931, 1932, 1950, 1951, 1953, 1954, 1955, 1967, 1968, 1970, 1971, 2014)*

Finals Appearance	Year	Finals Type	Opponent	Result	Venue
1	1908	Semi Final	Glebe	16-3	Wentworth Park
2	1908	Final	Eastern Suburbs	14-12	RAS Showground
3	1909	Semi Final	Newcastle	20-0	RAS Showground
4	1910	Final	Newtown	4-4	RAS Showground
5	1916	Final	Balmain	3-5	Sydney Cricket Ground
6	1923	Final	Eastern Suburbs	12-15	Sydney Cricket Ground
7	1924	Final	Balmain	0-3	Sydney Cricket Ground
8	1926	Semi Final	Eastern Suburbs	21-5	Sydney Cricket Ground
9	1926	Final	University	11-5	RAS Showground
10	1927	Semi Final	Western Suburbs	38-6	RAS Showground
11	1927	Final	St George	20-11	RAS Showground
12	1928	Semi Final	St George	13-5	Earl Park
13	1928	Final	Eastern Suburbs	26-5	RAS Showground
14	1929	Semi Final	Western Suburbs	22-10	Sydney Sports Ground
15	1929	Final	Newtown	30-10	Sydney Sports Ground
16	1930	Semi Final	Western Suburbs	5-9	Sydney Sports Ground
17	1931	Semi Final	St George	16-5	Sydney Sports Ground
18	1931	Final	Western Suburbs	17-3	Sydney Sports Ground
19	1931	Grand Final Challenge	Eastern Suburbs	12-7	Sydney Sports Ground
20	1932	Semi Final	Eastern Suburbs	26-8	Sydney Sports Ground
21	1932	Final	Western Suburbs	8-23	Sydney Sports Ground
22	1932	Grand Final Challenge	Western Suburbs	19-12	Sydney Sports Ground
23	1933	Semi Final	Newtown	12-17	Sydney Sports Ground
24	1934	Semi Final	Eastern Suburbs	6-19	Sydney Sports Ground
25	1935	Semi Final	North Sydney	14-10	Sydney Cricket Ground
26	1935	Final	Eastern Suburbs	3-19	Sydney Cricket Ground
27	1938	Semi Final	Eastern Suburbs	10-19	Sydney Cricket Ground
28	1939	Semi Final	St George	23-10	Sydney Cricket Ground

29	1939	Final	Balmain	4-33	Sydney Cricket Ground
30	1944	Semi Final	Balmain	6-15	Sydney Cricket Ground
31	1949	Semi Final	St George	12-16	Sydney Cricket Ground
32	1949	Grand Final Challenge	St George	12-19	Sydney Cricket Ground
33	1950	Semi Final	Newtown	30-4	Sydney Cricket Ground
34	1950	Final	Western Suburbs	21-15	Sydney Sports Ground
35	1951	Semi Final	St George	8-35	Sydney Cricket Ground
36	1951	Grand Final Challenge	Manly	42-14	Sydney Sports Ground
37	1952	Semi Final	Western Suburbs	18-10	Sydney Cricket Ground
38	1952	Final	North Sydney	26-12	Sydney Cricket Ground
39	1952	Grand Final Challenge	Western Suburbs	12-22	Sydney Cricket Ground
40	1953	Semi Final	North Sydney	5-4	Sydney Cricket Ground
41	1953	Final	St George	31-12	Sydney Cricket Ground
42	1954	Major Semi Final	Newtown	24-14	Sydney Cricket Ground
43	1954	Grand Final	Newtown	23-15	Sydney Cricket Ground
44	1955	Minor Semi Final	Manly	14-12	Sydney Cricket Ground
45	1955	Preliminary Final	St George	18-14	Sydney Cricket Ground
46	1955	Grand Final	Newtown	12-11	Sydney Cricket Ground
47	1956	Minor Semi Final	Western Suburbs	45-7	Sydney Cricket Ground
48	1956	Preliminary Final	Balmain	33-36	Sydney Cricket Ground
49	1957	Minor Semi Final	Western Suburbs	26-13	Sydney Cricket Ground
50	1957	Preliminary Final	Manly	11-15	Sydney Cricket Ground
51	1965	Minor Semi Final	Parramatta	17-2	Sydney Cricket Ground
52	1965	Preliminary Final	North Sydney	14-9	Sydney Cricket Ground
53	1965	Grand Final	St George	8-12	Sydney Cricket Ground
54	1967	Major Semi Final	St George	13-8	Sydney Cricket Ground
55	1967	Grand Final	Canterbury	12-10	Sydney Cricket Ground
56	1968	Major Semi Final	Manly	15-23	Sydney Cricket Ground
57	1968	Preliminary Final	St George	20-8	Sydney Cricket Ground
58	1968	Grand Final	Manly	13-9	Sydney Cricket Ground
59	1969	Major Semi Final	Balmain	14-13	Sydney Cricket Ground
60	1969	Grand Final	Balmain	2-11	Sydney Cricket Ground
61	1970	Major Semi Final	Manly	22-15	Sydney Cricket Ground
62	1970	Grand Final	Manly	23-12	Sydney Cricket Ground
63	1971	Major Semi Final	Manly	19-13	Sydney Cricket Ground
64	1971	Grand Final	St George	16-10	Sydney Cricket Ground
65	1972	Minor Semi Final	St George	10-14	Sydney Cricket Ground
66	1974	Minor Preliminary Semi Final	Western Suburbs	8-24	Sydney Sports Ground
67	1980	Minor Preliminary Semi Final	St George	5-16	Sydney Cricket Ground
68	1984	Minor Preliminary Semi Final	Manly	22-18	Sydney Cricket Ground
69	1984	Minor Semi Final	St George	6-24	Sydney Cricket Ground
70	1986	Major Preliminary Semi Final	Canterbury	2-16	Sydney Cricket Ground
71	1986	Minor Semi Final	Balmain	11-36	Sydney Cricket Ground
72	1987	Minor Preliminary Semi Final	Balmain	15-12	Sydney Cricket Ground
73	1987	Minor Semi Final	Canberra	12-46	Sydney Cricket Ground
74	1989	Major Semi Final	Balmain	10-20	Sydney Football Stadium
75	1989	Preliminary Final	Canberra	16-32	Sydney Football Stadium



76	2007	Qualifying Final	Manly	6-30	Brookvale Oval
77	2012	Qualifying Final	Melbourne	6-24	AAMI Park
78	2012	Semi Final	Canberra	38-16	Stadium Australia
79	2012	Preliminary Final	Canterbury	8-32	Stadium Australia
80	2013	Qualifying Final	Melbourne	20-10	Stadium Australia
81	2013	Preliminary Final	Manly	20-30	Stadium Australia
82	2014	Qualifying Final	Manly	40-24	Sydney Football Stadium
83	2014	Preliminary Final	Sydney	32-22	Stadium Australia
84	2014	Grand Final	Canterbury	30-6	Stadium Australia
85	2015	Elimination Final	Cronulla	12-28	Sydney Football Stadium
86	2018	Qualifying Final	Melbourne	28-29	AAMI Park
87	2018	Semi Final	St George Illawarra	13-12	Stadium Australia
88	2018	Preliminary Final	Sydney	4-12	Sydney Football Stadium
89	2019	Qualifying Final	Sydney	6-30	Sydney Cricket Ground
90	2019	Semi Final	Manly	34-26	Stadium Australia
91	2019	Preliminary Final	Canberra	10-16	Canberra Stadium
92	2020	Qualifying Final	Newcastle	46-20	Stadium Australia
93	2020	Semi Final	Parramatta	38-24	Bankwest Stadium
94	2020	Preliminary Final	Penrith	16-20	Stadium Australia
95	2021	Qualifying Final	Penrith	16-10	Queensland Country Bank Stadium
96	2021	Preliminary Final	Manly	36-16	Suncorp Stadium
97	2021	Grand Final	Penrith	12-14	Suncorp Stadium

## CANBERRA RAIDERS - EST. 1982

Premiers: 3 (1989, 1990, 1994)

Finals Appearance	Year	Finals Type	Opponent	Result	Venue
1	1987	Major Preliminary Semi Final	Eastern Suburbs	16-25	Sydney Cricket Ground
2	1987	Minor Semi Final	South Sydney	46-12	Sydney Cricket Ground
3	1987	Preliminary Final	Eastern Suburbs	32-24	Sydney Cricket Ground
4	1987	Grand Final	Manly	8-18	Sydney Cricket Ground
5	1988	Major Preliminary Semi Final	Canterbury	18-19	Sydney Football Stadium
6	1988	Minor Semi Final	Balmain	6-14	Sydney Football Stadium
7	1989	Minor Preliminary Final	Cronulla	31-10	Sydney Football Stadium
8	1989	Minor Semi Final	Penrith	27-18	Sydney Football Stadium
9	1989	Preliminary Final	South Sydney	32-16	Sydney Football Stadium
10	1989	Grand Final	Balmain	19-14	Sydney Football Stadium
11	1990	Major Semi Final	Penrith	12-30	Sydney Football Stadium
12	1990	Preliminary Final	Brisbane	32-4	Sydney Football Stadium
13	1990	Grand Final	Penrith	18-14	Sydney Football Stadium
14	1991	Minor Preliminary Semi Final	Western Suburbs	22-8	Sydney Football Stadium
15	1991	Minor Semi Final	Manly	34-26	Sydney Football Stadium
16	1991	Preliminary Final	North Sydney	30-14	Sydney Football Stadium
17	1991	Grand Final	Penrith	12-19	Sydney Football Stadium
18	1993	Major Preliminary Semi Final	St George	10-31	Sydney Football Stadium
19	1993	Minor Semi Final	Brisbane	12-30	Sydney Football Stadium

20	1994	Major Preliminary Semi Final	North Sydney	26-12	Sydney Football Stadium
21	1994	Major Semi Final	Canterbury	18-19	Sydney Football Stadium
22	1994	Preliminary Final	North Sydney	22-9	Sydney Football Stadium
23	1994	Grand Final	Canterbury	36-12	Sydney Football Stadium
24	1995	Qualifying Final	Brisbane	14-8	Suncorp Stadium
25	1995	Preliminary Final	Canterbury	6-25	Sydney Football Stadium
26	1996	Qualifying Final	St George	14-16	Sydney Football Stadium
27	1997 (SL)	Major Preliminary Semi Final	Cronulla	18-22	Shark Park
28	1997 (SL)	Minor Semi Final	Penrith	32-12	Canberra Stadium
29	1997 (SL)	Preliminary Final	Cronulla	4-10	Shark Park
30	1998	Minor Preliminary Semi Final	Manly	17-4	Canberra Stadium
31	1998	Minor Semi Final	Melbourne	10-24	Olympic Park
32	2000	Qualifying Final	Penrith	34-16	Canberra Stadium
33	2000	Semi Final	Sydney	10-38	Sydney Football Stadium
34	2002	Qualifying Final	New Zealand	20-36	Mt Smart Stadium
35	2003	Qualifying Final	Melbourne	18-30	Canberra Stadium
36	2003	Semi Final	New Zealand	16-17	Sydney Football Stadium
37	2004	Qualifying Final	Sydney	12-38	Sydney Football Stadium
38	2006	Qualifying Final	Canterbury	12-30	Stadium Australia
39	2008	Qualifying Final	Cronulla	10-36	Shark Park
40	2010	Qualifying Final	Penrith	24-22	Penrith Football Stadium
41	2010	Semi Final	West's Tigers	24-26	Canberra Stadium
42	2012	Elimination Final	Cronulla	34-16	Canberra Stadium
43	2012	Semi Final	South Sydney	16-38	Stadium Australia
44	2016	Qualifying Final	Cronulla	14-16	Canberra Stadium
45	2016	Semi Final	Penrith	22-12	Canberra Stadium
46	2016	Preliminary Final	Melbourne	12-14	AAMI Park
47	2019	Qualifying Final	Melbourne	12-10	AAMI Park
48	2019	Preliminary Final	South Sydney	16-10	Canberra Stadium
49	2019	Grand Final	Sydney	8-14	Stadium Australia
50	2020	Qualifying Final	Cronulla	32-20	Canberra Stadium
51	2020	Semi Final	Sydney	22-18	Sydney Cricket Ground
52	2020	Preliminary Final	Melbourne	10-30	Suncorp Stadium

## SUPER LEAGUE

Match wraps by JUSTIN DAVIES

### ROUND 27 WRAP

#### Giants lock in third with comeback win against Wakefield Trinity

Huddersfield Giants won a dramatic game 16-14 in Golden Point against Wakefield Trinity on Friday night.

Both teams have been in solid form in the last month and finals bound Huddersfield struck first when Innes Senior strode away from a scrum in the Giants half for 6-0. The visitors struck back through Yusuf Aydin who charged over close to the posts to level us up at 6-all and was chuffed with his four-pointer. The Giants inched ahead from a Will Pryce penalty goal after an offside call before Trinity struck back through Kelepi Tanginoa for their first lead of the game.

It continued to be a see-sawing game as Huddersfield snatched the lead back again through Senior who dived over in the left corner for 12-10. Headed into the final 15 minutes, Wakefield took their second lead of the game when Matty Ashurst snaffled a Jacob Miller kick for 14-12.

Pryce again was accurate from the boot to draw us level. He piloted over the goal from a wide angle for 14-all then Pryce and Miller had wayward efforts for each side as we headed to Golden Point. Fitting such a pulsating game ended in dramatic fashion. Huddersfield were awarded a penalty for a pullback which allowed Pryce to secure third spot on the ladder.

**Huddersfield Giants (16)** Tries: Innes Senior 2; Goals: Will Pryce 4 **def Wakefield Trinity (14)** Tries: Matty Ashurst, Kelepi Tanginoa, Yusuf Aydin; Goals: Mason Lino 1

**Venue: John Smith's Stadium; Attendance: 5524; Fri 2 Sep 7:45pm; Referee: Chris KENDALL**

**Huddersfield:** Lolohea, Golding, Leutele, King, Senior, Pryce, Russell, Mason, Levi, Wilson, Jones, McQueen, English. **Int:** Ikahihifo, O'Brien, Lawrence, Ashworth

**Wakefield:** Shaull, Kershaw, Hall, Gaskell, Murphy, Miller, Lino, Arona, Crowther, Aydin, Tanginoa, Ashurst, Battye. **Int:** Fifita, Bowes, Butler, Shaw

#### Warriors thrash Dragons to secure top two finish

Wigan Warriors signed off the regular season in style with a 48-4 thumping of Catalans Dragons on Friday night.

It was all the hallmarks of a traditional Wigan Warriors performance in 2022 with Bevan French and Liam Marshall scoring bunches and they led 24-0 at the break.

Harry Smith kicked off things with a four-pointer in the opening 10 minutes before Kaide Ellis walked over from a break on the half hour mark. Scores in the final ten minutes of the first half from Marshall twice in the corner extended the Warriors lead to 24-0 going into the break.

Catalans Dragons - who rested a majority of their team due to their schedule - did find their way across the tryline through Josh Drinkwater who pounced on an error from French for 24-4. Super League top tryscorer French got in on the act as he touched down a kick to move past 30 tries for the season followed by Ethan Harvard for 36-4.

French took his tally to 31 with his second try of the night alongside a four-pointer to Jack Bibby rounded off a comfortable win.

Wigan Warriors get a week off due to their strong performances this season while Catalans Dragons host Leeds Rhinos in the playoffs.

**Wigan Warriors (48)** Tries: Bevan French 2, Jack Bibby, Harry Smith, Ethan Harvard, Liam Marshall 2, Kaide Ellis; Goals: Harry Smith 8 **def Catalans Dragons (4)** Tries: Josh Drinkwater

**Venue: DW Stadium; Attendance: 13275; Fri 2 Sep 8pm; Referee: James CHILD**

**Wigan:** Field, French, Bibby, Pearce-Paul, Marshall, Cust, Smith, Singleton, O'Neill, Ellis, Isa, Bateman, Smithies. **Int:** Leuluai, Mao, Havard, Cooper

**Catalans:** Franco, Parenti, Romano, Jobe, Zenon, Rouge, Drinkwater, Scimone, Tison, T Chan, Le Cam, Laurent, Cozza. **Int:** Salabio, Ribas, Llong, Castano

#### Wolves sign off in style against playoffs bound Red Devils

Warrington Wolves ended a miserable 2022 in fine form with a 32-14 win against Salford Red Devils on Saturday afternoon.

Josh Thewlis opened the scoring for the Wolves with the simplest of tries from some quick hands then Oliver Holmes made it 8-0 with a close range try.

James Greenwood pulled back a four-pointer for Salford after he went through a gap before Luke Thomas restored the Wolves lead to 14-6.

The Wolves extended their lead through Greg Minkin before Salford once again struck back when Myles-Dalton Harrop picked up a bouncing ball to make it 20-14.

George Williams gave the Wolves faithful one final moment of magic with a wonderful solo effort before Thewlis rounded off the win with an intercept four-pointer.

Salford Red Devils were locked into the finals already so this loss doesn't change much for them as they travel to face Huddersfield Giants next weekend.

For Warrington Wolves, they will be grateful to finish far enough away from the relegation zone after flirting with it at times before a hopefully brighter 2023.

**Warrington Wolves (32)** Tries: Josh Thewlis 2, George Williams, Greg Minkin, Luke Thomas, Oliver Holmes; Goals: Leon Hayes 3, Jason Clark 1 **def Salford Red Devils (14)** Tries: Myles-Dalton Harrop, James Greenwood; Goals: Harvey Livett 3

**Venue: AJ Bell Stadium; Attendance: 5123; Sat 3 Sep 3pm; Referee: Rob HICKS**

**Salford:** Rourke, Williams, Akauola, Coope-Franklin, Dalton Harrop, Livett, Escare, Luckley, Bourouh, Burke, Greenwood, Lannon, Vuniyayawa. **Int:** Stevens, Spencer-Tonks, Davies, Dupree

**Warrington:** Dufty, Minkin, Mata'utia, Wardle, Thewlis, Williams, Hayes, Harrison, Walker, Bullock, Holmes, Nicholson, J Clark. **Int:** D Clark, Mikaele, Thomas, Whitehead

#### Hull KR take final derby bragging rights against Hull FC

Hull KR rounded off their season with derby delight after a 36-4 win against wounded Hull FC on Saturday afternoon.

Both sides were out of the playoffs running but the winner would finish higher on the Super League ladder and take local bragging rights.

Will Tate opened the scoring for Hull KR when he was there after a bat back from the kick to make it 6-0 before Hull FC hit back through Luke Gale to reduce the deficit to two.

Veteran try scorer Ryan Hall walked in the Robins second four-pointer followed by Rowan Milnes scoring after he profited off another error to extend the lead to 14. Try scorer Gale was sin binned for dissent which led to the Robins fourth. Prop Albert Vete got low and burrowed across for a 24-4 half-time lead.

The second half was at cruising altitude for the Robins. Ethan Ryan added their fifth four-pointer when he sliced through on the left side.

Hull KR rounded off their derby win through captain Elliot Minchella who dived over from close range to make it 36-4 and turn Hull red-and-white.

The Robins will see 2022 as a success due to avoiding relegation which they were threatened with for much of the year while Hull FC were a walking infirmary and hope for better health in 2023.

**Hull Kingston Rovers (36)** Tries: Elliot Minchella, Will Tate, Ethan Ryan, Albert Vete, Rowan Milnes, Ryan Hall; Goals: Rowan Milnes 6 **def Hull FC (4)** Tries: Luke Gale

**Venue: MKM Stadium; Attendance: 16999; Sat 3 Sep 3pm; Referee: Liam MOORE**

**Hull FC:** Connor, McIntosh, Scott, Vulikijapani, Barron, W Smith, Gale, Sao, Johnstone, Taylor, Lane, Longstaff, Gardiner. **Int:** Houghton, Satae, Litten, Laidlaw

**Hull KR:** Ryan, Tate, Keinhorst, Wood, Hall, Milnes, Laulu-Togaga'e, Vete, Minchella, King, Halton, Linnett, Storton. **Int:** Moore, Fishwick, Barley

#### Leeds Rhinos win playoffs decider against Castleford Tigers

A late Aiden Sezer four-pointer sent Leeds Rhinos into the Super League playoffs after a 14-8 win against Castleford Tigers on Saturday afternoon.

The tension was high in a game which had big stakes. Neither side were able to get across the try line in the first half as the game went into break at 0-0 despite a Suaia Matagi sin bin.

The Tigers were the first to break the deadlock when Paul McShane piloted home a penalty goal to make it 2-0 to the delight of the away fans. Castleford extended their lead to eight moments later. Jake Mamo went on a mazy run from his fullback role to touch down for 8-0. Leeds Rhinos left it late to get on the scoreboard. Rhyse Martin who is riding a 30+ streak of conversions made it 8-2 after a penalty goal.

Kruse Leeming set the game up for a grandstand finish when he was on hand to stride across the line after Zak Hardaker created the break for 8-8. Greg Eden had the first chance to settle the game for Castleford Tigers with a field goal but he sprayed it wide of the mark.

The Rhinos snatched the game and the final spot in the Super League playoffs when Aidan Sezer finished off a break started by Mikolaj Oledzki in a fabulous finish.

**Leeds Rhinos (14)** Tries: Aidan Sezer, Kruse Leeming; Goals: Rhyse Martin 3 **def Castleford Tigers (8)** Tries: Jake Mamo; Goals: Paul McShane 2

**Venue: Headingley Stadium; Attendance: 15418; Sat 3 Sep 3pm; Referee: Ben THALER**

**LEEDS:** Myler, Briscoe, Hardaker, Sutcliffe, Handley, Austin, Sezer, Oledzki, Leeming, Prior, Bentley, Martin, Tetevano. **Int:** Dwyer, C Smith, Gannon, O'Connor

**CASTLEFORD:** Mamo, Faraimo, Sutcliffe, Fonua, Olpherts, Eden, McShane, Griffin, Milner, Matagi, Lawler, Mellor, Westerman. **Int:** D Smith, Martin, Hall, Robb

#### Saints lift League Leaders Shield in comfortable win over Toulouse

St Helens added another trophy to their bulging case after a 36-16 win against relegated Toulouse Olympique on Saturday afternoon.

The Saints were made to work for the two points after being ahead 12-10 against the French side going into half-time. Toulouse were the first side to hit the scoreboard when Ilias Bergal was on hand to touch down from a bomb to the wing before Joe Batchelor gave Saints the lead.

Saints extended their lead through Curtis Sironen to make it 12-4 then Nathan Peats cut the hosts lead to two at the break from a charge down. Much like the first half, Toulouse struck first again. Eloi Pelissier burrowed over from close range for the second lead for the French side on Saturday.

From there, St Helens went on a rampage to make sure it was a winning atmosphere when they lifted the trophy at Totally Wicked Stadium. Matty Lees finished off a Saints break for a rare four-pointer then Konrad Hurrell kicked for himself to make it 24-16 in front of a bumper crowd.

Backs Tommy Makinson who was perfect from the boot and Jack Welsby were the other two try-scorers in the win for top spot Saints.

**St Helens (36)** Tries: Jack Welsby, Tommy Makinson, Konrad Hurrell, Matty Lees, Curtis Sironen, Joe Batchelor; Goals: Tommy Makinson 5, Ben Lane 1 **def Toulouse Olympique XIII (16)** Tries: Eloi Pelissier, Nathan Peats, Ilias Bergal; Goals: Chris Hankinson 2

**Venue: Totally Wicked Stadium; Attendance: 13112; Sat 3 Sep 3pm; Referee: Mike SMAILL**

**ST HELENS:** Bennison, Makinson, Hurrell, Davies, Lane, Welsby, Lomax, Paasi, Lussick, Lees, Sironen, Batchelor, Knowles. **Int:** McCarthy-Scarsbrook, Roby, Bell, Norman

**TOULOUSE:** Ashall-Bott, Laguerre, Arimtage, Jussaume, Bergal, Hankinson, Paulo, Belmas, Peats, Alvaro, Peyroux, Stefani, Marion. **Int:** Pelissier, Hansen, Sangare, Bretherton



# UK WATCH

## FINAL 2022 BETFRED SUPER LEAGUE LADDER

Pos	Team	P	W	L	D	F	A	+/-	Pts
1	St Helens	27	21	6	0	674	374	300	42
2	Wigan	27	19	8	0	818	483	335	38
3	Huddersfield	27	17	9	1	613	497	116	35
4	Catalans	27	16	11	0	539	513	26	32
5	Leeds	27	14	12	1	577	528	49	29
6	Salford	27	14	13	0	700	602	98	28
7	Castleford	27	13	14	0	544	620	-76	26
8	Hull KR	27	12	15	0	498	608	-110	24
9	Hull FC	27	11	16	0	508	675	-167	22
10	Wakefield	27	10	17	0	497	648	-151	20
11	Warrington	27	9	18	0	568	664	-96	18
12	Toulouse	27	5	22	0	421	745	-324	10

## FINALS WEEK 1 FIXTURES ALL TIMES BST (UK)

### FRIDAY 9 SEPTEMBER

#### FIRST ELIMINATOR (4 v 5)

8:00PM SKY/FOX  
**CATALANS v LEEDS**  
 Stade Gilbert Brutus

Referee: James CHILD  
 Touch Judges: Jack SMITH and Geoffrey POUMES  
 Video Referee: Ben THALER

### SATURDAY 10 SEPTEMBER

#### SECOND ELIMINATOR (3 v 6)

1:00PM CH4/SKY/FOX  
**HUDDERSFIELD v SALFORD**  
 John Smith's Stadium

Referee: Rob HICKS  
 Touch Judges: Jonathan ROBERTS and Richard THOMPSON  
 Video Referee: Tom GRANT

# CHAMPIONSHIP

## ROUND 26 RESULTS

**Featherstone Rovers (30)** Tries: Josh Hardcastle, Morgan Smith 2, Ryley Jacks, Connor Jones, Jesse Sene-Lefao; Goals: Craig Hall 3 **def Sheffield Eagles (18)** Tries: Joel Farrell, Ryan Johnson, Mikey Wood; Goals: Tom Holmes 3

**Venue: Olympic Legacy Park Community Stadium; Attendance: 912; Fri 2 Sep 7:45pm; Referee: Aaron MOORE**

**SHEFFIELD:** Laulu-Togaga'e, Jones-Bishop, Welham, Oakes, Johnson, Holmes, Thackeray, Douglas, Halafih, Dickinson, Bower, Farrell, Hodgson. *Int:* Wood, Broadbent, Liu, Williams

**FEATHERSTONE:** Hall, Gale, Leilua, Briscoe, Lineham, Smith, Jacks, Moors, Jones, Lockwood, Hellewell, Hardcastle, Davies. *Int:* Cooper, Eseh, Sene-Lefao, Cuthbertson

**York City Knights (24)** Tries: James Glover, Brendan O'Hagan, Joe Brown, Tom Inman; Goals: Liam Harris 4 **def Newcastle Thunder (18)** Tries: Alex Donaghy 2, Nathan Wilde, Craig Mullen; Goals: Josh Woods 1

**Venue: Kingston Park; Attendance: 689; Sat 3 Sep 6:00pm; Referee: James VELLA**

**NEWCASTLE:** Mullen, Boafu, Robson, Nokes, Donaghy, Bailey, Woods, Chapelhow, Eaves, Chapelhow, Gallagher, Ta'ai, Wilde. *Int:* McDermott, Anderson, Clark, Moran

**YORK:** Marsh, Brown, Glover, Antrobus, Towse, Harris, Hingano, O'Hagan, Kirmond, Clarkson, Teanby, Jubb, Thompson. *Int:* Inman, Dixon, Michael, Stock

**Whitehaven RLFC (28)** Tries: Andrew Bulman, Connor Holliday 2, Dion Aiye, Will Evans; Goals: Nikau Williams 3, Josh Martin 1 **def Workington Town (6)** Tries: Marcus O'Brien; Goals: Carl Forber 1

**Venue: Derwent Park; Attendance: 1427; Sun 4 Sep 2pm; Referee: Nick BENNETT**

**WORKINGTON:** Bickerdike, Young, Brown, Thomas, Clegg, Doran, Forber, Thomson, Simons, Clarke, Steele, Fitzsimmons, O'Brien. *Int:* Henson, Hutchings, Kirkup, Scholey

**WHITEHAVEN:** Martin, Teare, Evans, M Walker, Bulman, Aiye, Williams, T Walker, Davies, Graham, Holliday, Cooper, McAvoy. *Int:* Bradley, Hudson, Singleton, Wilkinson

**Barrow Raiders (44)** Tries: Hakim Miloudi 3, Jarrod Sammut, Shane Toal 2, Jarrad Stack, Tee Ritson; Goals: Ryan Shaw 6 **def Dewsbury Rams (28)** Tries: Paul Sykes, Connor Davies, Ollie Greensmith 2; Goals: Paul Sykes 2, Calum Turner 2

**Venue: Matt Johnson Prestige Stadium; Attendance: 2370; Sun 4 Sep 3pm; Referee: Liam RUSH**

**BARROW:** Creswell, Ritson, Miloudi, Shaw, Toal, Sammut, Johnston, Gillam, Wood, Iaria, Langtree, Stack, Carter. *Int:* Mossop, Brooks, Hopkins, Crellin

**DEWSBURY:** McGowan, Carr, Greensmith, Ryder, Dixon, Sykes, Stevens, Turner, Davies, Knowles, Beckett, Ferguson, Butterworth. *Int:* Sweeting, Tomlinson, Kirby, Walker

**Batley Bulldogs (40)** Tries: Ben White, Dale Morton, Luke Hooley 2, Dane Manning, Lucas Walshaw; Goals: Tom Gilmore 6 **def Bradford Bulls (12)** Tries: Chester Butler, Sam Hallas; Goals: Elliot Kear 2

**Venue: Fox's Biscuits Stadium; Attendance: 1920; Sun 4 Sep 3pm; Referee: Tom GRANT**

**BATLEY:** Hooley, Morton, Senior, Buchanan, Campbell, White, Gilmore, Gledhill, Blake, Brown, Manning, Walshaw, Reilly. *Int:* Flynn, Meadows, Ward, Lillycrop

**BRADFORD:** Kear, Dawson-Jones, Evans, Gill, Foggin-Johnston, Hookem, Lawford, Walker, Flanagan, Crossley, Murphy, Butler, Hallas. *Int:* Doyle, Green, Wallace, Kibula

**Leigh Centurions (58)** Tries: Aaron Smith, Blake Ferguson 2, Nene MacDonald, Krisnan Inu, Edwin Ipape 3, Adam Sidlow, Tom Amone; Goals: Krisnan Inu 5, Edward Chamberlain 4 **def London Broncos (6)** Tries: Paul Ulberg; Goals: Olly Leyland 1

**Venue: Cherry Red Records Stadium; Attendance: 900; Sun 4 Sep 3pm; Referee: Marcus GRIFFITHS**

**LONDON:** Walker, Ulberg, Moceidrke, Grant, Macani, Horsman, Leyland, Bienek, Davis, Williams, Lovell, Curran, Parata. *Int:* Gahan, Tuilatu, Oakley, Foster

**LEIGH:** Aekins, Ferguson, Chamberlain, MacDonald, Inu, Lam, Mellor, Sidlow, Smith, Amone, Wardle, Stone, O'Donnell. *Int:* Ipape, Ioane, Charnley, Nakubuawai

**Halifax Panthers (32)** Tries: Louis Joffret, Matty Gee, Adam Tangata, Daniel Murray, Kyle Wood, Lachlan Walmsley; Goals: Lachlan Walmsley, Louis Joffret 3 **def Widnes Vikings (4)** Tries: Eribe Doro

**Venue: DCBL Stadium Halton; Mon 5 Sep 7:45pm; Referee: Jack SMITH**

**WIDNES:** Ownes, Ince, Fleming, Roberts, Edge, Craven, Smith, Field, Fozard, Farnworth, Grady, Wilde, Bent. *Int:* Brown, Davies, Doro, Lawton

**HALIFAX:** Saltonstall, McComb, Arundel, Worthington, Walmsley, Joffret, Aston, Gee, Barber, Kavanagh, Murray, Wood, Calcott. *Int:* Martin, Gwaze, Larroyer, Tangata

## CHAMPIONSHIP LADDER AFTER ROUND 26

Pos	Team	P	W	L	D	F	A	+/-	Pts
1	Leigh	26	25	1	0	1242	202	1040	50
2	Featherstone	26	22	3	1	1034	446	588	45
3	Halifax	26	20	6	0	815	418	397	40
4	Batley	26	17	7	2	732	487	245	36
5	Barrow	26	17	8	1	729	567	162	35
6	York	26	17	9	0	603	584	19	34
7	Sheffield	26	11	15	0	667	636	31	22
8	Widnes	26	11	15	0	544	669	-125	22
9	Bradford	26	11	15	0	513	654	-141	22
10	London	26	8	17	1	528	710	-182	17
11	Whitehaven	26	8	17	1	448	830	-382	17
12	Newcastle	26	7	18	1	535	837	-302	15
13	Dewsbury	26	3	22	1	361	930	-569	7
14	Workington	26	1	25	0	284	1065	-781	2

## ROUND 27 FIXTURES ALL TIMES BST (UK)

### FRIDAY 9 SEPTEMBER

7:45PM SHEFFIELD v DEWSBURY  
 Olympic Legacy Park Referee: Matt ROSSLEIGH

### SATURDAY 10 SEPTEMBER

3:00PM WHITEHAVEN v NEWCASTLE  
 LEL Arena Referee: Liam RUSH

### SUNDAY 11 SEPTEMBER

3:00pm BRADFORD v WIDNES  
 Odsal Stadium Referee: Marcus GRIFFITHS

HALIFAX v FEATHERSTONE  
 The Shay Stadium Referee: Chris KENDALL

LEIGH v BATLEY  
 Leigh Sports Village Referee: Liam MOORE

LONDON v BARROW  
 Cherry Red Records Referee: James VELLA

YORK v WORKINGTON  
 LNER Community Stadium Referee: Mike SMAILL

[www.rugbyleagueproject.org](http://www.rugbyleagueproject.org)

# RUGBY LEAGUE project

# THE BIG PICTURE

THE COLOUR OF FINALS

ILLUSTRATION  
BY THE  
BIGGEST TIGER





# LU PLAYER OF THE YEAR

## AFTER NRL ROUND 25

Following each NRL and representative match, our team of writers choose their best three players on the field. Here's the latest leaderboard.

### 36 points - Nicho Hynes (Sharks)

31 points - Ben Hunt (Dragons/QLD)

28 points - Cameron Munster (Storm/QLD)

26 points - Mitchell Moses (Eels)

25 points - Daly Cherry-Evans (Sea Eagles), James Tedesco (Roosters/NSW)

23 points - Jahrome Hughes (Storm/NZ)

20 points - Joseph Tapine (Raiders), Latrell Mitchell (Rabbitohs), Joseph Manu (Roosters/NZ)

18 points - AJ Brimson (Titans)

17 points - Jarome Luai (Panthers/NSW), Matt Burton (Bulldogs/NSW), Nathan Cleary (Panthers/NSW)

16 points - Jack Wighton (Raiders/NSW)

15 points - Isaah Yeo (Panthers)

14 points - Adam Reynolds (Broncos), Dylan Edwards (Panthers), Scott Drinkwater (Cowboys)

13 points - Damien Cook (Rabbitohs)

12 points - Viliame Kikau (Panthers), Harry Grant (Storm), Jackson Hastings (Wests Tigers), Jason Taumalolo (Cowboys), Valentine Holmes (Cowboys/QLD)

11 points - Jeremiah Nanai (Cowboys), Apisai Koroisau (Panthers), Tino Fa'asuamaleaui (Titans)

10 points - Reuben Cotter (Cowboys), Cameron Murray (Rabbitohs), Dylan Brown (Eels), Sam Walker (Roosters), Siosifa Talakai (Sharks), Kalyn Ponga (Knights/QLD)

9 points - Reed Mahoney (Eels), Josh Papali'i (Raiders), Blayne Brailey (Sharks), Luke Keary (Roosters), Clinton Gutherson (Eels), Keaton Koloamatangi (Rabbitohs), Shaun Johnson (Warriors), Jeremy Marshall-King (Bulldogs), Ryan Papenhuyzen (Storm), Junior Paulo (Eels), Haumole Olakau'atu (Sea Eagles), Reece Robson (Cowboys), Payne Haas (Broncos)

8 points - Matt Moylan (Sharks), Talatau Amone (Dragons), Jake Clifford (Knights), Selwyn Cobbo (Broncos), Josh Addo-Carr (Bulldogs), Isaiah Papali'i (Eels), Addin Fonua-Blake (Warriors), Hudson Young (Raiders), Taylan May (Panthers/Samoa)

7 points - Will Kennedy (Sharks), Josh Curran (Warriors), Zac Lomax (Dragons), Reece Walsh (Warriors), Ronaldo Mulitalo (Sharks), Shaun Lane (Eels), Chad Townsend (Cowboys), Tom Dearden (Cowboys)

6 points - Kieran Foran (Sea Eagles), Dane Gagai (Knights), Kotoni Staggs (Broncos), Justin Olam (Storm/PNG), James Fisher-Harris (Panthers/NZ)

5 points - Lachlan Miller (Sharks), Cody Walker (Rabbitohs), Alex Johnston (Rabbitohs), Adam Elliott (Raiders), David Klemmer (Knights), Thomas Burgess (Rabbitohs), Patrick Carrigan (Broncos), Wayde Egan (Warriors), Adam Doueihi (Wests Tigers), Jock Madden (Wests Tigers), Peta Hiku (Cowboys), Liam Martin (Panthers), Josh Aloiai (Sea Eagles), Siosua Taukeiaho (Roosters), Reuben Garrick (Sea Eagles)

4 points - Cameron McInnes (Sharks), Herbie Farnworth (Broncos), Royce Hunt (Sharks), Tex Hoy (Knights), Kurt Capewell (Broncos), Briton Nikora (Sharks), Ryan Matterson (Eels), Beau Fermor (Titans), Cody Ramsey (Dragons), Lachlan Ilias (Rabbitohs), Nelson Asofa-Solomona (Storm), Reagan Campbell-Gillard (Eels), Zac Hosking (Broncos), Corey Oates (Broncos), Tesi Niu (Broncos), Luciano Leilua (Wests Tigers/Cowboys), Nat Butcher (Roosters), Luke Brooks (Wests Tigers), David Nofoaluma (Wests Tigers, Samoa, Storm)

3 points - Dale Finucane (Sharks), Lachlan Croker (Sea Eagles), Mikaele Ravalawa (Dragons), Toby Sexton (Titans), Jared Waerea-Hargreaves (Roosters), Brad Schneider (Raiders), Ezra Mam (Broncos), Braidon Burns (Bulldogs), Campbell Graham (Rabbitohs), Ryan Sutton (Raiders), Te Maire Martin (Broncos), Marion Seve (Storm), Albert Kelly (Broncos), Sean O'Sullivan (Panthers), Erin Clark (Titans), Tom Gilbert (Cowboys), Anthony Milford (Knights), Tohu Harris (Warriors), Luke Thompson (Bulldogs), Daejarn Asi (Cowboys), Tyson Frizell (Knights), Stephen Crichton (Panthers), Xavier Savage (Raiders), Jesse Ramien (Sharks), Matthew Lodge (Warriors/Roosters), Joseph Suaalii (Roosters), Kelma Tuilagi (Wests Tigers), Moses Suli (Dragons), Matt Frawley (Raiders), Angus Crichton (Roosters), Daine Laurie (Wests Tigers), Lachlan Lam (PNG/Roosters)

2 points - Corey Harawira-Naera (Raiders), Felise Kaufusi (Storm), Tanah Boyd (Titans), Morgan Harper (Sea Eagles), Edrick Lee (Knights), Jordan Rapana (Raiders), Tevita Pangai Junior (Bulldogs), Jamal Fogarty (Raiders), Mathew Feagai (Dragons), Toby Rudolf (Sharks), Jaydn Su'A (Dragons), Dylan Walker (Sea Eagles), Izack Tago (Panthers), Martin Taupau (Sea Eagles), Liam Knight (Rabbitohs), Nick Meaney (Storm), Luke Garner (Wests Tigers), Jai Arrow (Rabbitohs), Kodi Nikorima (Warriors/Rabbitohs), Ken Maumalo (Wests Tigers), Tyrell Sloan (Dragons), Phillip Sami (Titans), Greg Marzheav (Titans), Kyle Feldt (Cowboys), Teig Wilton (Sharks), Tom Trbojevic (Sea Eagles), Hame Sele (Rabbitohs), Murray Taulagi (Cowboys), Sebastian Kris (Raiders), Sunia Turuva (Fiji/Panthers)

1 point - Kade Dykes (Sharks), Corey Waddell (Bulldogs), Jack Murchie (Warriors), Brian To'o (Panthers), Braydon Trindall (Sharks), Nathan Brown (Eels), Isaac Thompson (Rabbitohs), Jaeman Salmon (Panthers), Corey Horsburgh (Raiders), Jake Averillo (Bulldogs), Jordan McLean (Cowboys), Siliva Havili (Rabbitohs), Jayden Campbell (Titans), Jack Bird (Dragons), Dominic Young (Knights), Thomas Freebairn (Wests Tigers), Tevita Tatola (Rabbitohs), Jacob Kiraz (Bulldogs), Max King (Bulldogs), Adam Pompey (Warriors), Kenny Bromwich (Storm), Matthew Timoko (Raiders), Joe Ofahengaue (Wests Tigers), Tyrone Roberts (Broncos), Matt Eisenhuth (Panthers), Josh McGuire (Dragons), Ben Trbojevic (Sea Eagles), Brandon Smith (Storm), Lindsay Collins (Roosters), Adam Clune (Knights), Blake Taaffe (Rabbitohs), Victor Radley (Roosters), Xavier Coates (Storm), Blake Lawrie (Dragons), Matt Dufty (Bulldogs), Connor Tracey (Sharks), Mitchell Barnett (Knights), Aiden Tolman (Sharks), Marcelo Montoya (Warriors), Toafofoa Siple (Sea Eagles), James Schiller (Raiders), Declan Casey (Bulldogs), Jake Trbojevic (Sea Eagles), Josh Schuster (Sea Eagles/Samoa)



# THE WRAP

## NRL 2022 ROUND 25

THURSDAY 1 SEPTEMBER, 7:50PM

### PARRAMATTA 22 MELBOURNE 14

#### SCORERS

**PARRAMATTA EELS (22)** Tries: Dylan Brown, Viliami Penisini, Maika Sivo; Conversions: Mitchell Moses (3/3); Penalty Goals: Mitchell Moses (2/2) **def MELBOURNE STORM (14)** Tries: Harry Grant, Nick Meaney, David Nofalo; Conversions: Nick Meaney (1/2), Cameron Munster (0/1)

#### MATCH INFORMATION

**Venue:** CommBank Stadium; **Crowd:** 23758; **LeagueUnlimited.com Players of the Match:** 3 points - Mitchell Moses, 2 points - Junior Paulo, 1 points - Shaun Lane

#### FINAL TEAMLISTS

**PARRAMATTA:** 1. Clinton Gutherson 2. Maika Sivo 3. Viliami Penisini 4. Tom Opacic 5. Waqa Blake 6. Dylan Brown 7. Mitchell Moses 8. Reagan Campbell-Gillard 9. Reed Mahoney 10. Junior Paulo 11. Shaun Lane 12. Isaiah Papali'i 17. Marata Niukore  
**INT** 13. Ryan Matterson 14. Makahesi Makatoa 15. Jakob Arthur 16. Oregon Kaufusi **18P** 20. Bryce Cartwright  
**MELBOURNE:** 1. Nick Meaney 2. David Nofalo 3. Marion Seve 4. Justin Olam 5. Xavier Coates 6. Cameron Munster 19. Cooper Johns 8. Jesse Bromwich 9. Harry Grant 10. Nelson Asofa-Solomona 11. Felise Kaufusi 12. Kenny Bromwich 15. Tui Kamikamica  
**INT** 13. Josh King 14. Brandon Smith 16. Trent Loiero 17. Chris Lewis **18P** 18. Young Tonumaiepa



### EELS SECURE TOP 4 BERTH AS STORM GEAR UP FOR SUDDEN DEATH

The Parramatta Eels have secured a top four berth for the first time since 2017, downing the Melbourne Storm by 22-14 in a fiery match to kickoff Round 25 of the NRL Telstra Premiership. It was billed as a finals dress rehearsal and with a lot on the line for both sides, it was imperative to get off to a fast start this evening.

It was the Eels who punished the Storm for their poor handling. An NFL-style pass from Jesse Bromwich was ruled forward and off the ensuing set, Dylan Brown showed and went, ducking underneath an ineffective tackle by Nelson Asofa-Solomona to cross for the first try. Melbourne's ill-discipline almost cost them immediately after Cam Munster's kick-off went out on the full. Marata Niukore was ruled to be held up by Ashley Klein and the ensuing bunker review failed to produce the angle to overturn the on-field decision.

Melbourne was up against it defensively for much of the first half, largely of their poor ball control and ill discipline. NAS was placed on report again following a late tackle on Mitch Moses. Parramatta was only able to add a penalty goal to extend the margin to eight when Munster's short dropout just failed to break the plane. The Storm had some chances late in the half but at the final moment, the movement failed when Justin Olam was thrown over the sideline then Xavier Coates put the ball down with the line wide-open to go into the sheds scoreless and down by eight.

The same problems reared their ugly heads for the Storm at the worst possible time. Another cheap penalty inside Parramatta territory gave the Eels prime attacking opportunity. Just a tackle after Shaun Lane was held up, great attacking shape from Moses and Gutherson saw Will Penisini spin his way out of two tackles to score which gave the Eels a vital three possession lead.

Melbourne were trying hard but ultimately the fatigue from last week's bone-crunching encounter caught up with them, the mistakes and ill-discipline would be pulling Craig Bellamy's hair out. Parramatta made light work of their opposition when Gutherson turned provider with a lovely cut-out pass to Maika Sivo and the flying Fijian winger raced the best part of 30 meters untouched to give the Eels an unassailable 20 point advantage. The Storm built some momentum and off a ridiculous short drop-out, Harry Grant ducked under some would be tacklers to avoid the duck-egg, Meaney missed a relatively simple kick and the margin remained 16. Another penalty for a failed short dropout gave Parramatta a gift two points and they'd prove decisive.

They'd prove decisive because Melbourne went on a scoring raid inside the final five minutes bagging two tries, one to Meaney off a Munster show and go. The second was from Nofalo stepping past some pedestrian Eels defence to set up a grandstand finish. But, Parramatta held off the Storm's final charge to finish inside the top 4 for the first time since 2017, while the Storm finish outside the second chance positions for the first time since 2014. **AJ LUCANTONIO**

FRIDAY 2 SEPTEMBER, 6:00PM

### CANTERBURY-BANKSTOWN 21 MANLY-WARRINGAH 20

#### SCORERS

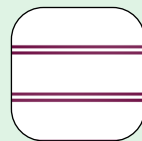
**CANTERBURY-BANKSTOWN BULLDOGS (21)** Tries: Braidon Burns, Zach Dockar-Clay, Aaron Schoupp, Kyle Flanagan; Field Goals: Matt Burton (1/1); Conversions: Matt Burton (2/4) **def MANLY-WARRINGAH SEA EAGLES (20)** Tries: Daly Cherry-Evans, Christian Tuipulotu, Martin Taupau, Haumole Olakau'atu; Conversions: Daly Cherry-Evans (2/4)

#### MATCH INFORMATION

**Venue:** Accor Stadium; **Crowd:** 13648; **LeagueUnlimited.com Players of the Match:** 3 points - Braidon Burns, 2 points - Daly Cherry-Evans, 1 points - Matt Burton

#### FINAL TEAMLISTS

**CANTERBURY:** 1. Jake Averillo 2. Jacob Kiraz 3. Aaron Schoupp 4. Braidon Burns 5. Josh Addo-Carr 6. Matt Burton 7. Kyle Flanagan 8. Max King 9. Jeremy Marshall-King 10. Paul Vaughan 11. Corey Waddell 12. Raymond Faitala-Mariner 13. Josh Jackson  
**INT** 14. Zach Dockar-Clay 15. Joe Stimson 16. Chris Patolo 17. Tevita Pangai Junior **18P** 19. Declan Casey  
**MANLY:** 1. Kaeo Weekes 2. Ray Tuaimalo-Vaega 14. Ben Trbojevic 4. Tolutau Koula 5. Christian Tuipulotu 6. Kieran Foran 7. Daly Cherry-Evans 8. Toafofoa Siple 9. Lachlan Croker 10. Martin Taupau 11. Haumole Olakau'atu 12. Andrew Davey 13. Dylan Walker  
**INT** 15. Josh Schuster 16. Ethan Bullemor 17. Kurt De Luis 18. James Roumanos **18P** 19. Zac Fulton



### CANTERBURY END SEASON ON A HIGH IN A THRILLER

A late Matt Burton field goal has secured a stunning 21-20 comeback win for the Canterbury Bulldogs over Manly at Olympic Park this evening.

The Manly Sea Eagles started strong, scoring the first try early when their halfback DCE crossed under the posts in the 5th minute. It was off the back of a break by Toafofoa Siple, with Dylan Walker providing the final pass to open the points. Following the opening try, Manly found some momentum, charging down the field and piling plenty of pressure onto the Bulldogs, and as the weather continued to worsen, both sides played with remarkable discipline.

A Daly Cherry-Evans cut out pass found his winger, Christian Tuipulotu, in the 13th minute, but his kick from the right sideline rebounded off the post and the score remained 10-0 to the Sea Eagles. Keeping their perfect completion rate, they forced a dropout, and off the back of a six-again, Marty Taupau crashed over for his team's third try of the match, in the 18th minute. DCE slotted his second conversion of the night and the lead was extended to 16-0. Following these points, Manly developed a case of the dropsies, with Davey putting it down twice while working it off his team's own line. Canterbury just couldn't get their attack together despite the Sea Eagles constantly inviting them to their own end, but Braidon Burns finally crossed the stripe in the 29th minute off the back of a six-again call. Burton's first conversion of the night hit the post and bounced in, reducing his side's deficit to 10 points. Joe Stimson dropped it as the Bulldogs attempted to work it off their own line following points, gifting Manly their first attacking field position in a while. They couldn't convert it into points, however, and just 5 minutes later the Bulldogs were back on the attack thanks to some good kicks from Matt Burton. Off the back of a dropout, Zach Dockar-Clay dived over from dummy-half for his first NRL try, and Burton nailed the conversion to make the half-time score 16-12 to Manly.

A 20/40 attempt that went out on the full from Dylan Walker early in the second forty allowed Canterbury some field position, but time was then called off for a few minutes as Max King was called off the field for a HIA. Following some confusion and communication between the sideline and King, he remained on the field, with seemingly nobody understanding why the game was stopped in the first place. Both sides had attacking opportunities to start the second-half, but it was Aaron Schoupp who opened the scoring for the second period against the run of play. With Manly on the attack, he plucked the ball out of the air and ran the length of the field to score a try in the corner for Canterbury. Burton missed the conversion to keep the scores tied with 30 minutes still left in the game. The game settled down quite noticeably following those points, with both sides going set for set. A Manly penalty gave them some field position to work with, and they forced an error in a kick contest to continue building pressure on the Bulldogs. A DCE grubber forced a dropout, and Olakau'atu crossed for a try soon after off the back of another genius kick from his halfback.

Suddenly, momentum was back in the Sea Eagles favour. Making line breaks galore, they forced a dropout with 10 minutes left on the clock, but Burton executed a short dropout perfectly, getting the ball just over the 10m line and over the sideline. With Canterbury back with the ball, they needed to find points to close Manly's four point lead. It was their halfback Kyle Flanagan who found the line in the 76th minute. An error from Manly in the kick contest saw the ball fall perfectly for the Bulldogs, and the scores remained level at 20 following Burton's unsuccessful conversion attempt. He made up for it though, putting up a big bomb that the rookie Sea Eagle's fullback couldn't handle, and winning a midfield scrum for his team 30m out from Manly's line with just two minutes left on the clock.

A perfectly executed 79th minute field goal from Matt Burton followed, and Canterbury took the lead 21-20. An attempted short kick-off from Manly was successfully defused by the Bulldogs, and they ran down the clock to hold on and clinch the victory. **LACHLAN McINTYRE**

## FRIDAY 3 SEPTEMBER, 7:55PM SYDNEY 26 SOUTH SYDNEY 16

### SCORERS

**SYDNEY ROOSTERS (26)** Tries: Angus Crichton, Sam Walker, James Tedesco, Egan Butcher; Conversions: Sam Walker (4/4); Penalty Goals: Sam Walker (1/1) **def SOUTH SYDNEY**

**RABBITOHS (16)** Tries: Peter Mamouzelos, Taane Milne (2); Conversions: Latrell Mitchell (2/2), Isaiah Tass (0/1)

### MATCH INFORMATION

**Venue:** Allianz Stadium; **Crowd:** 41906; **LeagueUnlimited.com Players of the Match:** 3 points - James Tedesco, 2 points - Angus Crichton, 1 points - Latrell Mitchell

### FINAL TEAMLISTS

**SYDNEY:** 1. James Tedesco 2. Paul Momirovski 3. Drew Hutchison 4. Joseph Manu 20. Kevin Naiqama 6. Luke Keary 7. Sam Walker 8. Jared Waerea-Hargreaves 9. Sam Verrills 10. Matthew Lodge 11. Angus Crichton 12. Nat Butcher 13. Siosiaua Taukeiaho

**INT** 14. Connor Watson 15. Egan Butcher 17. Terrell May 21. Oliver Gildart **18P** 16. Fletcher Baker

**SOUTHS:** 1. Latrell Mitchell 2. Alex Johnston 3. Isaiah Tass 4. Jaxson Paulo 5. Taane Milne 6. Cody Walker 7. Lachlan Ilias 8. Tevita Tatola 9. Siliva Havili 10. Thomas Burgess 11. Keaton Koloamatangi 12. Jai Arrow 13. Cameron Murray

**INT** 14. Peter Mamouzelos 15. Mark Nicholls 16. Hame Sele 19. Kodi Nikorima **18P** 17. Michael Chee Kam



## ROOSTERS DO THE DOUBLE IN ALLIANZ OPENING NIGHT

The Sydney Roosters have managed the opening night double at Allianz Stadium, downing local rivals the Rabbitohs 26-12 to secure elimination final hosting rights just hours after their women's side recorded an emphatic win.

The Tricolours and Bunnies will face off for the 229th time next week after tonight's match set up a re-match in a little over seven days in the opening finals weekend.

It took just seven minutes for the hosts to stamp their authority on their newly rebuilt home ground, Angus Crichton crossing on the left edge to score the venue's first four pointer in the NRL men's premiership.

The night had already started disastrously for the Rabbitohs - lock Cameron Murray was ushered off for a head injury assessment inside the opening 90 seconds and ultimately failed that - immediately reducing the visitors to 16 players.

For the Roosters, it meant pushing on. Sam Walker converted a penalty goal attempt on 17 minutes to extend their lead to eight before James Tedesco continued the early dominance just the other side of the 20 minute mark.

Largely against the run of play the Rabbitohs found themselves on the attack, and after a clever grubber through the line from Latrell Mitchell, fill-in hooker Peter Mamouzelos snatched a try against the odds to get his side on the board for the first time at Allianz.

It didn't take long for the home team to wrestle momentum back - Sam Walker with his own piece of individual brilliance grubbering through the line, having identified Mitchell up out of the line. He pounced on his own kick and the Roosters pushed out to a 20-6 lead, which they retained through to the break.

Egan Butcher was first on the board after the break - the Roosters extending their lead to twenty points after a superb ball found his chest close to the line. Walker's conversion had the result all but confirmed despite there being 35 minutes to play.

In the remaining time the Rabbitohs did manage two tries to keep the hosts on their toes - Taane Milne scoring both - the first a sterling effort tiptoeing inside the sideline and "just" getting it down, the other a surprising effort just a minute after teammate Latrell Mitchell was binned just over ten minutes from fulltime.

The Roosters held out their opposition for the remaining time and withstood their own player - Nat Butcher - being binned a couple of minutes prior to the end of the contest.

Both sides live to fight another week - against each other next weekend with much, much higher stakes. The NRL will confirm the scheduling of their elimination final toward the end of the weekend. **TIM COSTELLO**

## SATURDAY 3 SEPTEMBER, 3:00PM GOLD COAST 27 WARRIORS 26

### SCORERS

**GOLD COAST TITANS (27)** Tries: AJ Brimson, Beau Fermor, Jayden Campbell, Paul Turner; Field Goals: Tanah Boyd (1/1), Jayden Campbell (0/1); Conversions: Tanah Boyd (4/4); Penalty Goals: Tanah Boyd (1/1) **def WARRIORS (26)** Tries: Jesse Arthars, Josh Curran (2), Dallin Watene-Zelezniak, Viliami Vailea; Field Goals: Daejarn Asi (0/1); Conversions: Reece Walsh (2/4), Chanel Harris-Tavita (1/1)

### MATCH INFORMATION

**Venue:** Mt Smart Stadium; **Crowd:** 20512; **LeagueUnlimited.com Players of the Match:** 3 points - Beau Fermor, 2 points - Reece Walsh, 1 points - Jayden Campbell

### FINAL TEAMLISTS

**WARRIORS:** 1. Reece Walsh 2. Dallin Watene-Zelezniak 3. Jesse Arthars 24. Viliami Vailea 22. Edward Kosi 6. Chanel Harris-Tavita 20. Daejarn Asi 8. Addin Fonua-Blake 9. Wayde Egan 10. Tohu Harris 11. Euan Aitken 12. Josh Curran 16. Eliesa Katoa

**INT** 13. Bunty Afoa 14. Freddy Lussick 15. Ben Murdoch-Masila 17. Tom Ale **18P** 18. Jack Murchie

**GOLD COAST:** 1. Jayden Campbell 2. Greg Marzhev 3. Sosefo Fifita 4. Phillip Sami 5. Corey Thompson 6. AJ Brimson 7. Tanah Boyd 8. Moeaki Fotuauka 18. Jarrod Wallace 10. Tino Fa'asuamaleau 11. David Fifita 12. Beau Fermor 13. Isaac Liu **INT** 14. Paul Turner 15. Herman Ese'ese 16. Jaimin Jolliffe 17. Klese Haas **18P** 19. Tony Francis



## YEAH THE BOYDS FOR TITANS IN MIRACLE COMEBACK

Gold Coast Titans have signed off a miserable 2022 season in style with a 27-26 Golden Point win against New Zealand Warriors at Mt Smart stadium on Saturday afternoon.

The Warriors will wonder how they lost this one. They led by 14 with under ten to go before tries to Jayden Campbell and Paul Turner alongside two wonderful kicks from Tanah Boyd gave the visitors the two points.

New Zealand Warriors have been a much better side at home, and it showed in the first half. Reece Walsh was the architect as Jesse Arthars and Josh Curran crossed in the first ten minutes for a 12-0 advantage.

Dallin Watene-Zelezniak added to their advantage with another magical putdown for the winger who has been one of the highlights in a forgettable season for the Warriors led 16-0 and on course to sign off in style.

Titans pulled one back through one of their stars late in the season. Five-eighth AJ Brimson produced a stunning solo effort to get the Titans on the board and

The hosts restored their 14 point lead just before the break. Josh Curran has been a consistent performer for the New Zealand side in the 2022 season and won the race to the ball in-goal to make it 20-6.

Titans were back within eight just after the breakthrough Beau Fermor. The second rower was alert to the ball after a kick was tapped back and finished off the move to make it 20-12 in a game that started to warm up.

It looked like the Warriors were going to cruise to ending their season on a high when Villiam Vailea. The centre was a late inclusion to the team and strode through some feeble defence from the scrum to make it 26-12.

There was a final twist left in the tale. Campbell stepped past the defenders in the 73rd minute to give them a faint whisper of hope which turned into a loud roar when former Warrior Paul Turner was supporting inside to make it 26-24.

Campbell was involved again as he was clipped high in the final minute. Tanah Boyd stepped up and slotted the penalty goal in a perfect afternoon from the boot and sent this game into extra time at 26-all.

Warriors had the first chance through Daejarn Asi whose field goal was well wide. Campbell had an effort charged down then Boyd drilled his one from 40 metres out to secure an improbable win for the Titans in New Zealand. **JUSTIN DAVIES**

# THE WRAP

## NRL 2022 ROUND 25

SATURDAY 3 SEPTEMBER, 5:30PM

### ST GEORGE ILLAWARRA 22 BRISBANE 12

#### SCORERS

**ST GEORGE ILLAWARRA DRAGONS (22)** Tries: Jack Bird, Mathew Feagai (2), Cody Ramsey; Conversions: Zac Lomax (3/4) **def** **BRISBANE BRONCOS (12)** Tries: Delouise Hoeter, Billy Walters; Conversions: Adam Reynolds (2/2)

#### MATCH INFORMATION

**Venue:** Netstrata Jubilee Stadium; **Crowd:** 8247; **LeagueUnlimited.com** **Players of the Match:** 3 points - Ben Hunt, 2 points - Mathew Feagai, 1 points - Jack Bird

#### FINAL TEAMLISTS

**ST GEO ILLA:** 1. Cody Ramsey 2. Tyrell Sloan 3. Mathew Feagai 4. Zac Lomax 5. Tautau Moga 6. Talatau Amone 7. Ben Hunt 8. Jack de Belin 19. Andrew McCullough 10. Blake Lawrie 11. Josh Mcguire 12. Jaydn Su'A 13. Jack Bird  
**INT** 14. Jayden Sullivan 15. Jayden Hunt 16. Jackson Ford 17. Aaron Woods  
**18P** 14. Tyrell Fuimaono  
**BRISBANE:** 1. Te Maire Martin 2. Corey Oates 3. Kotoni Staggs 4. Delouise Hoeter 5. Selwyn Cobbo 6. Tyson Gamble 7. Adam Reynolds 8. Thomas Flegler 9. Jake Turpin 10. Payne Haas 11. Kurt Capewell 17. Zac Hosking 13. Patrick Carrigan  
**INT** 14. Billy Walters 15. Keenan Palasia 22. Rhys Kennedy 23. Brendan Piakura **18P** 18. Tesi Niu



### HUNT'S HEROICS SEES BRONCOS BOW OUT

The St George Illawarra Dragons have denied the Brisbane Broncos a place in the finals with a stirring 22-12 victory at Kogarah on Saturday evening.

Finishing the season with three straight wins to fall short of the finals, despite boasting a 50 per cent winning record, the Dragons were a class above a disappointing Broncos side, who failed to grasp the importance of the season-defining occasion.

Taking advantage of their opponent's poor ball control during the opening stages, the Dragons capitalised with Jack Bird (5th minute) powering through four defenders to slam the ball down for first points.

Managing to withstand further pressure, along with Thomas Flegler being sent to the sin bin for forceful contact to the head of Mat Feagai, the Broncos levelled the scores at 6-all courtesy of a well-worked play finished off by Delouise Hoeter (25th minute).

Ben Hunt demonstrated his class as one of the front-runners for the Dally M medal with his sixth 40/20 kick of the season; the home side took advantage of the ensuing field position with Feagai (36th minute) touching down out wide to give the Dragons a 10-6 lead at the break.

Going further in front shortly after the resumption, Cody Ramsey (44th minute) was on the spot to race onto an offload from Hunt following an error from Te Maire Martin inside the Broncos half.

Crossing for a crucial four-pointer on the hour mark to narrow the margin to less than a converted try, Billy Walters (59th minute) used the greasy conditions to slide over from close range.

In a nervous final quarter which saw Hunt produce a try-saving tackle on Zac Hosking and Zac Lomax denied a four-pointer by the bunker, little-known outside-back Feagai (75th minute) produced a star-making piece of individual brilliance to seal the result.

Playing the final minutes a man down after Kotoni Staggs was sin-binned for high contact on Andrew McCullough, the Broncos were left to rue what could have been as the Dragons ran out ten-point winners.

\*Brisbane could \*mathematically\* qualify for the finals on for-and-against in the unlikely event that Wests Tigers defeat Canberra by a margin of 54-points tomorrow afternoon. **ROB CROSBY**

SATURDAY 3 SEPTEMBER, 7:35PM

### NORTH QUEENSLAND 38 PENRITH 8

#### SCORERS

**NORTH QUEENSLAND COWBOYS (38)** Tries: Murray Taulagi, Valentine Holmes (3), Scott Drinkwater, Hamiso Tabuai-Fidow, Reece Robson; Conversions: Murray Taulagi (0/1), Valentine Holmes (3/4), Chad Townsend (2/2) **def** **PENRITH PANTHERS (8)** Tries: Robert Jennings, Sunia Turuva; Conversions: Kurt Falls (0/2)

#### MATCH INFORMATION

**Venue:** Queensland Country Bank Stadium; **Crowd:** 23840; **LeagueUnlimited.com** **Players of the Match:** 3 points - Valentine Holmes, 2 points - Reece Robson, 1 points - Scott Drinkwater

#### FINAL TEAMLISTS

**NORTH QLD:** 1. Scott Drinkwater 2. Kyle Feldt 3. Valentine Holmes 4. Peta Hiku 5. Murray Taulagi 21. Tom Dearden 7. Chad Townsend 8. Jordan McLean 9. Reece Robson 10. Reuben Cotter 11. Luciano Leilua 12. Jeremiah Nanai 13. Jason Taumalolo  
**INT** 6. Hamiso Tabuai-Fidow 15. Tom Gilbert 16. Jamayne Taunoa-Brown 17. Griffin Neame **18P** 14. Jake Granville  
**PENRITH:** 1. Charlie Staines 2. Sunia Turuva 3. Robert Jennings 4. Thomas Jenkins 5. Christian Crichton 6. Kurt Falls 7. Sean O'Sullivan 8. Lindsay Smith 9. Mitch Kenny 10. Matt Eisenhuth 11. Chris Smith 12. Scott Sorensen 13. J'maine Hopgood  
**INT** 14. Soni Luke 15. Eddie Blacker 16. Liam Henry 17. Jack Cole **18P** 18. Mavrik Geyer



### NO FAIRYTALE FOR 'BABY PANTHERS' AS COWBOYS GO INTO FINALS ON A HIGH NOTE

The North-Queensland Cowboys have easily and expectedly dominated a vastly understrength Panthers outfit, winning by 30-points to give themselves the best chance at securing a home final.

It was the Panthers who had a golden opportunity to take an unlikely early lead, getting a penalty and set restart in quick succession to go on the attack. To their credit, they were threatening, but Hopgood's attempt to reach out and score ended in a Penrith knock on.

The Cowboys off the back of a penalty would predictably go up the field and score a try, finding space easily with a left side shift that was finished off by Ronaldo Mulitalo.

The Panthers completion rate would remain poor, and the Cowboys had a try disallowed by the bunker when Feldt went into touch before grounding it.

Five minutes later, the Cowboys would extend their lead courtesy of a successful challenge, retaining possession and putting in a kick that was dropped by Jennings, recovered by Holmes and grounded.

It was all getting too easy for North-Queensland when Reece Robson easily made a line break from dummy half, drawing and passing to Scott Drinkwater, putting his fullback over for an easy try. They'd score again just 3 minutes later off the back of a penalty, with Holmes muscling his way over the defence to score his second.

The Panthers would restore some pride to the scoreline shortly after halftime when Robert Jennings found a hole in the Cowboys defensive line, making it 20-4 in favour of the hosts.

The Cowboys would be quick to respond however. After repelling another Panthers attacking raid, Valentine Holmes caught the ball in goal giving his side a 7 tackle set, but they only needed one, with the star centre streaking away after the tap, passing to Kyle Feldt who then passed back to Holmes, who streaked away to score an entertaining try.

Young Panthers centre Tom Jenkins would sit down for 10 after it was ruled he took out a Cowboys player off the ball. Despite the one man advantage, the Cowboys would somehow concede a try during the 10 minutes, with Penrith stripping them for number on the edge and getting Sunia Turuva his first NRL try.

The Cowboys would blow the scoreline out with two late tries to Hamiso Tabuai-Fidow and Reece Robson respectively. It looked for all money they'd add one more when Scott Drinkwater found open space in the final minute, but bench forward Eddie Blacker produced a Herculean effort to run him down and spoil the party.

Next week, Penrith will be back to full strength as they look to finally get over the hump and beat Parramatta, while the Cowboys will take on the Sharks at the venue dependant on the outcome of the Newcastle/Cronulla game on Sunday. **ADAM HUXTABLE**



SUNDAY 4 SEPTEMBER, 2:00PM

## CRONULLA-SUTHERLAND 38 NEWCASTLE 16

### SCORERS

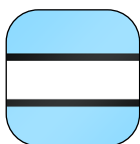
**CRONULLA-SUTHERLAND SHARKS (38)** Tries: Briton Nikora (3), Luke Metcalf, Ronaldo Mulitalo, Jesse Ramien, Lachlan Miller; Conversions: Nicho Hynes (5/6), Luke Metcalf (0/1) **def** **NEWCASTLE KNIGHTS (16)** Tries: Tex Hoy, Dominic Young (2); Conversions: Tex Hoy (2/3)

### MATCH INFORMATION

**Venue:** McDonald Jones Stadium; **Crowd:** 16808; **LeagueUnlimited.com Players of the Match:** 3 points - Lachlan Miller, 2 points - Briton Nikora, 1 points - Tex Hoy

### FINAL TEAMLISTS

**NEWCASTLE:** 1. Tex Hoy 2. Edrick Lee 3. Dane Gagai 20. Enari Tuala 5. Dominic Young 6. Phoenix Crossland 7. Adam Clune 8. David Klemmer 14. Chris Randall 10. Daniel Saifiti 11. Tyson Frizell 12. Brodie Jones 13. Mathew Croker  
**INT** 15. Jacob Saifiti 16. Pasami Saulo 17. Jack Johns 18. Simi Sasagi **18P** 22. Hymel Hunt  
**CRONULLA:** 1. Lachlan Miller 2. Matt Ikuvalu 3. Jesse Ramien 4. Siosifa Talakai 5. Ronaldo Mulitalo 6. Matt Moylan 7. Nicho Hynes 8. Braden Hamlin-Uele 9. Blayke Brailey 10. Royce Hunt 11. Briton Nikora 12. Wade Graham 13. Cameron McInnes  
**INT** 14. Teig Wilton 16. Aiden Tolman 17. Andrew Fifita 18. Luke Metcalf **18P** 19. Jesse Colquhoun



## SHARKS SECURE HOME FINAL AGAINST GRITTY KNIGHTS

The Cronulla Sharks have secured a home final against the Cowboys next week by downing a gritty Newcastle Knights side by 22 points in Newcastle this afternoon. It was a big clash for the Cronulla side as they were looking to secure a home final with a victory by any margin against a Newcastle side that was keen for the season to be over.

It was the visitors that started strongly, winning the field position battle and setting up shop in Newcastle's attacking third. After going close with Braden Hamlin-Uele, the ensuing tackle saw great pass selection from Blayke Brailey saw Briton Nikora crashed over for his fifth try of the season which allowed Sharks play from in front. The Sharks were guilty of blowing try scoring chances.

Newcastle were working themselves back in the contest creating chances off second phase play. Off a cheap Sharks error in their own end, Tex Hoy threw the dummy and catches the Sharks napping in defence to level the scores up at 6-6. Newcastle was dominating possession and forcing repeat sets but they were unable to find the stripe. A poor grubber kick by Adam Clune which saw Luke Metcalf scoop it up and race the best part of 100 meters to cross untouched. After being up against it, the Sharks find a way to bounce back and take the lead.

On the stroke of half-time, another Sharks mistake proved to be costly when Nicho Hynes' cut-out pass was intercepted by Dom Young. The flying Jamaican ran 95 meters to cross for his thirteenth try of the season and with the ensuing conversion, it was a 12-12 score-line at half-time. Off the kick-off to restart play, the Knights failed to recover it in the breeze and the Sharks went straight back on the attack. Nicho Hynes delivered a short pass to Briton Nikora and the New Zealand international collected his second and the Sharks hit the lead. An early kick by Chris Randall rolled a touch too long, unfortunately for the Knights it led to more points. The combination of Hynes and Matt Moylan found Ronaldo Mulitalo who had too much pace for Hoy and it was 24-12 within the blink of an eye.

A bizarre series of events followed, Adam Clune dropped a regulation pass which was toed ahead by Teig Wilton who raced away before being tackled by Tuala. From the ensuing play, Hynes' pass was intercepted in spectacular fashion by Edrick Lee. The Knights were able to roll up the field and it was Clune who turned into the provider with a spectacular show and go before finding Young to cross out-wide. This reduced the margin to eight. Cronulla re-established their dominance when Randall's pass was intercepted by Jesse Ramien who ran 100m to score, but a missed Hynes conversion kept them within reach inside the final 20. Cronulla showed their class though and it was Hynes who delivered another quality ball to Nikora to allow the Kiwi representative to secure his first NRL hat-trick.

There'll be some worries as Siosifa Talakai was injured on an apparent hip drop tackle. The offender was sin-binned and off the final set, Miller scooted his way around the defence to cross for a well-deserved try as he was the best of the park. Cronulla secured their first home final at Shark Park since 2008 where they'll take on the Cowboys in a probable Saturday night timeslot. **AJ LUCANTONIO**

SUNDAY 4 SEPTEMBER, 4:05PM

## CANBERRA 56 WESTS TIGERS 10

### SCORERS

**CANBERRA RAIDERS (56)** Tries: Matthew Timoko, Jamal Fogarty, Sebastian Kris, Nick Cotric, Jordan Rapana, Hudson Young (2), Xavier Savage, Josh Papali'i; Conversions: Jamal Fogarty (7/7), Jordan Rapana (2/2); Penalty Goals: Jordan Rapana (1/1) **def** **WESTS TIGERS (10)** Tries: Daine Laurie, Ken Maumalo; Conversions: Adam Doueihy (1/2)

### MATCH INFORMATION

**Venue:** Leichhardt Oval; **Crowd:** 10041; **LeagueUnlimited.com Players of the Match:** 3 points - Josh Papali'i, 2 points - Jamal Fogarty, 1 points - Joseph Tapine

### FINAL TEAMLISTS

**WESTS TIGERS:** 1. Daine Laurie 2. Brent Naden 3. Starford To'a 4. Luke Garner 5. Ken Maumalo 6. Adam Doueihy 7. Jock Madden 8. James Tamou 9. Jake Simpkin 10. Joe Ofahengau 11. Thomas Freebairn 12. Kelma Tuilagi 13. Fa'amanu Brown **INT** 14. Fonua Pole 15. Zane Musgrove 16. Tyrone Peachey 17. Austin Dias **18P** 19. Junior Pauga



**CANBERRA:** 1. Xavier Savage 2. Nick Cotric 3. Matthew Timoko 4. Sebastian Kris 5. Jordan Rapana 20. Matt Frawley 7. Jamal Fogarty 8. Josh Papali'i 9. Zac Woolford 10. Joseph Tapine 11. Hudson Young 17. Corey Harawira-Naera 13. Adam Elliott  
**INT** 14. Tom Starling 15. Emre Guler 16. Corey Horsburgh 18. Albert Hopoate **18P** 12. Elliott Whitehead



## RAMPAGING RAIDERS THRASH TERRIBLE TIGERS

The Broncos were holding out for a miracle. That the Tigers could somehow not just beat the Raiders but win by 54 points or more to close out a season which had seen the joint-venture reach new lows.

Instead, it was the Tigers on the wrong end of a lopsided scoreline, crashing to a 56-10 defeat, trailing 42-0 at halftime as Brett Kimmorley's side were booed off the field by the Leichhardt faithful.

And as if you could not script it any better, an alarm was accidentally activated in the final five minutes of the game, but the fire at the Tigers is out of control and will take a while to put out.

It was Canberra's seventh win in eight games, building on last week's 48-6 demolition of Manly and sees the Raiders book an elimination final meeting with the Storm.

For the Tigers, the additions of Apisai Koroisau and Isaiah Papali'i will be welcome blessings next year but Sunday's shellacking was only further proof of just how far they have to go. In reality, the Tigers were not actually that bad to open Sunday's game, showing plenty of intent early before the Raiders hit the front after a Jamal Fogarty kick took an unfortunate bounce.

Matthew Timoko was chasing in support to pounce and it went downhill from there for the home side as Jordan Rapana and Sebastian Kris wreaked havoc on the left edge. The two combined to score Canberra's second try before Nick Cotric put his stamp on the game, bursting through the middle off the restart before finishing off a well-worked move in the right corner. The tries kept coming for the Raiders, with Rapana and Kris again putting on a show as the former scored in the 20th minute before Zac Woolford went short to Hudson Young for their fourth of the game.

Canberra then went 80 metres on the ensuing set as Xavier Savage snatched a Matt Frawley kick and, as you would expect, the onslaught was just letting up. This time Zac Woolford split the Tigers through the middle and linked with Fogarty in support as the score blew out to 42-0 after 34 minutes.

To their credit, the Tigers showed some rare resilience defending their own line to keep it at that scoreline heading into the sheds.

The Raiders benched Fogarty, Josh Papalii and Joseph Tapine to open the second half while fullback Savage (head knock) had to come from the field shortly after. Although he would later return. It opened the door for the Tigers to win back some respect in the second half and they made the perfect start as Daine Laurie burst onto an Adam Doueihy pass to score. The points kept coming for the home side with Laurie involved once again, cutting it out to Starford To'a before Ken Maumalo dived over in the corner.

Papalii and Tapine were brought back on in an attempt to halt the home side's momentum and it paid dividends immediately, although it was Young who bumped off a few tackles to score in the 55th minute. The tries were not coming as thick and fast as they were in the first, but the Tigers still could not hold the Raiders out from extending their lead further. Next it was Papalii who beat four Tigers defenders, using his footwork and size to power over and push the buffer out to 44 points.

The Raiders added an extra penalty goal in the only other points of the game, running out 56-10 winners to end their regular season. **ANDREW JACKSON**

# THE PROGRAMME

NRL FINALS WEEK 1 GAME DAY COMPANION  
TEAM LISTS · MATCH DETAILS & STATS · PREVIEWS





## FRIDAY 2 SEPTEMBER 2022

QUALIFYING FINAL  
PENRITH PANTHERS v PARRAMATTA EELS  
BLUEBET STADIUM, 7:55PM



## SATURDAY 3 SEPTEMBER 2022

ELIMINATION FINAL  
MELBOURNE STORM v CANBERRA RAIDERS  
AAMI PARK, 5:40PM



QUALIFYING FINAL  
CRONULLA-SUTHERLAND SHARKS v NORTH QUEENSLAND COWBOYS  
POINTS BET STADIUM, 7:50PM



## SUNDAY 4 SEPTEMBER 2022

ELIMINATION FINAL  
SYDNEY ROOSTERS v SOUTH SYDNEY RABBITOHS  
ALLIANZ STADIUM, 4:05PM



## MATCH REVIEW & JUDICIARY NRL ROUND 25

Player	Club	Grade	Charge	Base	2022 Offence	Guilty	Early plea	Plea	Result
Mat CROKER	Newcastle	3	Dangerous Contact	3 matches	1st	3 matches	2 matches	Guilty - early plea	2 matches
Corey HORSBURGH	Canberra	1	Careless High Tackle	\$1500	1st <sup>^</sup>	\$1000	\$750	Guilty - early plea	\$750
Zane MUSGROVE	Wests Tigers	1	Dangerous Contact	\$1500	1st	\$1500	\$1000	Guilty - early plea	\$1000
Jake SIMPKIN	Wests Tigers	1	Dangerous Contact	\$1500	2nd	\$2500	\$1800	Guilty - early plea	\$1800
Zac LOMAX	St Geo Illa	1	Crusher Tackle	\$2000	2nd	2 matches	\$3000	Guilty - early plea	\$3000
J'maine HOPGOOD	Penrith	1	Dangerous Throw	\$1500	1st	\$1500	\$1000	Guilty - early plea	\$1000
Hame SELE	South Sydney	1	Dangerous Throw	\$1500	1st <sup>^</sup>	\$1000	\$750	Guilty - early plea	\$750

<sup>^</sup> denotes 7 year incident free discount

# NRL 2022 FINAL LADDER & STATS

FINAL LADDER		Home							Away							Total							Stats			
Pos	Team	P	W	L	D	F	A	PD	P	W	L	D	F	A	PD	P	W	L	D	B	F	A	Pts	PD	FPG	APG
1.	Penrith	12	10	2	-	332	152	180	12	10	2	-	304	178	126	24	20	4	-	1	636	330	42	306	26.50	13.75
2.	Cronulla	12	10	2	-	262	172	90	12	8	4	-	311	192	119	24	18	6	-	1	573	364	38	209	23.88	15.17
3.	North Queensland	12	9	3	-	332	168	164	12	8	4	-	301	193	108	24	17	7	-	1	633	361	36	272	26.38	15.04
4.	Parramatta	12	8	4	-	292	244	48	12	8	4	-	316	245	71	24	16	8	-	1	608	489	34	119	25.33	20.38
5.	Melbourne	12	8	4	-	357	188	169	12	7	5	-	300	222	78	24	15	9	-	1	657	410	32	247	27.38	17.08
6.	Sydney	12	9	3	-	377	226	151	12	6	6	-	258	208	50	24	15	9	-	1	635	434	32	201	26.46	18.08
7.	South Sydney	12	9	3	-	340	218	122	12	5	7	-	264	256	8	24	14	10	-	1	604	474	30	130	25.17	19.75
8.	Canberra	12	8	4	-	256	223	33	12	6	6	-	268	238	30	24	14	10	-	1	524	461	30	63	21.83	19.21
9.	Brisbane	12	7	5	-	248	302	-54	12	6	6	-	266	248	18	24	13	11	-	1	514	550	28	-36	21.42	22.92
10.	St George Illawarra	12	9	3	-	239	208	31	12	3	9	-	230	361	-131	24	12	12	-	1	469	569	26	-100	19.54	23.71
11.	Manly	12	7	5	-	284	274	10	12	2	10	-	206	321	-115	24	9	15	-	1	490	595	20	-105	20.42	24.79
12.	Canterbury	12	5	7	-	243	254	-11	12	2	10	-	140	321	-181	24	7	17	-	1	383	575	16	-192	15.96	23.96
13.	Gold Coast	12	5	7	-	228	273	-45	12	1	11	-	227	387	-160	24	6	18	-	1	455	660	14	-205	18.96	27.50
14.	Newcastle	12	2	10	-	180	385	-205	12	4	8	-	192	277	-85	24	6	18	-	1	372	662	14	-290	15.50	27.58
15.	Warriors	12	5	7	-	252	283	-31	12	1	11	-	156	417	-261	24	6	18	-	1	408	700	14	-292	17.00	29.17
16.	Wests Tigers	12	2	10	-	193	328	-135	12	2	10	-	159	351	-192	24	4	20	-	1	352	679	10	-327	14.67	28.29

## TOP TRYSKORERS

Rank	Player	Team	P	T
1	Alex JOHNSTON	Souths	23	28
2	Corey OATES	Brisbane	22	20
3	Jeremiah NANAI	North Qld	21	17
4	Josh ADDO-CARR	Canterbury	23	16
	Taylan MAY	Penrith	20	16
	Ronaldo MULITALO	Cronulla	22	16
7	Selwyn COBBO	Brisbane	18	15
	Joseph SUAALI'I	Sydney	18	15
	Murray TAULAGI	North Qld	23	15
	Daniel TUPOU	Sydney	21	15
11	Clint GUTHERSON	Parramatta	24	14
	Sione KATOA	Cronulla	16	14
	Sebastian KRIS	Canberra	18	14
	Edrick LEE	Newcastle	16	14
	Ryan PAPHENHUYZEN	Melbourne	12	14
	Dominic YOUNG	Newcastle	20	14
17	Xavier COATES	Melbourne	16	13
	Nick MEANEY	Melbourne	22	13
	James TEDESCO	Sydney	23	13
	Hudson YOUNG	Canberra	22	13

## TOP GOALKICKERS

Rank	Player	Team	P	G / A	%
1	Valentine HOLMES	North Qld	22	91 / 111	82%
2	Sam WALKER	Sydney	24	90 / 114	79%
3	Mitchell MOSES	Parramatta	22	81 / 104	78%
4	Nicho HYNES	Cronulla	23	76 / 105	72%
5	Zac LOMAX	St Geo Illa	24	71 / 92	77%
6	Nathan CLEARY	Penrith	14	61 / 72	85%
	Adam REYNOLDS	Brisbane	20	61 / 72	85%
8	Reuben GARRICK	Manly	21	57 / 75	76%
9	Matt BURTON	Canterbury	24	50 / 67	75%
10	Jamal FOGARTY	Canberra	13	48 / 60	80%
	Nick MEANEY	Melbourne	22	48 / 66	73%
	Reece WALSH	Warriors	22	48 / 61	79%
13	Latrell MITCHELL	Souths	14	47 / 64	73%
14	Ryan PAPHENHUYZEN	Melbourne	12	41 / 52	79%
15	Stephen CRICHTON	Penrith	20	32 / 39	82%
16	Blake TAAFFE	Souths	10	30 / 35	86%
17	Toby SEXTON	Gold Coast	19	25 / 39	64%
18	Tanah BOYD	Gold Coast	18	23 / 28	82%
	Brad SCHNEIDER	Canberra	10	23 / 29	79%
20	Adam DOUEIHI	Wests Tigers	11	22 / 31	71%

## TOP POINTSCORERS

Rank	Player	Team	P	T	G	FG	Pts
1	Valentine HOLMES	North Qld	22	10	91	2	224
2	Sam WALKER	Sydney	24	7	90	1	209
3	Mitchell MOSES	Parramatta	22	6	81	2	188
4	Nicho HYNES	Cronulla	23	6	76	4	180
5	Zac LOMAX	St Geo Illa	24	6	71	1	167
6	Reuben GARRICK	Manly	21	12	57	-	162
7	Nick MEANEY	Melbourne	22	13	48	-	148
8	Adam REYNOLDS	Brisbane	20	6	61	-	146
9	Ryan PAPHENHUYZEN	Melbourne	12	14	41	1	139
10	Nathan CLEARY	Penrith	14	2	61	-	130
11	Matt BURTON	Canterbury	24	6	50	1	125
12	Latrell MITCHELL	Souths	14	6	47	1*	120
13	Stephen CRICHTON	Penrith	20	12	32	-	112
	Alex JOHNSTON	Souths	23	28	-	-	112
15	Jamal FOGARTY	Canberra	13	2	48	-	104
	Reece WALSH	Warriors	22	2	48	-	104
17	Corey OATES	Brisbane	22	20	-	-	80
18	Clint GUTHERSON	Parramatta	24	14	8	-	72
19	Jeremiah NANAI	North Qld	21	17	-	-	68
	Blake TAAFFE	South Sydney	10	2	30	-	68


\* denotes 2 point field goal

Statistics provided by

**RUGBY LEAGUE**  
project

1ST QUALIFYING FINAL

**1ST PENRITH PANTHERS**



**PARRAMATTA 4TH EELS**

Age	P	T	G	FG	Pts		
26	22	8	-	-	32	Dylan EDWARDS	<b>1</b>
21	20	16	-	-	64	Taylan MAY	<b>2</b>
20	23	12	-	-	48	Izack TAGO	<b>3</b>
21	20	12	32	-	112	Stephen CRICHTON	<b>4</b>
24	15	8	-	-	32	Brian TO'O	<b>5</b>
25	17	7	-	-	28	Jarome LUAI	<b>6</b>
24	14	2	61	-	130	Nathan CLEARY	<b>7</b>
27	15	1	-	-	4	Moses LEOTA	<b>8</b>
29	22	4	-	-	16	Api KOROISAU	<b>9</b>
26	20	2	-	-	8	James FISHER-HARRIS	<b>10</b>
27	22	9	-	-	36	Viliame KIKAU	<b>11</b>
25	20	7	-	-	28	Liam MARTIN	<b>12</b>
27	20	4	-	-	16	Isaah YEO	<b>13</b>
<hr/>							
24	21	1	-	-	4	Mitch KENNY	<b>14</b>
29	21	1	-	-	4	Scott SORENSEN	<b>15</b>
21	22	5	-	-	20	Spencer LENIU	<b>16</b>
23	22	2	-	-	8	Jaeman SALMON	<b>17</b>
<hr/>							
21	14	2	-	-	8	Charlie STAINES	<b>18</b>
30	16	-	-	-	-	Matt EISENHUTH	<b>19</b>
23	4	-	-	-	-	J'maine HOPGOOD	<b>20</b>
24	11	2	2	-	12	Sean O'SULLIVAN	<b>21</b>
28	6	1	-	-	4	Chris SMITH	<b>22</b>
<hr/>							
						Ivan CLEARY	

FULLBACK

WING

CENTRE

CENTRE

WING

FIVE-EIGHTH

HALFBACK

FRONT ROW

HOOKER

FRONT ROW

SECOND ROW

SECOND ROW

LOCK

INTERCHANGE

RESERVES

COACH

	Age	P	T	G	FG	Pts	
<b>1</b>	27	24	14	8	-	72	Clinton GUTHERSON
<b>2</b>	28	12	12	-	-	48	Maika SIVO
<b>3</b>	20	24	8	-	-	32	Will PENISINI
<b>4</b>	27	17	6	-	-	24	Tom OPACIC
<b>5</b>	27	18	11	-	-	44	Waqā BLAKE
<b>6</b>	22	24	11	-	-	44	Dylan BROWN
<b>7</b>	27	22	6	81	2	188	Mitchell MOSES
<b>8</b>	29	24	1	-	-	4	Reagan CAMPBELL-GILLARD
<b>9</b>	24	24	8	-	-	32	Reed MAHONEY
<b>10</b>	28	22	-	-	-	-	Junior PAULO
<b>11</b>	27	22	2	-	-	8	Shaun LANE
<b>12</b>	23	24	10	-	-	40	Isaiah PAPALI'I
<b>13</b>	27	19	4	-	-	16	Ryan MATTERSON
<hr/>							
<b>14</b>	29	22	-	-	-	-	Makahesi MAKATOA
<b>15</b>	19	10	-	-	-	-	Jakob ARTHUR
<b>16</b>	23	24	-	-	-	-	Oregon KAUFUSI
<b>17</b>	26	15	1	-	-	4	Marata NIUKORE
<hr/>							
<b>18</b>	29	13	1	-	-	4	Nathan BROWN
<b>19</b>	24	18	3	-	-	12	Bailey SIMONSSON
<b>20</b>	27	9	-	-	-	-	Bryce CARTWRIGHT
<b>21</b>	26	2	-	-	-	-	Ofahiki OGDEN
<b>22</b>	23	4	-	-	-	-	Ky RODWELL
<hr/>							
							Brad ARTHUR

1	2	3	4	5	6	7	8	9	10	11	12	13	14	15	16
1	2	3	4	5	6	7	8	9	10	11	12	13	14	15	16

PENALTIES  
SCRUMS

1	2	3	4	5	6	7	8	9	10	11	12	13	14	15	16
1	2	3	4	5	6	7	8	9	10	11	12	13	14	15	16



## MATCH DETAILS

DATE	FRIDAY 9 SEPTEMBER 2022
KICKOFF	7:50PM AEST
VENUE	BLUEBET STADIUM
	PENRITH NSW / DHARUG
WATCH	NINE NETWORK & 9 NOW
	FOX LEAGUE & KAYO
LISTEN	ABC SPORT, CHECK GUIDES FOR OTHERS
LIVE BLOG	LEAGUEUNLIMITED.COM

## MATCH OFFICIALS

REFEREE	GERARD SUTTON
TOUCH JUDGES	PHIL HENDERSON
	MICHAEL WISE
NRL BUNKER	ADAM GEE

## HEAD TO HEAD

ALL	105	PENRITH 44 // PARRAMATTA 60 // DRAWS 1
FINALS	3	PENRITH 1 // PARRAMATTA 2
BLUEBET	51	PENRITH 25 // PARRAMATTA 25 // DRAWS 1

## LAST FIVE MEETINGS

2021	R16	PENRITH 13-12	BLUEBET, NONE
2021	R25	PENRITH 40-6	CBUS, 8580
2021	SF	PENRITH 8-6	MACKAY, 6011
2022	R9	PARRAMATTA 22-20	BLUEBET, 21548
2022	R20	PARRAMATTA 34-10	COMMBANK, 26912

## BIGGEST WINS

2002	R1	PARRAMATTA 64-6	PIRTEK, 13348
2021	R25	PENRITH 40-6	CBUS, 8580

## NOTABLES

**PARRAMATTA:** CLINT GUTHERSON HAS 98 NRL GOALS, JUNIOR PAULO HAS PLAYED 199 NRL GAMES, ISAIAH PAPALI'I HAS PLAYED 49 CLUB GAMES< TOM OPACIC TURNS 28 ON SEP 7, CLINT GUTHERSON TURNS 28 ON SEP 9 // THE LAST TIME PARRAMATTA BEAT A TEAM IN THE FINALS WHO WAS HIGHER ON THE LADDER THAN THEM, WAS IN 2009. EELS HAVE WON 2 OF THEIR 8 FINALS GAMES SINCE 2017.

**PENRITH:** NATHAN CLEARY HAS 48 NRL TRIES, SPENCER LENIU TURNS 22 ON SEP 8 // OF PENRITH'S 36 FINALS APPEARANCES, ONLY 4 OF THEM HAVE BEEN AT PENRITH. THEY WON 3 OF THOSE GAMES. IN THEIR 3 FINAL'S GAMES AGAINST PARRAMATTA, PENRITH HAVE SCORED JUST 24 POINTS, WHILE THE EELS HAVE RACKED UP 72.

## FORM

PENRITH	W L W L W W L
PARRAMATTA	W L W W L W W

## WHAT HAPPENS NEXT?

WINNER	WEEK 2 OFF, HOME CITY PRELIM FINAL
LOSER	TO WEEK 2, HOME CITY SEMI FINAL V WINNER MEL-CAN

Match stats courtesy of

**RUGBY LEAGUE**  
project

# THE PREVIEW

with AJ Lucantonio

Finals Footy kickstarts with a Battle of the West

The NRL 2022 Finals series kickstarts in spectacular fashion with the Penrith Panthers taking on the Parramatta Eels before what's sure to be a capacity crowd at Bluebet Stadium in Penrith.

What a season it has been for the Penrith Panthers, they are deserving minor premiers with a six point gap on their nearest rivals. Ivan Cleary has to be commended for the way he has managed his squad this season, with another high workload through the State of Origin series and the emergence of stars like Dylan Edwards. Penrith weathered the storm and despite some hiccups in the last few weeks, they've still managed to knock up 20 wins for the third straight season (including finals). Last week was an outlier in terms of the Panthers with a big loss against the Cowboys, with all the personnel changes, it's unfair to analyse it too much. For the Battle of the West, it appears that Parramatta are Penrith's bogey team as of late, as the Eels are the only side to defeat Penrith twice this season. Their last head to head match-up saw a convincing Parramatta victory when Nathan Cleary was sent off mid-way through the first half for an ugly spear tackle. Although the score blew out before the break which gave the Eels a 30-4 advantage, Penrith could take away a spirited second half performance when they outscored the Eels and were the better side.

Tactically, this game is won and lost in the middle. I feel that this year, when Penrith have dominated the ruck and taken total control away from a side they get the job done, unfortunately they've failed to do it on both occasions against the Eels. With a full-strength line-up back on deck, it's going to be an exciting contest. If I took you through every single change from round 25, we'll be here until kick-off. The big change is the return of Nathan Cleary after his aforementioned suspension. Otherwise, it's the full strength side that we've seen dominate the premiership this season. Taylan May has been cleared to play although has faced punishment from the NRL over his off-season assault conviction. For the Eels, it's been an up and down season as it's been said all the way through. But, the reality is, they've been on song in the run into the finals and have a deserved top four birth at the expense of the Storm who they knocked off last week. Mitch Moses has been the cog that has turned the Eels fortunes since his return from a fractured finger, but the forwards have been the goers that have dominated their opposition pack.

As far as the head to head goes, Parramatta have been the monkey on the back of Penrith. In looking at their previous two outings, Parramatta have frustrated the Panthers with a strong pack of forwards that have made life a living hell for the Panthers. These forwards have limited the back three of Edwards, To'o and May (three of the best yardage runners) in these clashes, with the intensity of finals footy, it plays into the hands of the Eels. On the team front, Brad Arthur has the upmost trust in his line-up, naming the same side that defeated Melbourne last week. Nathan Brown is an outside chance to come into the side after returning from injury in his side's NSW Cup elimination final last week.

**WHO TO WATCH:** He's back folks. After a five week suspension, Nathan Cleary is back fresher than ever for Penrith's tilt at back to back premierships. There's no doubting Cleary's ability as one of the game's best attacking minds, at times this season he's looked unstoppable. The challenge for Nathan this season, is to finally get the monkey off his back and lead his side to the back to back premierships.

Likewise for the Eels, the focal point is Clint Gutherson. Gutho has had a strong season for the Eels and has the benefit of an uninterrupted season with no injuries or suspension. With how close the Eels came to victory last year, they are going to be hungry and want redemption. Gutherson's ability to dictate the Eels attack around the ruck will tire out the Penrith middle third and open up the attack.

**FAVOURITE:** Penrith are the slight favourites at home. Although as documented, Parramatta has a good record against Penrith in the 2022 NRL season. In finals history, their last finals meeting saw Penrith escape with a controversial two point win in Mackay last season.

**MY TIP:** Well, it's one super clash to open the finals series and it'll set the standard of footy that we are going to see over the next month. Parramatta have had the wool on Penrith this season, and all signs point to the Eels winning their third game against their Western Sydney rivals on Friday night. Eels by 2



**SQUAD UPDATE**

THU 7:55PM


**LATE MAIL**

FRI 6:55PM

LEAGUEUNLIMITED.COM

1ST ELIMINATION FINAL

5TH MELBOURNE  
STORM



CANBERRA 8TH  
RAIDERS

Age	P	T	G	FG	Pts		
24	22	13	48	-	148	Nick MEANEY	<b>1</b>
28	17 <sup>^</sup>	12	-	-	48	David NOFOALUMA	<b>2</b>
27	14	3	-	-	12	Marion SEVE	<b>3</b>
28	23	10	-	-	40	Justin OLAM	<b>4</b>
21	16	13	-	-	52	Xavier COATES	<b>5</b>
27	21	11	5	-	54	Cameron MUNSTER	<b>6</b>
27	20	12	-	-	48	Jahrome HUGHES	<b>7</b>
33	22	1	-	-	4	Jesse BROMWICH	<b>8</b>
24	19	7	-	-	28	Harry GRANT	<b>9</b>
26	22	3	-	-	12	Nelson ASOFA-SOLOMONA	<b>10</b>
30	20	3	-	-	12	Felise KAUFUSI	<b>11</b>
30	23	3	-	-	12	Kenny BROMWICH	<b>12</b>
27	24	1	-	-	4	Josh KING	<b>13</b>
26	20	3	-	-	12	Brandon SMITH	<b>14</b>
28	15	2	-	-	8	Tui KAMIKAMICA	<b>15</b>
21	16	2	-	-	8	Trent LOIERO	<b>16</b>
30	15	1	-	-	4	Chris LEWIS	<b>17</b>
29	2	2	-	-	8	Young TONUMAIPEA	<b>18</b>
28	3	-	-	-	-	Jordan GRANT	<b>19</b>
26	8	1	-	-	4	Tepai MOEROA	<b>20</b>
23	4	-	-	-	-	Cooper JOHNS	<b>21</b>
22	6	2	-	-	8	Grant ANDERSON	<b>22</b>
^ 12 games for Wests Tigers							
Craig BELLAMY							

FULLBACK

WING

CENTRE

CENTRE

WING

FIVE-EIGHTH

HALFBACK

FRONT ROW

HOOKER

FRONT ROW

SECOND ROW

SECOND ROW

LOCK

INTERCHANGE

RESERVES

COACH

	Age	P	T	G	FG	Pts	
<b>1</b>	20	17	6	-	-	24	Xavier SAVAGE
<b>2</b>	23	19	7	-	-	28	Nick COTRIC
<b>3</b>	22	24	8	-	-	32	Matthew TIMOKO
<b>4</b>	23	18	14	-	-	56	Sebastian KRIS
<b>5</b>	33	19	5	7	-	34	Jordan RAPANA
<b>6</b>	29	19	4	-	-	16	Jack WIGHTON
<b>7</b>	28	13	2	48	-	104	Jamal FOGARTY
<b>8</b>	30	23	4	-	-	16	Josh PAPALII
<b>9</b>	26	15	-	-	-	-	Zac WOOLFORD
<b>10</b>	28	23	2	-	-	8	Joseph TAPINE
<b>11</b>	24	22	13	-	-	52	Hudson YOUNG
<b>12</b>	32	20	2	-	-	8	Elliott WHITEHEAD
<b>13</b>	27	23	2	-	-	8	Adam ELLIOTT
<b>14</b>	24	24	2	-	-	8	Tom STARLING
<b>15</b>	24	14	-	-	-	-	Emre GULER
<b>16</b>	24	20	1	-	-	4	Corey HORSBURGH
<b>17</b>	27	19	5	1	-	22	Corey HARAWIRA-NAERA
<b>18</b>	21	7	3	-	-	12	Albert HOPOATE
<b>19</b>	20	1	-	-	-	-	Ata MARIOTA
<b>20</b>	27	8	1	-	-	4	Matt FRAWLEY
<b>21</b>	23	-	-	-	-	-	Peter HOLA
<b>22</b>	27	12	2	-	-	8	Charnze NICOLL-KLOKSTAD
Ricky STUART							

1 2 3 4 5 6 7 8 9 10 11 12 13 14 15 16  
1 2 3 4 5 6 7 8 9 10 11 12 13 14 15 16

PENALTIES  
SCRUMS

1 2 3 4 5 6 7 8 9 10 11 12 13 14 15 16  
1 2 3 4 5 6 7 8 9 10 11 12 13 14 15 16

## MATCH DETAILS

DATE	SATURDAY 10 SEPTEMBER 2022
KICKOFF	5:40PM AEST
VENUE	AAMI PARK MELBOURNE VIC / WURUNDJERI
WATCH	NINE NETWORK & 9NOW FOX LEAGUE & KAYO
LISTEN	ABC SPORT, CHECK GUIDES FOR OTHERS
LIVE BLOG	LEAGUEUNLIMITED.COM

## MATCH OFFICIALS

REFEREE	GRANT ATKINS
TOUCH JUDGES	DREW OULTRAM LIAM KENNEDY
NRL BUNKER	ASHLEY KLEIN

## HEAD TO HEAD

ALL	51	MELBOURNE 36 // CANBERRA 15
FINALS	5	MELBOURNE 4 // CANBERRA 1
AAMI	12	MELBOURNE 5 // CANBERRA 7

## LAST FIVE MEETINGS

2020	PF	MELBOURNE 30-10	SUNCORP, 37112
2021	R11	MELBOURNE 34-10	GIO, 14120
2021	R22	MELBOURNE 26-16	SUN. COAST, 2523
2022	R5	MELBOURNE 30-16	WAGGA, 8133
2022	R18	CANBERRA 20-16	AAMI, 16106

## BIGGEST WINS

2012	R18	CANBERRA 40-12	AAMI, 12214
2013	R21	MELBOURNE 68-4	GIO, 10826

## NOTABLES

**MELBOURNE:** NICK MEANEY HAS 48 CLUB GOALS AND TURNS 25 ON SEP 10, DAVID NOFOALUMA HAS 99 NRL TRIES // MELBOURNE HAVEN'T WON A FINALS GAME IN VICTORIA SINCE 2018.

**CANBERRA:** JAMAL FOGARTY HAS 48 CLUB GOALS, JARROD CROKER TURNS 32 ON SEP 11 // CANBERRA HAVE WON JUST 3 OF THEIR LAST 18 FINALS GAMES AWAY FROM CANBERRA. CANBERRA HAVE HAD 7 WINS AND 5 LOSSES AT AAMI PARK, INCLUDING THEIR LAST 4 TRIPS THERE

## FORM

MELBOURNE	L L W W W W L
CANBERRA	W W W L W W W

## WHAT HAPPENS NEXT?

WINNER	TO WEEK 2, SEMI FINAL AWAY TO LOSER PEN-PAR
LOSER	ELIMINATED

Match stats courtesy of

**RUGBY LEAGUE**  
project

# THE PREVIEW

## with Lachlan McIntyre

Only one team will survive as Melbourne host Canberra

The 5th placed Melbourne Storm will host the 8th placed Canberra Raiders on Saturday evening in the first elimination final. With both teams fighting to keep their seasons alive, it will surely be an intriguing battle.

Melbourne will be very disappointed to find themselves in this position. Losing two straight games to finish the regular season and slipping out of the top four, the Storm are at risk of exiting in the first week of the finals, a position they haven't been in since 2014. Their recent matches against the Eels and Roosters were hard slogs, and may have taken a lot out of the playing group.

Injuries have had a major impact on Melbourne's season this year, but fans will be relieved to hear that their halfback Jahrome Hughes has been named to return this weekend. Hughes missed his team's round 25 clash due to calf tightness, with Cooper Johns filling in. Last weekend's game against Parramatta wasn't without its casualties, but despite injury clouds both Kenny Bromwich and Nick Meaney have been named to take to the field. On Tuesday afternoon, Meaney was named at fullback, however since Ryan Papenhuyzen's injury the position has mostly been played by Queensland half Cameron Munster. Speculation around Munster's contract situation has been rife throughout the past week, with both his current club and The Dolphins vying for his services from 2024 onwards. However, it has been reported that he has put his contract negotiations on hold for the upcoming finals series, and whatever position he plays in this Saturday there can be no doubt about his importance to the Melbourne Storm. Playing his whole career at the Wests Tigers, David Nofaloaluma linked up with the Storm on a loan deal just a few months ago, and he will get his first taste of finals football this weekend when he lines up on the wing. Nofa brought his NRL career tally to 99 last weekend, and he will be looking to bring up the century in the most important game of his life this Saturday.

It was sheer willpower that the Canberra Raiders displayed in the final rounds of the regular season that earned them a spot in the 2022 finals series. Seemingly destined to miss the top eight for the second year running, the Raiders strung together a four game winning streak to end the home-and-away season that saw them edge out the Brisbane Broncos to eighth place. Winning by a combined margin of 88 points in the last two weeks, the Raiders will be brimming with confidence prior to their trip South. A stunning first half display at Leichhardt Oval last week saw a half-time score of 42-0, the way of the visitors. They have to keep that form going if they're going to continue their run in the 2022 season. Unlike Melbourne, Canberra had the opportunity to rest players last week following Brisbane's loss to the Dragons which all but sealed their finals spot. Raiders half Jack Wightton and second-rower Elliott Whitehead were both late withdrawals from the last round, but they will return from their rest for this do-or-die clash. They will certainly appreciate the week off as the players who took to the field against the Tigers have just a six day turnaround, the shortest of all the finals teams and a point of controversy.

The Melbourne Storm have won five of their last six clashes against the Canberra Raiders, and two of their three finals matches played against them in the past five years.

**WHO TO WATCH:** Joining Melbourne at the beginning of the season, Xavier Coates has made his mark. At just 21 years of age, and not even 50 games into his NRL career, he has made six appearances for the Maroons over the past three years. Scoring 13 tries in 16 games this season, Coates is signed with the Storm until 2026. He will be hoping for a spot in either the Kangaroos or Kumuls come the World Cup at the end of the year.

After taking a year off from the game in 2020, Sebastian Kris has put in strong showings for Canberra over the past two seasons. Playing the majority of matches this year as a starting centre, he'll line up in that position for the ninth straight game this Saturday. With 25 tries out of only 42 career NRL appearances, Kris will be hopeful of securing a spot in the Kiwi squad that will travel to England in October.

**FAVOURITE:** The Melbourne Storm are the favourites to bounce back from a disappointing regular season end and keep their season alive in front of their home crowd.

**MY TIP:** While Melbourne should get this one done, Canberra have shown in the past month that they will not give up on their season without a fight. Melbourne by 2.



## SQUAD UPDATE

FRI 5:40PM

## LATE MAIL

SAT 4:40PM

LEAGUEUNLIMITED.COM

2ND QUALIFYING FINAL

**2ND CRONULLA-SUTHERLAND SHARKS**



**NORTH QUEENSLAND 3RD COWBOYS**

Age	P	T	G	FG	Pts		
25	17	5	-	-	20	Will KENNEDY	<b>1</b>
26	12	6	-	-	24	Connor TRACEY	<b>2</b>
25	21	10	-	-	40	Jesse RAMIEN	<b>3</b>
25	20	6	-	-	24	Siosifa TALAKAI	<b>4</b>
22	22	16	-	-	64	Ronaldo MULITALO	<b>5</b>
31	22	5	-	1	21	Matt MOYLAN	<b>6</b>
26	23	6	76	4	180	Nicho HYNES	<b>7</b>
26	20	-	-	-	-	Toby RUDOLF	<b>8</b>
23	24	3	-	-	12	Blayne BRAILEY	<b>9</b>
27	18	3	-	-	12	Royce HUNT	<b>10</b>
24	22	7	-	-	28	Briton NIKORA	<b>11</b>
31	16	1	-	-	4	Wade GRAHAM	<b>12</b>
30	15	-	-	-	-	Dale FINUCANE	<b>13</b>
22	22	6	-	-	24	Teig WILTON	<b>14</b>
28	23	1	-	-	4	Cameron McINNIS	<b>15</b>
27	15	2	-	-	8	Braden HAMLIN-UELE	<b>16</b>
33	20	1	-	-	4	Andrew FIFITA	<b>17</b>
28	6	3	-	-	12	Lachlan MILLER	<b>18</b>
33	20	1	-	-	4	Aiden TOLMAN	<b>19</b>
28	5	4	-	-	16	Matt IKUVALU	<b>20</b>
20	3	-	-	-	-	Jesse COLQUHOUN	<b>21</b>
23	1	1	-	-	4	Luke METCALF	<b>22</b>
Craig FITZGIBBON							

- FULLBACK**
- WING**
- CENTRE**
- CENTRE**
- WING**
- FIVE-EIGHTH**
- HALFBACK**
- FRONT ROW**
- HOOKER**
- FRONT ROW**
- SECOND ROW**
- SECOND ROW**
- LOCK**
- INTERCHANGE**
- RESERVES**
- COACH**

	Age	P	T	G	FG	Pts	
<b>1</b>	25	20	11	4	-	52	Scott DRINKWATER
<b>2</b>	30	18	10	-	-	40	Kyle FELDT
<b>3</b>	27	22	10	90	2	222	Valentine HOLMES
<b>4</b>	29	24	4	-	-	16	Peta HIKU
<b>5</b>	23	23	14	-	-	56	Murray TAULAGI
<b>6</b>	21	21	8	-	-	32	Tom DEARDEN
<b>7</b>	31	24	2	4	1	17	Chad TOWNSEND
<b>8</b>	30	20	-	-	-	-	Jordan McLEAN
<b>9</b>	24	24	7	-	-	28	Reece ROBSON
<b>10</b>	23	16	1	-	-	4	Reuben COTTER
<b>11</b>	26	21 <sup>*</sup>	3	-	-	12	Luciano LEILUA
<b>12</b>	19	21	17	-	-	68	Jeremiah NANAI
<b>13</b>	29	23	-	-	-	-	Jason TAUMALOLO
<b>14</b>	20	21	7	-	-	28	Hamiso TABUAI-FIDOW
<b>15</b>	22	22	2	-	-	8	Tom GILBERT
<b>16</b>	26	21	1	-	-	4	Coen HESS
<b>17</b>	21	21	4	-	-	16	Griffin NEAME
<b>18</b>	25	16	-	-	-	-	Jamayne TAUNOA-BROWN
<b>19</b>	21	1	-	-	-	-	Tom CHESTER
<b>20</b>	33	14	-	-	-	-	Jake GRANVILLE
<b>21</b>	28	3	-	-	-	-	Brendan ELLIOT
<b>22</b>	30	2	-	-	-	-	Ben HAMPTON
^ 12 games for Wests Tigers							
Todd PAYTEN							

1 2 3 4 5 6 7 8 9 10 11 12 13 14 15 16  
1 2 3 4 5 6 7 8 9 10 11 12 13 14 15 16

PENALTIES  
SCRUMS

1 2 3 4 5 6 7 8 9 10 11 12 13 14 15 16  
1 2 3 4 5 6 7 8 9 10 11 12 13 14 15 16



## MATCH DETAILS

DATE	SATURDAY 10 SEPTEMBER 2022
KICKOFF	7:45PM AEST
VENUE	POINTSBET STADIUM WOOLLOOWARE NSW / DHARAWAL
WATCH	NINE NETWORK & 9NOW FOX LEAGUE & KAYO
LISTEN	ABC SPORT, CHECK GUIDES FOR OTHERS
LIVE BLOG	LEAGUEUNLIMITED.COM

## MATCH OFFICIALS

REFEREE	ADAM GEE
TOUCH JUDGES	CHRIS SUTTON JON STONE
NRL BUNKER	GERARD SUTTON

## HEAD TO HEAD

ALL	53	CRONULLA 35 // NORTH QLD 18
FINALS	4	CRONULLA 2 // NORTH QLD 2
POINTSBET	20	CRONULLA 15 // NORTH QLD 5

## LAST FIVE MEETINGS

2020	R4	CRONULLA 26-16	QLD C.B., NONE
2020	R16	CRONULLA 28-12	NETSTRATA, 2217
2021	R4	CRONULLA 48-10	NETSTRATA, 5119
2021	R15	CRONULLA 26-24	QLD C.B., 13926
2022	R18	CRONULLA 26-12	QLD C.B., 15982

## BIGGEST WINS

2005	R13	NORTH QLD 56-14	1300SMILES, 20843
2021	R4	CRONULLA 48-10	NETSTRATA, 5119

## NOTABLES

**CRONULLA:** WADE GRAHAM HAS 48 NRL TRIES, DALE FINUCANE TURNS 31 ON SEP 7, JACK WILLIAMS TURNS 26 ON SEP 9

**NORTH QLD:** EMRY PERE TURNS 24 ON SEP 8 // COWBOYS NEED 6 TRIES TO REACH 100 SCORED IN FINALS.

THESE SIDES HAVE PLAYED 4 TIMES AGAINST EACH OTHER IN THE FINALS, WITH NEITHER SIDE MANAGING TO GET BACK-TO-BACK WINS. COWBOYS WON THE LAST ENCOUNTER, SO IF FORM CONTINUES, THE SHARKS ARE NEXT IN LINE TO WIN.

## FORM

CRONULLA	W L W W W W W W
NORTH QLD	L W W W L W L

## WHAT HAPPENS NEXT?

WINNER	WEEK 2 OFF, HOME CITY PRELIM FINAL
LOSER	TO WEEK 2, HOME CITY SEMI FINAL V WINNER SYD-SOU

Match stats courtesy of



## Surprise premiership dark horses face off

The two biggest surprise packets of the season face off on Saturday night and after 80 minutes, one will only be a game away from a preliminary final. In reality though, Cronulla was always expected to be a finals side, and potential top-four bolter, after shrewd off-season moves - headlined by Craig Fitzgibbon's appointment as coach. Then of course there is utility-turned-halfback Nicho Hynes, a Dally M favourite who has, along with the rejuvenated Matt Moylan, helped lead the Sharks to second spot on the ladder.

Cronulla has been in fine form in the second half of the season, boasting an 11-1 record while its defence in particular has been the cornerstone of the club's success. The Sharks have become the first side since the Storm of 2008 to enter the finals having averaged under 12 points per game conceded in the second half of the season. As much as Cronulla has been criticized for its soft draw heading into the finals, Fitzgibbon's men can only play what is in front of them and they have put away the lesser sides with relative ease. It has earned the Sharks a home final and given their imposing record at PointsBet Stadium (10-2), it would be hard to bet against Cronulla on Saturday. Last week's 38-16 win over Newcastle's was Cronulla's sixth in a row, the first team it had achieved such a feat since 2018.

In team news, centre Siosifa Talakai has been named to play at this stage but could be in doubt after suffering an ankle injury against the Knights. Fortunately for the Sharks they won't be sweating on Dale Finucane (ribs), Will Kennedy (ankle), Toby Rudolf (knee) and Connor Tracey (concussion) - all four will be fit to play. It sees Lachie Miller drop to 18th man and Matt Ikuvalu and Aiden Tolman join the reserves while Cameron McInnes and Braden Hamlin-Uele vacate the starting team for the bench.

As for the Cowboys, they did what they needed to last week, easily taking care of the undermanned Panthers 38-8 in a fitting farewell to the Townsville locals - at least for the time being. It is always a testing trip up north for any visitors and North Queensland will host another game at Queensland Country Bank Stadium, regardless of whether it wins on Saturday or not. Home ground advantage though will be particularly key for Cronulla this time around and the only way to try combat that is for the visitors to get on the board early. After all, Cronulla has lost all four games this season when trailing at halftime and have not done so coincidentally since a game with North Queensland back in Round 19, 2019. That will be challenging though given the Sharks are great starters, having scored the first try in 10 of their past 11 games.

Like Cronulla, North Queensland made a few key changes in the off-season, namely recruiting premiership-winning halfback Chad Townsend. The move was much-maligned given how much it cost but the former Shark has provided the youthful and dynamic Cowboys with composure and control in attack. In team news, Coen Hess is back from suspension and replaces Jamayne Taunoa-Brown, who drops out of the team. With exciting edge backrowers, a fearsome front row and crafty finishers out wide, North Queensland has an all-round team capable of competing for the title.


The winner of Saturday's match will book their spot in the preliminary finals while the loser will host the victor of the game between the Roosters and Rabbitohs.

**WHO TO WATCH:** Cronulla has missed a bit of fire and intensity up front in recent weeks and will only need it even more as the finals begin. Fortunately, the return of Toby Rudolf (knee) could be exactly what the Sharks need. The 26-year-old is one of the best personalities in the game but matches his off-field contributions with those on it, averaging 112 run metres this season to go with 20 tackle busts. Rudolf may not be at full health though, telling AAP earlier in the week that it is "not a full normal knee" but that his whole body is a bit knocked up, so it won't be something he won't be able to push through.

As for the Cowboys, hooker Reece Robson has been one of their biggest success stories this year and shapes as a finals X-factor ahead of September. Robson's running game is electric and the 24-year-old has quickly learned how to pick his time to unleash it. Against a Cronulla side that is resolute defending its line, North Queensland may need something special and Robson is it.

**FAVOURITE:** The Sharks are slight favourites with the bookies for this one.

**MY TIP:** Honestly, there is not much outside of home ground advantage separating the two sides and in the end that may just be enough for Cronulla to squeak home and book a spot in the preliminary finals. Sharks by 2.



## SQUAD UPDATE

FRI 7:45PM

## LATE MAIL

SAT 6:45PM

LEAGUEUNLIMITED.COM

2ND ELIMINATION FINAL

**6TH SYDNEY ROOSTERS**



**SOUTH SYDNEY 7TH RABBITOHS**

Age	P	T	G	FG	Pts		
29	23	13	-	-	52	James TEDESCO	<b>1</b>
31	21	15	-	-	60	Daniel TUPOU	<b>2</b>
26	18	6	3	-	30	Paul MOMIROVSKI	<b>3</b>
27	24	2	-	-	8	Drew HUTCHISON	<b>4</b>
19	18	15	-	-	60	Joseph SUAALII	<b>5</b>
30	21	2	-	-	8	Luke KEARY	<b>6</b>
20	24	7	90	1	209	Sam WALKER	<b>7</b>
33	19	3	-	-	12	Jared WAEREA-HARGREAVES	<b>8</b>
23	14	3	-	-	12	Sam VERRILLS	<b>9</b>
30	17	2	-	-	8	Sio Siua TAUKEIAHO	<b>10</b>
26	24	5	-	-	20	Angus CRICHTON	<b>11</b>
25	24	10	-	-	40	Nat BUTCHER	<b>12</b>
24	18	2	-	-	8	Victor RADLEY	<b>13</b>
26	20	3	-	-	12	Connor WATSON	<b>14</b>
22	11	2	-	-	8	Egan BUTCHER	<b>15</b>
25	2	-	-	-	-	Adam KEIGHRAN	<b>16</b>
27	16^	2	-	-	8	Matt LODGE	<b>17</b>
^ 8 games for Warriors							
33	6	2	-	-	8	Kevin NAIQAMA	<b>18</b>
23	9	-	-	-	-	Terrell MAY	<b>19</b>
26	10~	1	-	-	4	Oliver GILDART	<b>20</b>
22	14	-	-	-	-	Fletcher BAKER	<b>21</b>
19	-	-	-	-	-	Siuu WONG	<b>22</b>
~ 8 games for Wests Tigers							
							Trent ROBINSON

FULLBACK

WING

CENTRE

CENTRE

WING

FIVE-EIGHTH

HALFBACK

FRONT ROW

HOOKER

FRONT ROW

SECOND ROW

SECOND ROW

LOCK

INTERCHANGE

RESERVES

COACH

Age	P	T	G	FG	Pts		
25	14	6	47	1	120	Latrell MITCHELL	<b>1</b>
27	23	28	-	-	112	Alex JOHNSTON	<b>2</b>
23	13	2	-	-	8	Isaiah TASS	<b>3</b>
23	17	5	-	-	20	Campbell GRAHAM	<b>4</b>
27	19	8	-	-	32	Taane MILNE	<b>5</b>
32	24	12	-	-	48	Cody WALKER	<b>6</b>
22	23	4	-	-	16	Lachlan ILIAS	<b>7</b>
25	23	4	-	-	16	Tevita TATOLA	<b>8</b>
31	20	8	-	-	32	Damien COOK	<b>9</b>
32	15	-	-	-	-	Mark NICHOLLS	<b>10</b>
24	24	7	-	-	28	Keaon KOLOAMATANGI	<b>11</b>
27	23	1	-	-	4	Jai ARROW	<b>12</b>
24	20	3	-	-	12	Cameron MURRAY	<b>13</b>
28	17^	1	10	-	24	Kodi NIKORIMA	<b>14</b>
25	11	-	-	-	-	Hame SELE	<b>15</b>
30	20	2	-	-	8	Thomas BURGESS	<b>16</b>
29	21	1	-	-	4	Siliva HAVILI	<b>17</b>
23	10	2	30	-	68	Blake TAAFFE	<b>18</b>
22	18	6	-	-	24	Jaxson PAULO	<b>19</b>
19	12	-	-	-	-	Davy MOALE	<b>20</b>
30	3	-	-	-	-	Michael CHEE-KAM	<b>21</b>
32	5	2	-	-	8	Josh MANSOUR	<b>22</b>
^5 games for Warriors							
							Jason DEMETRIOU

1 2 3 4 5 6 7 8 9 10 11 12 13 14 15 16  
1 2 3 4 5 6 7 8 9 10 11 12 13 14 15 16

PENALTIES  
SCRUMS

1 2 3 4 5 6 7 8 9 10 11 12 13 14 15 16  
1 2 3 4 5 6 7 8 9 10 11 12 13 14 15 16

## MATCH DETAILS

DATE	SUNDAY 11 SEPTEMBER 2022
KICKOFF	4:05PM AEST
VENUE	ALLIANZ STADIUM MOORE PARK NSW / GADIGAL
WATCH	NINE NETWORK & 9NOW FOX LEAGUE & KAYO
LISTEN	ABC SPORT, CHECK GUIDES FOR OTHERS
LIVE BLOG	LEAGUEUNLIMITED.COM

## MATCH OFFICIALS

REFEREE	ASHLEY KLEIN
TOUCH JUDGES	KASEY BADGER DAVE MUNRO
NRL BUNKER	GRANT ATKINS

## HEAD TO HEAD

ALL	228	SYDNEY 104 // SOUTHS 119 // DRAWS 5
FINALS	12	SYDNEY 6 // SOUTHS 6
ALLIANZ	1	SYDNEY 1 // SOUTHS 0

## LAST FIVE MEETINGS

2020	R20	SOUTHS 60-8	ANZ, 7958
2021	R3	SOUTHS 26-16	STAD. AUS., 22838
2021	R24	SOUTHS 54-12	SUNCORP, 5136
2022	R3	SOUTHS 28-16	ACCOR, 18245
2022	R25	SYDNEY 26-16	ALLIANZ, 41906

## BIGGEST WINS

2020	R20	SOUTHS 60-8	ANZ, 7958
1996	R6	SYDNEY 62-0	SFS, 15103

## NOTABLES

**SYDNEY:** MATT LODGE HAS PLAYED 99 NRL GAMES

**SOUTHS:** CAMPBELL GRAHAM HAS 48 NRL TRIES

DESPITE BEING THE TWO OLDEST CLUBS IN THE COMPETITION AND BOTH HAVING HAD LONG PERIODS OF SUCCESS, THEY'VE ONLY FACED OFF IN FINALS CLASHES 13 TIMES. ROOSTERS HAVE SCORED 9 TRIES TO 1 IN THEIR LAST 2 FINALS GAMES V SOUTHS (2019 AND 2018)

## FORM

SYDNEY	W W W W W W W
SOUTHS	W L W W L W L

## WHAT HAPPENS NEXT?

WINNER	TO WEEK 2, AWAY SEMI FINAL V LOSER CRO-NQL
LOSER	ELIMINATED

Match stats courtesy of

**RUGBY LEAGUE**  
project

# THE PREVIEW

with Rob Crosby

Easts win the battleground, can Souths win the war?

A rivalry dating back more than a century will round out the opening week of the finals as the Sydney Roosters host the South Sydney Rabbitohs at Allianz Stadium.

Facing off in a high stakes rematch a week on from the opening of the new Allianz Stadium, the two foundation rivals will be fighting to keep their grand final hopes alive with the loser bowing out of the premiership race. Finishing the regular season in sixth position off the back of eight straight victories leading into September, the Sydney Roosters earned the right to host Sunday's elimination final following a comprehensive 26-16 victory over the Rabbitohs last Friday.

Welcoming back Daniel Tupou, Joseph Suaalii and Victor Radley from injury, coach Trent Robinson has been left to reckon with a potentially season-ending calf injury to star centre Joseph Manu. In the absence of Manu, utility Adam Keighran has been elevated to the bench, ahead of specialist outside-backs Kevin Naiqama and Oliver Gildart, as cover for Drew Hutchison in the centres.

Winning 13 out of 21 finals matches during Robinson's tenure, the match will hold additional significance for mid-season acquisition Matt Lodge, who will celebrate his 100th appearance in first grade.

Winning nine of their final 12 matches to qualify for the play-offs in seventh position, the South Sydney Rabbitohs will be banking on returning cavalry to reverse last week's ten-point loss. Welcoming back Damien Cook and Campbell Graham at hooker and centre respectively, captain Cameron Murray has been named to play despite sustaining a Category 1 concussion in the opening moments of last Friday's clash.

Holding a solid record over the Roosters with four successive victories prior to last week's loss, coach Jason Demetriou will be striving to come away with a win in his finals debut.

The Roosters and Rabbitohs have met three times previously in finals football during the NRL era. The Roosters hold a 2-1 advantage with wins in the 2018 Preliminary Final and 2019 Qualifying Final, while the Rabbitohs emerged victorious in the 2014 Preliminary Final.

**WHO TO WATCH:** The most influential factor in the Roosters bid to progress through to the semi finals may prove to be the team declared by coach Trent Robinson one hour before kick-off. Electing to use playmaker Drew Hutchison as a makeshift centre in recent weeks, the Roosters coach has come up trumps, but, as history shows, selecting players out of position in finals football can have dire results. Betting on the versatility of Ryan Matterson, ahead of a backline specialist, proved costly in the preliminary final five years ago, while the decision to back rookie centre Paul Momirovski a year later played a crucial part in getting the Tricolours into the premiership decider. Robinson has proven himself to be one of the greatest coaches of the modern era, but if he rolls the dice in the knowledge of the mistake he made once before, he'll only have himself to blame should the Roosters bow out.

Sunday afternoon will serve as Latrell Mitchell's first appearance in finals football since joining the South Sydney Rabbitohs two years ago. Missing consecutive finals campaigns through injury and suspension, the 25-year-old superstar has proven his class on the big stage repeatedly during his time with the Roosters. Scoring a match-sealing four-pointer in his first final against Brisbane and having a hand in the try that gave the Tricolours back-to-back titles two years later, the Ferrari from Taree will relish the opportunity to send his former teammates packing at the end of 80 minutes. Producing 16 try-assists and 79 tackles breaks in 14 appearances this season, Mitchell's return to finals football could be the difference in the Rabbitohs going one better this season.

**FAVOURITE:** The Roosters are expected to progress through to the semi finals at the expense of their long-standing rivals.

**MY TIP:** Tedesco v Mitchell. Keary v Walker. Radley v Murray. In a game where so many of the individual match-ups are evenly poised, the deciding factor could prove to be the experienced Trent Robinson holding his nerve against finals rookie Jason Demetriou on the selection front. Rabbitohs by 2.



**SQUAD UPDATE**

SAT 3:30PM

**LATE MAIL**

SUN 2:30PM

LEAGUEUNLIMITED.COM

# THE WEEK PROGRAMME

NRLW ROUND 4 GAME DAY COMPANION

TEAM LISTS • PREVIEWS  
MATCH DETAILS & STATS

## SATURDAY 10 SEPTEMBER 2022



**GOLD COAST TITANS**  
v **PARRAMATTA EELS**  
AAMI PARK, 1:05PM



**BRISBANE BRONCOS** v  
**ST GEORGE ILLAWARRA DRAGONS**  
AAMI PARK, 2:50PM



## SUNDAY 11 SEPTEMBER 2022



**NEWCASTLE KNIGHTS**  
v **SYDNEY ROOSTERS**  
ALLIANZ STADIUM, 1:10PM



# NRLW 2022 LADDER & STATS AFTER ROUND 3

## PREMIERSHIP LADDER

Pos	Team	Home							Away							Total							
		P	W	L	D	F	A	PD	P	W	L	D	F	A	PD	P	W	L	D	F	A	Pts	PD
1.	<b>Sydney Roosters (W)</b>	1	1	-	-	34	6	28	2	2	-	-	66	24	42	3	3	-	-	100	30	6	+70
2.	<b>Newcastle Knights (W)</b>	2	2	-	-	50	30	20	1	1	-	-	16	12	4	3	3	-	-	66	42	6	+24
3.	<b>St George Illawarra Dragons (W)</b>	1	1	-	-	26	12	14	2	1	1	-	22	44	-22	3	2	1	-	48	56	4	-8
4.	<b>Brisbane Broncos (W)</b>	2	1	1	-	30	32	-2	1	-	1	-	14	32	-18	3	1	2	-	44	64	2	-20
5.	Parramatta Eels (W)	2	-	2	-	26	54	-28	1	-	1	-	16	18	-2	3	-	3	-	42	72	0	-30
6.	Gold Coast Titans (W)	1	-	1	-	12	16	-4	2	-	2	-	16	48	-32	3	-	3	-	28	64	0	-36

## TOP TRYSCORERS

Rank	Player	Team	P	T
1	<b>Teagan BERRY</b>	St Geo Illa	3	3
	Jayne FRESSARD	Sydney	3	3
	Steph HANCOCK	Gold Coast	3	3
	Tarryn AIKEN	Brisbane	3	3
	Olivia KERNICK	Sydney	3	3
	Page McGREGOR	St Geo Illa	3	3
	Jaime CHAPMAN	Brisbane	3	3

## TOP POINTSCORERS

Rank	Player	Team	P	T	G	FG	Pts
1	<b>Zehara TEMARA</b>	St Geo Illa	3	1	12	-	28
2	Kirra DIBB	Newcastle	3	-	9	-	18
3	Jayne FRESSARD	Sydney	3	3	-	-	12
	Steph HANCOCK	Gold Coast	3	3	-	-	12
	Olivia KERNICK	Sydney	3	3	-	-	12
	Page McGREGOR	St Geo Illa	3	3	-	-	12
	Tarryn AIKEN	Brisbane	3	3	-	-	12
	Teagan BERRY	St Geo Illa	3	3	-	-	12
	Jaime CHAPMAN	Brisbane	3	3	-	-	12

Statistics  
provided by

**RUGBY LEAGUE**  
project

+ denotes 2 point field goal



# THE WRAP

## NRLW 2022 ROUND 3

FRIDAY 2 SEPTEMBER, 5:40PM

### SYDNEY 34 ST GEORGE ILLAWARRA 6

**SCORERS | SYDNEY ROOSTERS (34)** Tries: Leianne Tufuga, Zahara Temara, Jocelyn Kelleher (2), Sam Bremner, Otesa Pule; Conversions: Zahara Temara (5/6) **def ST GEORGE ILLAWARRA DRAGONS (6)** Tries: Monalisa Soliola; Conversions: Rachael Pearson (1/1) **MATCH INFORMATION | Venue:** Allianz Stadium;

**Date:** Friday 2 September 2022 at 5:40pm; **LeagueUnlimited.com**

**Players of the Match:** 3 points - Raecene

McGregor, 2 points - Sam Bremner, 1 point

- Keilee Joseph **FINAL TEAMLISTS | SYDNEY:**

1. Sam Bremner 2. Leianne Tufuga 3. Jessica

Sergis 4. Isabelle Kelly 5. Jayme Fressard 6.

Zahara Temara 7. Raecene McGregor 8. Sarah

Togatuki 9. Destiny Brill 10. Mya Hill-Moana

11. Shaniah Power 12. Olivia Kernick 13.

Keilee Joseph **INT** 14. Jocelyn Kelleher 15.

Shawden Burton 16. Kalosipani Hoppote

17. Otesa Pule **18P** 18. Joeli Morris **ST GEO**

**ILLA:** 1. Emma Tonegato 2. Teagan Berry 3.

Keelin Browne 22. Cassie Staples 6. Taliah

Fuimaono 7. Rachael Pearson 8. Elsie Albert 9. Keeley Davis 16.

Monalisa Soliola 11. Kezie Apps 12. Shaylee Bent 13. Holli Wheeler

**INT** 14. Quincy Dodd 10. Tegan Dymock 17. Tara McGrath-West 23.

Chantel Tugaga **18P** 18. Renee Targett



### ROOSTERS CROW AS THEY OPEN ALLIANZ STADIUM BURNING THE DRAGONS

The Sydney Roosters have put on a show to open Allianz Stadium with a 34-6 victory which saw the home side run in 5 unanswered second half tries.

The opening half was an even contest with both sides having plenty of chances to score and it was Monalisa Soliola who will go down in history as the first ever try scorer at the new Allianz Stadium when she was able to get over in the corner. A pinpoint sideline conversion from Rachael Pearson gave the Dragons a 6-0 lead. A pinpoint kick from Raecene McGregor got the Roosters over for their first when a cross-field kick found Leianne Tufuga perfectly after putting Tegan Berry into two minds about contesting it. Temara had her own perfect conversion to level the scores at 6-6.

Both sides had multiple chances to score in the first half but couldn't take advantage unlike the second half where the Roosters hit top gear. Despite having most of the possession, the Dragons attack struggled to find any fluidity and it was Jocelyn Kelleher who gave the Roosters the lead when she was able to spot a gap in the tiring Dragons defence to score. The momentum had well and truly turned in favour of the Tricolours when Destiny Brill got over but had her claims denied losing the ball, but a penalty to the Roosters gave them more attacking opportunity which was taken when Zahara Temara chased through a kick from Raecene McGregor to score.

The Roosters continued their dominance when Sam Bremner used her experience to lurk out the back when Olivia Kernick ran a decoy that attracted the Dragons defence and Bremner went through to score. The tricolours again added points in quick succession when Otesa Pule was able to get her first NRLW try when Raecene McGregor went short with a no look pass to score. Sam Bremner played a big part in the Roosters last try when she made a break on the play before the Roosters were able to create a massive overlap to score out wide when Jocelyn Kelleher scored in the corner for her second.

Next weekend, the Roosters have a tough battle when they have to take on the Knights meanwhile the Dragons have a tough task as well when they take on the Broncos. **JOSH ROBERTSON**

SATURDAY 3 SEPTEMBER, 1:10PM

### BRISBANE 22 GOLD COAST 4

**SCORERS | BRISBANE BRONCOS (22)** Tries: Jaime Chapman (3), Chelsea Lenarduzzi, Sheneae Ciesiolka; Conversions: Shakiah Tungai (0/2), Ali Briggins (0/1), Brianna Clark (1/2); Penalty Goals: Ali Briggins (0/1) **def GOLD COAST TITANS (4)** Tries: Madison Bartlett; Conversions: Lauren Brown (0/1)

**MATCH INFORMATION | Venue:** Moreton Daily Stadium; **Date:**

Saturday 3 September 2022 at 1:10pm; **LeagueUnlimited.com**

**Players of the Match:** 3 points - Jaime Chapman, 2 points - Amber Hall, 1 point - Tarryn Aiken

**FINAL TEAMLISTS | BRISBANE:** 1. Hayley Maddick 2. Julia Robinson 3. Jaime Chapman 4. Sheneae Ciesiolka 5. Shakiah Tungai 6. Tarryn Aiken 7. Ali Briggins 8. Sophie Holyman 9. Lavinia Gould 10. Chelsea Lenarduzzi 11. Jasmine Fogavini 12. Amber Hall 13. Tallisha Harden **INT** 14. Jada Ferguson 15. Hannah Larsson 16. Sara Sautia 17. Brianna Clark **18P** 19. Amy Turner **GOLD COAST:** 1. Apii Nicholls 2. Karina Brown 3. Evania Pelite 4. Hagiga Mosby 5. Madison Bartlett 6. Kimiora Breayley-Nati 7. Lauren Brown 8. Shannon Mato 9. Brittany Breayley-Nati 10. Stephanie Hancock 11. Tiana Raftstrand-Smith 20. Annette Brander 13. Georgia Hale **INT** 15. Jessika Elliston 16. Hailee-Jay Maunsell 17. Laikha Clarke 19. Jetaya Faifua **18P** 21. Jasmine Peters



### BRONCOS BREAK DUCK IN DERBY WIN

Brisbane Broncos are on the board for the NRLW season after their 22-4 win over Gold Coast Titans on Saturday afternoon at Moreton Daily Stadium.

The Broncos are a much-changed side after their three Premierships but they have broken their duck with a win against local rivals Titans off the back of a superb hat-trick from Jaime Chapman and a Chelsea Lenarduzzi four-pointer.

Both sides were winless for their 2022 second campaign and wanted to take bragging rights in the derby. Brisbane Broncos started well with some solid work while the Titans just couldn't get out of their own way with errors and penalties.

The Broncos were first to score points when Chapman showed some fantastic skill to beat her defenders and dive over in the corner for 4-0 before front rower Chelsea Lenarduzzi doubled their delight when she powered over to make it eight.

The three time Premiership winners were in complete control. Tarryn Aiken was driving the team across the park and they added a third just before the break, again through Chapman, who once again beat defenders with ease for 12-0.

Pre-match Titans coach Karyn Murphy talked about her side needing to be disciplined with the ball. They were anything but that in the first half, as they spilled the ball in good areas several times and were unable to sustain any pressure.

Titans needed a response after the break and got on the board. Some good slick hands ended up with Madison Bartlett diving across on the right hand side and giving them some hope at 12-4.

The Broncos pushed their advantage to 16 with another well worked move. This time it was a slick backline movement to Sheneae Ciesiolka who had the simple walk in four-pointer to make it 18-4 after Brianna Clark's fabulous conversion.

Broncos capped off the maiden win with Chapman's hat-trick. The centre was dazzling with her footwork once more on a slick surface in Redcliffe and crossed in the corner to make it 22-4.

It will be relief for Broncos coach Kelvin Wright after back-to-back losses to start the season but it gives them a chance at finals football still. For the Titans, they face a long road back if they are to do anything this season and need to fix up their handling. **JUSTIN DAVIES**

SUNDAY 4 SEPTEMBER, 12:00PM

### NEWCASTLE 18 PARRAMATTA 16

**SCORERS | NEWCASTLE KNIGHTS (18)** Tries: Tamika Upton, Tayla Predebon, Olivia Higgins; Conversions: Kirra Dibb (2/3); Penalty Goals: Kirra Dibb (1/1) **def PARRAMATTA EELS (16)** Tries: Rikeya Horne (2), Tess Staines; Conversions: Tayla Preston (2/3)


**MATCH INFORMATION | Venue:** McDonald Jones Stadium; **Date:**

Sunday 4 September 2022 at 12:00pm; **LeagueUnlimited.com**

**Players of the Match:** 3 points - Tayla Preston, 2 points - Tamika Upton, 1 point - Rikeya Horne

**FINAL TEAMLISTS | NEWCASTLE:** 1. Tamika Upton 19. Jakiya Whitfield 3. Shanice Parker 4. Bobbi Law 5. Autumn-Rain Stephens-Daly 6. Kirra Dibb 7. Jesse Southwell 8. Caitlan Johnston 9. Olivia Higgins 10. Millie Boyle 11. Romy Teitzel 12. Yasmin Clydsdale 17. Makenzie Weale **INT** 14. Emma Manzelmann 15. Tayla Predebon 18. Caitlin Moran 21. Tiana Davison **18P** 16. Kyra Simon

**PARRAMATTA:** 1. Gayle Broughton 2. Zali Fay 3. Tiana Penitani 4. Rikeya Horne 5. Tess Staines 6. Ash Quinlan 7. Tayla Preston 14. Kennedy Cherrington 9. Seli Mailangi 10. Ellie Johnston 11. Christian Pio 12. Vanessa Foliaki 13. Simaima Taufa **INT** 8. Filomina Hanisi 16. Najvada George 17. Ruby-Jean Kennard 18. Rueben Cherrington **18P** 19. Abbi Church



### KNIGHTS STEAL VICTORY AT THE DEATH OVER PARRAMATTA

The Newcastle Knights have stolen victory from the jaws of defeat and kept their unbeaten start to the season going following their 18-16 victory over the Parramatta Eels at McDonald Jones Stadium.

It was the Eels who were able to open the scoring first when Rikeya Horne was able to get her first try since 2018 when the Knights defence aimed up on Gayle Broughton who was lurking out the back but instead when short for Rikeya Horne to push through. The Knights hit back soon after when it was the traditional Tamika Upton magic that took place when she was able to break through the defence and get over in the corner. Kirra Dibb's conversion was waved away just not having the legs to get to the posts in the gusty conditions.


Neither side could fully get any momentum for the remainder of the half as the Eels were able to hold on a 6-4 lead. Not long after the half time break the Knights were able to get across in controversial circumstances when the Bunker overruled a live decision of no try when Tayla Predebon got her way to the line and despite looking like she had lost it, the try was awarded by the bunker.

The Eels then hit back soon after to regain the lead when Tayla Preston was able to get a perfect cross-field kick out to the wing where Tess Staines was on the spot to pounce on the bouncing ball to score out wide and get the ball down. Tayla Preston converted and the Eels held a two-point lead once again. A Kirra Dibb penalty goal levelled the scores for the Knights but it was only momentary because a collision between Tamika Upton and Jakiya Whitfield at the back whilst contesting the ball saw Rikeya Horne pick up her second when she was able to clean up the loose ball and score her second try of the afternoon.

Olivia Higgins became the hero of Newcastle inside the final two minutes when she was able to burrow over from dummy half and steal the victory for the home side when she attracted defenders with a dummy before going over. Kirra Dibb converted to give the Knights an 18-16 lead. The Eels had one last chance after they pulled off a 1-on-1 strip but they couldn't get anything going and the Knights held on.

Next weekend, the Knights will come up against fellow undefeated side the Sydney Roosters, whilst the Eels will have the battle of the bottom two sides when they take on the Titans. **JOSH ROBERTSON**

**GOLD COAST  
TITANS**



**PARRAMATTA  
EELS**

Age	P	T	G	FG	Pts		
29	3	-	-	-	-	Apii NICHOLLS	<b>1</b>
33	3	-	-	-	-	Karina BROWN	<b>2</b>
27	3	-	-	-	-	Evania PELITE	<b>3</b>
20	1	-	-	-	-	Jasmine PETERS	<b>4</b>
27	3	1	-	-	4	Madison BARTLETT	<b>5</b>
34	3	-	-	-	-	Kimiora BREAYLEY-NATI	<b>6</b>
27	3	-	4	-	8	Lauren BROWN	<b>7</b>
24	3	-	-	-	-	Shannon MATO	<b>8</b>
31	3	-	-	-	-	Brittany BREAYLEY-NATI	<b>9</b>
40	3	3	-	-	12	Stephanie HANCOCK	<b>10</b>
21	2	1	-	-	4	Zara CANFIELD	<b>11</b>
19	3	-	-	-	-	Tiana RAFTSTRAND-SMITH	<b>12</b>
27	3	-	-	-	-	Georgia HALE	<b>13</b>
19	1	-	-	-	-	Jetaya FAIFUA	<b>14</b>
24	3	-	-	-	-	Jessika ELLISTON	<b>15</b>
19	-	-	-	-	-	April NGATUPUNA	<b>16</b>
20	3	-	-	-	-	Laikha CLARKE	<b>17</b>
30	1	-	-	-	-	Roxette MURDOCH	<b>18</b>
29	1	-	-	-	-	Annette BRANDER	<b>20</b>
22	2	-	-	-	-	Hagiga MOSBY	<b>21</b>
34	2	-	-	-	-	Rona PETERS	<b>22</b>

Karyn MURPHY

FULLBACK

WING

CENTRE

CENTRE

WING

FIVE-EIGHTH

HALFBACK

FRONT ROW

HOOKER

FRONT ROW

SECOND ROW

SECOND ROW

LOCK

INTERCHANGE

RESERVES

COACH

1 2 3 4 5 6 7 8 9 10 11 12 13 14 15 16  
1 2 3 4 5 6 7 8 9 10 11 12 13 14 15 16

PENALTIES  
SCRUMS

	Age	P	T	G	FG	Pts	
<b>1</b>	26	3	1	-	-	4	Gayle BROUGHTON
<b>2</b>	21	2	-	-	-	-	Zali FAY
<b>3</b>	26	3	1	-	-	4	Tiana PENITANI
<b>4</b>	22	3	2	-	-	8	Rikeya HORNE
<b>5</b>	20	3	1	-	-	4	Tess STAINES
<b>6</b>	27	2	-	-	-	-	Ash QUINLAN
<b>7</b>	22	2	-	3	-	6	Tayla PRESTON
<b>8</b>	21	3	-	-	-	-	Filomina HANISI
<b>9</b>	25	3	1	-	-	4	Seli MAILANGI
<b>10</b>	21	3	-	-	-	-	Ellie JOHNSTON
<b>11</b>	22	3	-	-	-	-	Christian PIO
<b>12</b>	28	3	1	-	-	4	Vanessa FOLIAKI
<b>13</b>	28	3	1	-	-	4	Simaima TAUFA
<b>14</b>	23	3	-	-	-	-	Kennedy CHERRINGTON
<b>15</b>	19	1	-	-	-	-	Rueben CHERRINGTON
<b>16</b>	23	3	-	-	-	-	Najvada GEORGE
<b>17</b>	18	2	-	-	-	-	Ruby-Jean KENNARD
<b>18</b>	24	1	-	-	-	-	Abbi CHURCH
<b>19</b>	18	-	-	-	-	-	Cassey TOHI-HIKU
<b>20</b>	26	2	-	-	-	-	Brooke ANDERSON
<b>21</b>	27	1	-	2	-	4	Brooke WALKER
<b>22</b>	24	1	-	-	-	-	Rima BUTLER

Dean WIDDERS

1 2 3 4 5 6 7 8 9 10 11 12 13 14 15 16  
1 2 3 4 5 6 7 8 9 10 11 12 13 14 15 16

# #NRLWTITANSEELS

## MATCH DETAILS

DATE	SATURDAY 10 SEPTEMBER 2022
KICKOFF	1:05PM AEST
VENUE	AAMI PARK MELBOURNE VIC / WURUNDJERI
WATCH	9GEM & 9NOW FOX LEAGUE & KAYO
LISTEN LIVE BLOG	ABC SPORT, CHECK GUIDES FOR OTHERS LEAGUEUNLIMITED.COM

## MATCH OFFICIALS

REFEREE	KARRA-LEE NOLAN
TOUCH JUDGES	KAILEY BEATTIE CAMERON TURNER
NRL BUNKER	CHRIS BUTLER

## HEAD TO HEAD

ALL	1	GOLD COAST 0 // PARRAMATTA 1
AAMI	0	FIRST MEETING AT THIS VENUE

## MATCH HISTORY

2021	R3	PARRAMATTA 24-14 COMMBANK
------	----	---------------------------

## NEXT MATCH

GOLD COAST	V SYDNEY, SUN 1:55PM, CENTRAL COAST
PARRAMATTA	V BRISBANE, SUN 12:05PM, CENTRAL COAST

MATCH STATS COURTESY OF

**RUGBY LEAGUE**  
project

# THE PREVIEW

with Josh Robertson

NRLW action heads to Melbourne for a double header and the first match sees two sides looking to get their first win of the season when the Gold Coast Titans take on the Parramatta Eels at AAMI Park.

The Titans have started the season poorly with three straight defeats and they have been poor across the start of the season with uncharacteristic errors hurting them including last weekend in their 26-4 defeat to the Broncos. The Gold Coast finished third last season and look a completely different side to side from last season.

A recurring theme for the Titans has been ill-discipline and errors ruining any momentum they have created and that was the case last week with 14 errors and 9 penalties conceded. The errors have been a big reason why the Gold Coast have been under pressure and they really need to find a miracle at this stage to change things especially given they almost pulled off a Round 2 upset against the Knights.

The Titans welcome back Zara Canfield from suspension and Jasmine Peters also returns to the side in the centres with Hagiga Mosby moving to the reserves. April Ngatupuna comes into the 17 with Annette Brandner dropped back to the reserves.

The Parramatta Eels have been the unluckiest side in NRLW 2022 having been in a winning position at times in all three contests this season having led against the Roosters, Dragons and then last week leading into the dying stages of their 18-16 loss to Newcastle. The Eels have been steadily improving in recent weeks and will use that effort last week to know they are getting close to a win.

Improvement has been the story of the season for the Eels despite being blown out of the water late by the Roosters in Round 1 before holding match-winning positions against the Dragons and Knights before losing those games in tight contests. The Eels have been impressive with a new look side starting to find combinations that are starting to produce good results.

The Eels have named an unchanged squad to last week with Filomina Hanisi named in the starting line-up again although the same late change swapping her with Kennedy Cherrington to start could be in the offing for Dean Widders.

**WHO TO WATCH:** Titans halfback Lauren Brown has plenty of experience in the game and she has taken a key role for the Gold Coast but their attack has been stagnant at times and there is plenty of improvement that needs to be taken. There is a lot of faith placed in Brown at halfback but if they are wanting to get their first victory than the Titans are going to need a lot from Brown.

On the opposite end of the experience scale, Tayla Preston has only played 2 games of NRLW and made an immediate impact in the halves for the Eels. Preston is a canny ball running half and holds the x-factor that allows her to turn something into nothing. Picking up two try assists last weekend, the Eels number 7 showed she is a player to watch.

**FAVOURITE:** The Titans are slight favourites.

**MY TIP:** The Titans are due for massive improvement (surely) and this could be the game where they pick up the win but there is just too much going wrong and Parramatta have shown they are not an easy team to get past and I think that's why they will win. Eels by 4.



forums.leagueunlimited.com

# THE FRONT ROW FORUMS

AUSTRALIA'S BIGGEST  
RUGBY LEAGUE DISCUSSION BOARDS

# BRISBANE BRONCOS



# ST GEORGE ILLAWARRA DRAGONS

Age	P	T	G	FG	Pts	
30	2	-	-	-	-	Hayley MADDICK <b>1</b>
24	3	2	-	-	8	Julia ROBINSON <b>2</b>
20	3	3	-	-	12	Jaime CHAPMAN <b>3</b>
25	3	1	-	-	4	Shenae CIESIOLKA <b>4</b>
25	1	-	-	-	-	Shakiah TUNGAI <b>5</b>
23	3	3	-	-	12	Tarryn AIKEN <b>6</b>
32	3	-	1	-	2	Ali BRIGGINSHAW <b>7</b>
27	-	-	-	-	-	Annetta NUUAUSALA <b>8</b>
39	1	-	-	-	-	Lavinia GOULD <b>9</b>
26	3	1	-	-	4	Chelsea LENARDUZZI <b>10</b>
25	2	-	-	-	-	Jasmine FOGAVINI <b>11</b>
27	3	-	-	-	-	Amber HALL <b>12</b>
30	3	-	-	-	-	Tallisha HARDEN <b>13</b>
20	3	-	-	-	-	Jada FERGUSON <b>14</b>
19	1	-	-	-	-	Hannah LARSON <b>15</b>
24	3	-	-	-	-	Sophie HOLYMAN <b>16</b>
27	2	-	1	-	2	Brianna CLARK <b>17</b>
38	2	-	-	-	-	Amy TURNER <b>18</b>
30	2	-	-	-	-	Nita MAYNARD <b>19</b>
23	1	-	-	-	-	Emily BASS <b>20</b>
27	-	-	-	-	-	Paige PARKER <b>21</b>
20	3	-	-	-	-	Sara SAUTIA <b>22</b>
Kelvin WRIGHT						

**FULLBACK**

**WING**

**CENTRE**

**CENTRE**

**WING**

**FIVE-EIGHTH**

**HALFBACK**

**FRONT ROW**

**HOOKER**

**FRONT ROW**

**SECOND ROW**

**SECOND ROW**

**LOCK**

**INTERCHANGE**

**RESERVES**

**COACH**

	Age	P	T	G	FG	Pts
<b>1</b>	27	3	1	-	-	4
<b>2</b>	20	3	3	-	-	12
<b>3</b>	20	3	1	-	-	4
<b>4</b>	23	3	3	-	-	12
<b>5</b>	20	2	1	-	-	4
<b>6</b>	23	3	-	-	-	-
<b>7</b>	28	3	-	4	-	8
<b>8</b>	26	2	-	-	-	-
<b>9</b>	22	3	-	-	-	-
<b>10</b>	24	-	-	-	-	-
<b>11</b>	31	3	-	-	-	-
<b>12</b>	21	3	-	-	-	-
<b>13</b>	32	3	-	-	-	-
<b>14</b>	22	3	-	-	-	-
<b>15</b>	22	2	-	-	-	-
<b>16</b>	18	3	1	-	-	4
<b>17</b>	21	3	-	-	-	-
<b>18</b>	27	1	-	-	-	-
<b>19</b>	20	-	-	-	-	-
<b>20</b>	19	-	-	-	-	-
<b>21</b>	35	-	-	-	-	-
<b>22</b>	29	1	-	-	-	-
Jamie SOWARD						

1 2 3 4 5 6 7 8 9 10 11 12 13 14 15 16  
1 2 3 4 5 6 7 8 9 10 11 12 13 14 15 16

**PENALTIES**  
**SCRUMS**

1 2 3 4 5 6 7 8 9 10 11 12 13 14 15 16  
1 2 3 4 5 6 7 8 9 10 11 12 13 14 15 16



# #NRLWBRONCOSDRAGONS

## MATCH DETAILS

DATE	SATURDAY 10 SEPTEMBER 2022
KICKOFF	2:50PM AEST
VENUE	AAMI PARK MELBOURNE VIC / WURUNDJERI
WATCH	NINE NETWORK & 9NOW FOX LEAGUE & KAYO
LISTEN LIVE BLOG	ABC SPORT, CHECK GUIDES FOR OTHERS LEAGUEUNLIMITED.COM

## MATCH OFFICIALS

REFEREE	ZIGGY PRZEKLASA-ADAMSKI
TOUCH JUDGES	MITCHELL CURRIE JORDAN MOREL
NRL BUNKER	CHRIS BUTLER

## HEAD TO HEAD

ALL	5	BRISBANE 5 // ST GEO ILLA 0
AAMI	0	FIRST MEETING AT THIS VENUE

## MATCH HISTORY

2018	R1	BRISBANE 30-4	SUNCORP
2019	R1	BRISBANE 14-4	BANKWEST
2019	GF	BRISBANE 30-6	ANZ
2020	R2	BRISBANE 18-4	BANKWEST
2021	R3	BRISBANE 22-18	COMMBANK

## NEXT MATCH

BRISBANE	V PARRAMATTA, SUN 12:05PM, CENTRAL COAST
ST GEO ILLA	V NEWCASTLE, SUN 3:45PM, CENTRAL COAST

MATCH STATS COURTESY OF

**RUGBY LEAGUE**  
project

# THE PREVIEW

with Josh Robertson

The second of Saturday's NRLW action in Melbourne sees a Broncos side that has bounced back to form taking on the St George Illawarra Dragons who are looking to reaffirm their winning form after a big loss last week.

It's been an uncharacteristic season from the Broncos with two losses to start compounded by play filled with errors and just a lack of direction in attack. However last weekend, they were finally able to get their season underway with their 22-4 victory over the Gold Coast Titans last week in a better but still not yet at their polished best. The Broncos lost a number of key players and despite them still having a strong structure, it took its toll as the impact of these players such as the go forward of Millie Boyle and the impact from the back of Tamika Upton missing from the Brisbane performances this season.

Kiwi ferns international Annetta Nu'uauasala finally gets to make her Broncos debut after injury has curtailed the start to her season with Sophie Holyman going back to the interchange bench. Shakiah Tungai is expected to play despite leaving the field last week with a head knock.

Starting the season with back-to-back wins, the Dragons came crashing back to earth last week as their second half implosion against the Roosters brought confidence to other teams in the competition that the Red 'V' are beatable following their 34-6 defeat. The Dragons scored first and dominated territory and possession early and were level at 6-6 at half time before the Roosters turned on the class and wiped the Dragons off the park. The Dragons started the season with a big win against the Gold Coast before they were able to get past the Eels in an arm-wrestle a fortnight ago. The Dragons have mixed their form but last week was a disappointment although a mounting injury toll took its toll on the Red 'V'.

Dragons coach Jamie Soward has been forced into two injury related changes with Tegan Dymock and Chantel Tugaga both ruled out with shoulder injuries. Talei Holmes is expected to play after missing last week with injury while Holli Wheeler is expected to play despite a collarbone injury.

**WHO TO WATCH:** Ali Brigginsshaw has probably been below her best this season and now is the time where the veteran needs to stand up if the Broncos have a chance. Brigginsshaw is going to be key if the Broncos want to get another victory on the road to the finals and put themselves back into contention for the premiership.

Dragons halfback Rachael Pearson has had a good but quiet at times season so far and this is going to be a game where she needs to be at her best. The Dragons halfback was outplayed by the Broncos five-eighth Tarryn Aiken when the pair went up against each other in origin so the Dragons number 7 will be hoping to get one back.


**FAVOURITE:** Brisbane's return to form and the Dragons' big loss see the three-time premiers better backed here.

**MY TIP:** The Broncos should have enough to get over the Dragons here, there was some good improvement in the Brisbane side last week and I think with a win under their belt they could pull off something strong again. The Dragons have proven themselves this season and are strong chances to win but injury concerns could hurt them which is why Brisbane finding form is a scary factor. Broncos by 4.

[www.rugbyleagueproject.org](http://www.rugbyleagueproject.org)

**RUGBY LEAGUE**  
project

# NEWCASTLE KNIGHTS



# SYDNEY ROOSTERS

Age	P	T	G	FG	Pts	
25	3	1	-	-	4	Tamika UPTON <b>1</b>
30	2	-	-	-	-	Kiana TAKAIRANGI <b>2</b>
24	3	-	-	-	-	Shanice PARKER <b>3</b>
25	3	1	-	-	4	Bobbi LAW <b>4</b>
21	1	-	-	-	-	Jakiya WHITFIELD <b>5</b>
25	3	-	9	-	18	Kirra DIBB <b>6</b>
17	3	1	-	-	4	Jesse SOUTHWELL <b>7</b>
21	3	1	-	-	4	Caitlan JOHNSTON <b>8</b>
29	3	1	-	-	4	Olivia HIGGINS <b>9</b>
24	3	-	-	-	-	Millie BOYLE <b>10</b>
23	3	1	-	-	4	Romy TEITZEL <b>11</b>
28	3	-	-	-	-	Yasmin CLYDSDALE <b>12</b>
25	2	-	-	-	-	Simone KARPANI <b>13</b>
<hr/>						
20	3	1	-	-	4	Emma MANZELMANN <b>14</b>
21	3	2	-	-	8	Tayla PREDEBON <b>15</b>
25	1	-	-	-	-	Caitlin MORAN <b>16</b>
20	1	-	-	-	-	Makenzie WEALE <b>17</b>
<hr/>						
20	2	-	-	-	-	Kyra SIMON <b>18</b>
22	-	-	-	-	-	Nicole NATHAN <b>19</b>
19	-	-	-	-	-	Emmanita PAKI <b>20</b>
21	1	-	-	-	-	Tiana DAVISON <b>21</b>
29	-	-	-	-	-	Tamsin BARBER <b>22</b>
<hr/>						
						Ronald GRIFFITHS

- FULLBACK
- WING
- CENTRE
- CENTRE
- WING
- FIVE-EIGHTH
- HALFBACK
- FRONT ROW
- HOOKER
- FRONT ROW
- SECOND ROW
- SECOND ROW
- LOCK

INTERCHANGE

RESERVES

COACH

	Age	P	T	G	FG	Pts
<b>1</b>	30	3	2	-	-	8
<b>2</b>	-	3	2	-	-	8
<b>3</b>	24	3	1	-	-	4
<b>4</b>	25	3	2	-	-	8
<b>5</b>	19	-	-	-	-	-
<b>6</b>	25	3	1	12	-	28
<b>7</b>	24	3	-	-	-	-
<b>8</b>	18	3	-	-	-	-
<b>9</b>	19	3	1	-	-	4
<b>10</b>	20	3	-	-	-	-
<b>11</b>	19	3	1	-	-	4
<b>12</b>	21	3	3	-	-	12
<b>13</b>	20	3	-	-	-	-
<hr/>						
<b>14</b>	22	3	2	-	-	8
<b>15</b>	21	-	-	-	-	-
<b>16</b>	20	-	-	-	-	-
<b>17</b>	28	-	-	-	-	-
<hr/>						
<b>18</b>	20	-	-	-	-	-
<b>19</b>	25	-	-	-	-	-
<b>20</b>	19	-	-	-	-	-
<b>21</b>	22	3	-	-	-	-
<b>22</b>	24	3	-	-	-	-
<hr/>						
						John STRANGE

1 2 3 4 5 6 7 8 9 10 11 12 13 14 15 16  
1 2 3 4 5 6 7 8 9 10 11 12 13 14 15 16

PENALTIES  
SCRUMS

1 2 3 4 5 6 7 8 9 10 11 12 13 14 15 16  
1 2 3 4 5 6 7 8 9 10 11 12 13 14 15 16

# #NRLWKNIGHTSROOSTERS

## MATCH DETAILS

DATE	SUNDAY 11 SEPTEMBER 2022
KICKOFF	1:10PM AEST
VENUE	ALLIANZ STADIUM MOORE PARK NSW / GADIGAL
WATCH	NINE NETWORK & 9NOW FOX LEAGUE & KAYO
LISTEN	ABC SPORT, CHECK GUIDES FOR OTHERS
LIVE BLOG	LEAGUEUNLIMITED.COM

## MATCH OFFICIALS

REFEREE	BELINDA SHARPE
TOUCH JUDGES	TORI WILKIE JAKE SUTHERLAND
NRL BUNKER	CHRIS BUTLER

## HEAD TO HEAD

ALL	1	NEWCASTLE 0 // SYDNEY 1
ALLIANZ	0	FIRST MEETING AT THIS VENUE

## MATCH HISTORY

2021	R3	SYDNEY 28-12	SCG
------	----	--------------	-----

## NEXT MATCH

NEWCASTLE	V ST GEO ILLA, SUN 3:45PM, CENTRAL COAST
SYDNEY	V GOLD COAST, SUN 1:55PM, CENTRAL COAST

MATCH STATS COURTESY OF

**RUGBY LEAGUE**  
project



FREE DELIVERY AUSTRALIA WIDE | NO  
MINIMUM ORDER QUANTITY

CONTACT US



# THE PREVIEW

with Josh Robertson

The third and final NRLW match this weekend is a Sunday afternoon top 2 battle between the Sydney Roosters and Newcastle Knights where a win will put either side clear on top of the ladder.

Coming off a big win, the Sydney Roosters will be confident in continuing their undefeated season following their 34-6 victory over the St George Illawarra Dragons last weekend. The Roosters were in a grind during the first half but in the second half they turned on the excitement as they raced away from the Dragons running in 28 unanswered points.

The Roosters have been the form team of the competition with three big wins over the Eels, Broncos and Dragons scoring at least 30 points across all three contests scoring 100 points across three matches whilst only conceding ten. The defending premiers are looking hard to beat with a solid squad continuing from last season.

Injuries have played havoc with the Roosters side this week with Shaniah Power and Sarah Togatuki have been left out of the 17 although Togatuki is still in the squad so could still play. The Roosters have also lost Jayme Fressard with Jasmine Strange named to make her debut. Pani Hopoate and Otesa Pule will start whilst Chante Temara and Sam Economos come onto the bench.

The Newcastle Knights went through last season without a win but the 2022 season has been a different story with three straight wins including their last gasp 18-16 victory over the Parramatta Eels last weekend. The Knights were impressive in Round 1 against the Broncos though haven't been clinical in their subsequent victories.

Newcastle started the season strongly but they've been scrappy in the next two games only just being able to get past the Titans and the Eels who are yet to get a win this season despite the Eels in particular playing some good football. The Knights have found their struggles since the loss of Hannah Southwell in Round 1 and despite being a lock, she looks to be a key player and the loss of the weapon in attack has hurt.

The Knights have lost Autumn-Rain Stephens-Daily with a knee injury with Kiana Takairangi coming back into the side on the wing. Simone Karpani returns from a rib complaint with Tiana Davidson going to the reserves this week.

**WHO TO WATCH:** Roosters fullback Sam Bremner has slotted into the Roosters squad with ease and looks like she didn't miss any Rugby League. The fullback has been a key attacking weapon for the Tricolours and the addition of that extra threat has made the Roosters the most lethal side of the competition.

It's not too often that a bench player is the player to watch but Caitlin Moran has played at every level of the game despite making a belated debut in the NRLW last weekend. Coming off the bench, Moran possesses the X-Factor that could make or break the contest if the Knights are still in it. The experience at international level makes the Knights star an attacking weapon and coming on the field late in the contest she made a big difference to the Knights last week.

**FAVOURITE:** Both are unbeaten, but the Roosters are favoured for victory here.

**MY TIP:** The Roosters should have too much for the Knights, the tricolours have looked excellent in all three games and the second half they put on the Dragons last week would be putting fear into the competition and the Knights need to improve on their efforts of the past two weeks. The Novocastrians will be in the fight but the Roosters have too much. Roosters by 10.

UNIQUE, SUBTLE AND  
AFFORDABLE.

Find a tee for each NRL team, or contact  
Big T for a bespoke piece of merch.  
TheBiggestTiger@outlook.com





# NSWRL TEAMLISTS & RESULTS

**PLEASE NOTE:** Teamlists may be incomplete or unavailable and are subject to change, along with match details. Visit [nswrl.com.au](http://nswrl.com.au) for more information.

## KNOCK-ON EFFECT NSW CUP - FINALS WEEK 2

### MAJOR SEMI FINAL (1st v Winner Qualifying Final)

#### NEWTOWN JETS v PENRITH PANTHERS

Saturday 10 September 1:00pm, Netstrata Jubilee Stadium, Carlton  
Referee: Darian Furner; Sideline Officials: Liam Nicholls, Nick Beashel; In-goal Judges: Tom Cambourn, Tom Stindl

**NEWTOWN:** 1. Kade Dykes 2. Matt Ikuvalu 3. Mawene Hiroti 4. Kayal Iro 5. Jenson Taumoepeau 6. Billy Magoulias 7. Luke Metcalf 8. Thomas Hazelton 9. Rhys Davies 10. Kurt Dillon 11. Charbel Tasipale 12. Kayne Kalache 13. Jesse Colquhoun 15. Reubenn Rennie 17. Franklin Pele 18. Liam Harris 21. Vincent Rennie 26. Tyla Tamou

**PENRITH:** 1. Charlie Staines 2. Christian Crichton 3. Robert Jennings 4. Thomas Jenkins 5. Sunia Turuva 6. Sean O'Sullivan 7. Kurt Falls 8. Lindsay Smith 9. Soni Luke 10. Eddie Blacker 11. Preston Riki 12. Chris Smith 13. J'maine Hopgood 14. Jack Cole 15. Alec Susino 16. Liam Henry 17. John Faiumu 18. Isaiah Longi

### WEEK 1 FINALS RESULTS

#### QUALIFYING FINAL

**Penrith Panthers (22)** Tries: Logan Cohen 2, Isaiya Katoa, Sam Lane; Goals: Niwhai Puru 3 **def** **North Sydney Bears (14)** Tries: Joshua Wong, Kieran Hayman, Adam Keighran; Goals: Adam Keighran 1 **at St Marys Leagues Stadium**

- Penrith proceed to Major Semi Final, playing Newtown next week.
- Norths proceed to Minor Semi Final, playing Canterbury next week

## JERSEY FLEGG CUP (U21) - FINALS WEEK 2

### MINOR SEMI FINAL (Loser Qualifying Final v Winner Elimination Final)

#### PENRITH PANTHERS v ST GEORGE ILLAWARRA DRAGONS

Saturday 10 September 11:00am, Netstrata Jubilee Stadium, Carlton  
Referee: Jake Sutherland; Sideline Officials: Cameron Mitchell, Luke Heckendorf; In-goal Judges: Brandon Mani, Micheal Ford

**PENRITH:** 1. Isaiah Longi 2. Cody Lawson 3. Samuel Lane 4. William Fakatoumahi 5. Daeon Amituanai 6. Niwhai Puru 7. Keagan Russell-Smith 8. Mavrik Geyer 9. Ryley Smith 10. Bradley Fearnley 11. Zac Lipowicz 12. Ativalu Lisati 13. Hohepa Puru 14. Billy Scott 15. Ilai Tuia 16. Sunita Lotoaniu 17. Harry Hassett 18. Liam Ison 19. Jack Garrod 20. Aston Warwick 21. Mason Teague 22. Tyreece Tonga

**ST GEO ILLA:** 1. Treigh Stewart 2. Alexander Lobb 3. Leonard Skelton 4. Ben Johnson 5. Callum Gromek 6. Zach Herring 7. Braxton Wallace 8. Bryce Magnone 9. Sam Hooper 10. Thomas Phillips 11. Hayden Budd 12. Jackson Shereb 13. Dallas Collins 14. Declan Purcell 15. Nicholas Tsougranis 16. Jacob Webster 17. Toby Couchman 18. Riley Wooden 19. Aaron Johnson 20. Harley Sanchez

### WEEK 1 FINALS RESULTS

#### QUALIFYING FINAL

**Newcastle Knights (22)** Tries: Oryn Keeley, Fletcher Sharpe, James Johnson, Paul Bryan; Goals: Thomas Cant 2, Oryn Keeley 1 **def** **Penrith Panthers (16)** Tries: Cody Lawson 2, Zac Lipowicz, Elone Taufa **at St Marys Leagues Stadium**

- Newcastle proceed to Week 2, face 1st placed Roosters
- Penrith proceed to Week 2, face St George Illawarra

## RON MASSEY CUP GRAND FINAL RESULT

**Hills Bulls (18)** Tries: Henry Raiwalui, Blake Goodman, Taniela Lasalo; Goals: Brad Keighran 3 **def** **Glebe Dirty Reds (12)** Tries: Dylan O'Connor, Jonah Ngaronoa; Goals: Eli Levido 2

### PREMIERS: Hills Bulls

### MINOR SEMI FINAL (Loser Qualifying Final v Winner Elimination Final)

#### NORTH SYDNEY BEARS v CANTERBURY-BANKSTOWN BULLDOGS

Saturday 10 September 5:00pm, Netstrata Jubilee Stadium, Carlton  
Referee: Cameron Paddy; Sideline Officials: Rickey McFarlane, John Woods; In-goal Judges: Paul Eden, Adam Reid

**NORTHS:** 1. Josh Bergamin 2. Ethan King 3. Lalotoa Mata'afa 4. Oliver Gildart 5. Tom Carr 6. Kieran Hayman 7. Sandon Smith 8. Fletcher Baker 9. Thomas Deakin 10. Regan Hughes 11. Jacob Preston 12. Joshua Wong 13. Renouf Atoni 14. Jesse Marschke 15. Ben Thomas 16. Michael Fenn 17. Jordin Leiu

**CANTERBURY:** 1. Creedence Toia 2. Jayden Okunbor 3. Paul Alamoti 4. Jeral Skelton 5. Declan Casey 6. Zach Dockar-Clay 7. Brandon Wakeham 8. Jayden Tanner 9. Ryan Gray 10. Joshua Stuckey 11. Harrison Edwards 12. Jackson Topine 13. Kurtis Morrin 14. Brandon Wakeham 15. Joshua Kalati 16. Bayley Cox 17. Lipoi Hopoi

#### ELIMINATION FINAL

**Canterbury-Bankstown Bulldogs (18)** Tries: Creedence Toia, Brandon Wakeham, Isaac Lumelume; Goals: Brandon Wakeham 3 **def** **Parramatta Eels (6)** Tries: Zac Cini; Goals: Jordan Rankin 1 **at St Marys Leagues Stadium**

- Canterbury proceed to Minor Semi Final, playing Norths next week
- Parramatta are eliminated

### MAJOR SEMI FINAL (1st v Winner Qualifying Final)

#### SYDNEY ROOSTERS v NEWCASTLE KNIGHTS

Saturday 10 September 3:00pm, Netstrata Jubilee Stadium, Carlton  
Referee: Kieren Irons; Sideline Officials: Patrick Mackey, Nathan Loveday; In-goal Judges: Louis Matheson, Blake Williams

**SYDNEY:** 1. Luke Knight 2. Xavier Chatfield-Mooka 3. Jordan Swann 4. Vaiala Tamati 5. Vuate Karawalevu 6. Hugo Savala 7. Jack Mossman 8. Tuku Hau Tapuha 9. Tyler Moriarty 10. Zac Montgomery 11. Phoenix Steinwede 12. Riley Meyn 13. Jack Stringer 15. Connagh Takairangi 16. Xavier Va'a 17. Joshua Bevan 18. Corey Ross 19. Cooper Page-Wilson 20. Michael Coleman

**NEWCASTLE:** 1. Fletcher Sharpe 2. Luke Pietzner 3. Krystian Mapapalangi 4. Jamen Johnson 5. Ethan Ferguson 6. Kurt Donoghoe 7. Mitch Henderson 8. Max Bradbury 9. Riley Jones 10. Callan Burgess 11. Brock Greacen 12. Thomas Cant 13. Jaron Purcell 14. Noah Nailagoliva 15. Paul Bryan 16. Tevita Tolo 17. Myles Martin 18. Lachlan O'Brien 19. Keanu Wainohu-Kemp

#### ELIMINATION FINAL

**St George Illawarra Dragons (26)** Tries: Ben Johnson 2, Alex Lobb, Braxton Wallace, Sam Hooper; Goals: Sam Hooper 3 **def** **Wests Tigers (22)** Tries: Sione Vahu 2, Api Saukuru, Michael Tannous; Goals: Livai Saukuru 3 **at Netstrata Jubilee Stadium**

- St George Illawarra proceed to Week 2, face Penrith
- Wests Tigers eliminated

## SYDNEY SHIELD GRAND FINAL RESULT

**St Marys (36)** Tries: Quinn Ma'aelopa, Mason Iaria, Kaleb Farr, Adam Runchel, Immanuel Tagaloamatua; Goals: Immanuel Tagaloamatua 5, Veta Henry Seumanu 1 **def** **Penrith Brothers (12)** Tries: Lufusi Tapaatoutai, 1 x TBC; Goals: Jermaine Ma'u 2

### PREMIERS: St Marys



# QRL TEAMLISTS & RESULTS

**PLEASE NOTE:** Teamlists may be incomplete or unavailable and are subject to change, along with match details. Visit [nswrl.com.au](http://nswrl.com.au) for more information.

## HOSTPLUS CUP - FINALS WEEK 2

### 1ST SEMI FINAL (Loser 1st Qualifying Final v Winner 1st Elimination Final)

#### BURLEIGH BEARS v CENTRAL QLD CAPRAS

Saturday 10 September 4:10pm, Pizzey Park, Miami

Referee: Jarrod Cole; Sideline Officials: Dan Munroe, Steve Kanowski

**BURLEIGH:** 1. Taine Tuaupiki 2. Dante Lusio 3. Sami Sauiluma 4. Esan Marsters 5. Tony Francis 6. Joshua Rogers 7. Guy Hamilton 8. Nathaniel Peteru 9. Pat Politoni 10. Apiata Noema-Matenga 11. Jacob Allick 12. Hayden Schwass 13. Sam Coster 14. Kea Pere 15. Jayden Sharp 16. Iszac Fa'asumaleau 17. Lochlyn Sheldon 18. Blake Leary

**CAPRAS:** 1. Blake Moore 2. Brendon Roberts 3. Curtis Dansey Smaller 4. Jesse Jennings 5. Cooper Marshall 6. Radean Robinson 7. Jack Madden 8. Bailey Butler 9. Trey Browne 10. Tyler Szepanowski 11. Ethan O'neill 12. Nixon Putt 13. Jamie Hill 14. Harrison Leonard 15. Lachlan Hubner 16. Zev John 17. Mckenzie Yei 18. Aaron Teroi 19. Riley Reid

## WEEK 1 FINALS RESULTS

### ELIMINATION FINAL

**Tweed Seagulls (24)** Tries: Lendon McGrady, Will Brimson, Jamayne Isaako, Scott Galeano, Will Brimson; Goals: Lendon McGrady 2 **def Brisbane Tigers (18)** Tries: Bessie Toomaga, Bernard Gregorius, Jayden Nikorima; Goals: Jonah Pezet 3 **at Piggabeen Sports Complex**

• *Brisbane eliminated -- Tigers proceed to Week 2*

### QUALIFYING FINAL

**Redcliffe Dolphins (22)** Tries: Justin Worley, Valynce Te Whare, Liam Hampson; Goals: Bryce Donovan 5 **def Sunshine Coast Falcons (16)** Tries: Lazarus Vaalepu, Jack Gibbons, Young Tonumaiepa; Goals: Tyson Smoothy 2 **at Sunshine Coast Stadium**

• *Redcliffe proceed to Week 3 -- Sunshine Coast proceed to Week 2*

## HASTINGS DEERING COLTS (U21) - FINALS WEEK 2

### 1ST SEMI FINAL (Loser 1st Qualifying Final v Winner 1st Elimination Final)

#### WYNNUM MANLY SEAGULLS v TWEED SEAGULLS

Saturday 10 September 2:10pm, BMD Kougari Oval, Manly West

Referee: Lachlan Sutton; Sideline Officials: Zac Schwass, Isaac Freeman

**WYNNUM:** 1. Jordan Davies 2. Luke Philp 3. Blake Anders 4. Carsen Huth 5. Jack Bowyer 6. Blake Moore 7. Will Parslow 8. Caius Faatili 9. Shaun Packer 10. Ryan Jackson 11. Ethan Malt 12. Kobe Martin 13. Nathan Ward 14. Sefa Roache-Faimalo 15. Cooper Hewett 16. Zaen Edmonds 17. Felix Faatili

**TWEED:** 1. Jack Field 2. Jotham Russell 3. Caleb Hodges 4. Kaleb Ngamanu 5. Malakhi Donovan 6. Jaylan De Groot 7. Thomas Weaver 8. Ben Liyow 9. Jordan Stewart 10. Jesse Jackson 11. Ryan Foran 12. Solomon Torrens 13. Jack Cullen 14. Tyler Hickey 15. Eli Tuli 16. Khyan Weir 17. Taanei Heu

## WEEK 1 FINALS RESULTS

### ELIMINATION FINAL

**Tweed Seagulls (28)** Tries: Ryan Foran, Jaylan De Groot, Jack Cullen, Khyan Weir, Jesse Jackson; Goals: Thomas Weaver 3, Ryan Foran 1 **def Brisbane Tigers (24)** Tries: Tyrone Gunn-James 2, Gabriel Bartlett, Sione Fainu; Goals: Jude Saldanha 4 **at Piggabeen Sports Complex**

• *Brisbane Tigers eliminated -- Tweed proceed to Week 2, play Wynnum*

### QUALIFYING FINAL

**Townsville Blackhawks (36)** Tries: Thomas Duffy 2, Ragarive Wavik, Zac Laybutt, Jai Hansen, Jordan Kipp, Marly Bitungane; Goals: Dylan White 4 **def Redcliffe Dolphins (20)** Tries: Ali Leiataua 2, Will Cahill, Marcus Spence; Goals: Will Cahill 2 **at Jack Manski Oval**

• *Townsville Blackhawks proceed to Week 3 -- Redcliffe proceed to Week 2, play Falcons*

### 2ND SEMI FINAL (Loser 2nd Qualifying Final v Winner 2nd Elimination Final)

#### SUNSHINE COAST FALCONS v TWEED SEAGULLS

Sunday 11 September 11:00am, Sunshine Coast Stadium, Bokarina

Referee: Wyatt Raymond; Sideline Officials: Marcus Fitzgerald, Nathan Cornick; Video Referee: Tim Rutherford

**FALCONS:** 1. Luke Poiselli 2. Sualauvi Faalogo 3. Grant Anderson 4. Kane Jackson 5. William Warbrick 6. Jack Wright 7. Daniel Atkinson 9. Tyson Smoothy 10. Campbell Duffy 11. Jack Gibbons 12. Jack Howarth 13. Patrice Siolo 14. Sam Burns 15. Lazarus Vaalepu 16. Louis Geraghty 18. Tepai Moeroa 19. Ryan Turner 20. William Tolo

**TWEED:** 1. Lendon McGrady 2. Scott Galeano 3. Treyman Spry 4. Lee Turner 5. Jamayne Isaako 6. Will Brimson 7. Toby Sexton 8. Sam Lisone 9. Braden Robson 10. JJ Collins 11. Reuben Porter 12. Ioane Seiuli 13. Charlie Murray 14. Brent Woolf 15. Lamar Manuel-Lioleava 16. Reece Summer 17. Daniel Ross

### ELIMINATION FINAL

**Central Qld Capras (30)** Tries: Lachlan Hubner 2, Brandon Roberts, Tyler Szepanowski, Bailey Butler; Goals: Trey Browne 4, Blake Moore 1 **def Northern Pride (22)** Tries: Julian Christian 2, Connelly Lemuelu; Goals: Evan Child 5 **at Browne Park**

• *Capras proceed to Week 2 -- Pride eliminated*

### QUALIFYING FINAL

**Norths Devils (20)** Tries: Leivaha Pulu, Kierran Moseley, Tony Tumusa; Goals: Tyrone Roberts 4 **def Burleigh Bears (19)** Tries: Josh Rogers 2, Sami Sauiluma; Goals: Josh Rogers 3; Field Goals: Guy Hamilton 1 **at Pizzey Park**

• *Burleigh proceed to Week 2 -- Norths to Week 3*

### 2ND SEMI FINAL (Loser 2nd Qualifying Final v Winner 2nd Elimination Final)

#### REDCLIFFE DOLPHINS v SUNSHINE COAST FALCONS

Sunday 11 September 1:15pm, Sunshine Coast Stadium, Bokarina

Referee: Nick McEwan; Sideline Officials: Dylan Lawrence, Cameron Wegner

**REDCLIFFE:** 1. Will Cahill 2. William Dobson 3. Jack Aiken 4. Ali Leiataua 5. Marcus Spence 6. Bailey Morgan 7. Connor Williams 8. Otukinekina Kepu 9. Logan Cox 10. Zyon Mai'u 11. Levi Wilson 12. Jacob Laban 13. Rhys Timms 14. Lleyton Finau 15. Demetric Sifakula 17. Izaac Jackson 18. Valingi Kepu 19. Tuhirangi Ratana

**FALCONS:** 1. Lucas Bell 2. Cameron Hanson 3. Mason Peut 4. Taine Couper 5. Jay Lanuto 6. Joseph Lowe 7. Jai Smoothy 9. Danny Heenan 10. Blake Woodford 11. Jayden Taufu 12. Brendan Siebuhr 13. Sam Reid 14. Ngiyaani Waters 15. Jayden Zanchetta 16. Blake Ginman 17. Garlen Peace 18. Jack Underhill

### ELIMINATION FINAL

**Sunshine Coast Falcons (40)** Tries: Lucas Bell 2, Brendan Siebuhr, Cameron Hanson, Joseph Lowe, Blake Ginman; Goals: Jai Smoothy 8 **def Mackay Cutters (20)** Tries: Alfie Schultz, Hugh Arthur, Jordan Hill, Brenton Baira; Goals: Brenton Baira 2 **at Sunshine Coast Stadium**

• *Falcons proceed to Week 2, play Redcliffe -- Mackay Cutters eliminated*

### QUALIFYING FINAL

**Central Qld Capras (24)** Tries: Owen Pattie, Peyton Jenkins, Thallon Peters, Jeremy McLachlan; Goals: Peyton Jenkins 4 **def Wynnum Manly Seagulls (20)** Tries: Felix Faatili 2, Ethan Malt, Blake Moore; Goals: Jack Bowyer 2 **at Browne Park**

• *Wynnum proceed to Week 2, play Tweed -- Central Qld Capras proceed to Week 3*

# 2022 NRLW DRAW

## ROUND 1

Sat 20 Aug 22	13:00	Parramatta	Sydney Roosters	CommBank Stadium*	16 - 38
Sun 21 Aug 22	12:00	St George Illawarra	Gold Coast	WIN Stadium*	26 - 12
	18:10	Newcastle	Brisbane	McDonald Jones Stadium*	32 - 14

All fixture times listed in AET  
(NSW/VIC/ACT local time)

## ROUND 2

Sat 27 Aug 22	13:10	Brisbane	Sydney Roosters	Suncorp Stadium	8 - 28
Sun 28 Aug 22	12:00	Parramatta	St George Illawarra	CommBank Stadium*	10 - 16
	18:10	Gold Coast	Newcastle	Cbus Super Stadium*	12 - 16

\* indicates aligned with NRL mens fixture

All match dates, times and venues are subject to change.

## ROUND 3

Fri 2 Sep 22	17:40	Sydney Roosters	St George Illawarra	Allianz Stadium*	34 - 6
Sat 3 Sep 22	13:10	Brisbane	Gold Coast	Moreton Daily Stadium	22 - 4
Sun 4 Sep 22	12:00	Newcastle	Parramatta	McDonald Jones Stadium*	18 - 16

## ROUND 4

Sat 10 Sep 22	13:05	Gold Coast	Parramatta	AAMI Park, Melbourne*	
	14:50	Brisbane	St George Illawarra	AAMI Park, Melbourne*	
Sun 11 Sep 22	13:10	Newcastle	Sydney Roosters	Allianz Stadium*	

## ROUND 5

Sun 18 Sep 22	12:05	Brisbane	Parramatta	Central Coast Stadium	
	13:55	Gold Coast	Sydney Roosters	Central Coast Stadium	
	15:45	St George Illawarra	Newcastle	Central Coast Stadium	

## 2022 NRLW TELSTRA PREMIERSHIP FINALS SERIES

### SEMI FINALS

SF 1	1ST	4TH	Suncorp Stadium
SF 2	2ND	3RD	Suncorp Stadium

### GRAND FINAL

Sun 02 Oct 22	W SF 1	W SF 2	Accor Stadium*
---------------	--------	--------	----------------

## MONDAY'S EXPERT

The key info in one spot

At the end of each NRL round, get all the match info, judiciary news, our POTY standings, crowd data and ratings info as it comes to hand - all in one place on [LeagueUnlimited.com](http://LeagueUnlimited.com)



[www.rugbyleagueproject.org](http://www.rugbyleagueproject.org)

# RUGBY LEAGUE project



# 2022 NRL DRAW

## ROUND 1

Thu	10 Mar 22	20:05	Penrith	Manly	BlueBet	28 - 6
Fri	11 Mar 22	18:00	Canberra	Cronulla	GIO	24 - 19
Fri	11 Mar 22	20:05	Brisbane	Souths	Suncorp	11 - 4
Sat	12 Mar 22	15:00	Sydney	Newcastle	SCG	6 - 20
Sat	12 Mar 22	17:30	Warriors	St Geo Illa	Sun. Coast	16 - 28
Sat	12 Mar 22	19:35	W Tigers	Melbourne	CommBank	16 - 26
Sun	13 Mar 22	16:05	Parramatta	Gold Coast	CommBank	32 - 28
Sun	13 Mar 22	18:15	North Qld	Canterbury	Qld C.B.	4 - 6

## ROUND 2

Thu	17 Mar 22	20:05	Melbourne	Souths	AAMI	15 - 14*
Fri	18 Mar 22	18:00	St Geo Illa	Penrith	Netstrata	16 - 20
Fri	18 Mar 22	20:05	Sydney	Manly	SCG	26 - 12
Sat	19 Mar 22	15:00	Gold Coast	Warriors	Cbus Super	20 - 18
Sat	19 Mar 22	17:30	Cronulla	Parramatta	PointsBet	18 - 16
Sat	19 Mar 22	19:35	North Qld	Canberra	Qld C.B.	26 - 6
Sun	20 Mar 22	16:05	Newcastle	W Tigers	McD Jones	26 - 4
Sun	20 Mar 22	18:15	Canterbury	Brisbane	Accor	10 - 16

## ROUND 3 - MULTICULTURAL ROUND

Thu	24 Mar 22	20:05	St Geo Illa	Cronulla	WIN	12 - 36
Fri	25 Mar 22	18:00	W Tigers	Warriors	C'town	12 - 16
Fri	25 Mar 22	20:05	Souths	Sydney	Accor	28 - 16
Sat	26 Mar 22	15:00	Penrith	Newcastle	Carrington	38 - 20
Sat	26 Mar 22	17:30	Melbourne	Parramatta	AAMI	24 - 28*
Sat	26 Mar 22	19:35	Canberra	Gold Coast	GIO	24 - 22
Sun	27 Mar 22	16:05	Brisbane	North Qld	Suncorp	12 - 38
Sun	27 Mar 22	18:15	Manly	Canterbury	4 Pines	13 - 12

## ROUND 4

NOTE: Eastern Daylight Saving Time ended in Australia Sun 03 Apr 2:00am

Thu	31 Mar 22	20:05	Gold Coast	W Tigers	Cbus Super	8 - 6
Fri	01 Apr 22	18:00	Cronulla	Newcastle	PointsBet	18 - 0
Fri	01 Apr 22	20:05	Penrith	Souths	BlueBet	26 - 12
Sat	02 Apr 22	15:00	Warriors	Brisbane	Redcliffe	20 - 6
Sat	02 Apr 22	17:30	Manly	Canberra	Mudgee	25 - 6
Sat	02 Apr 22	19:35	North Qld	Sydney	Qld C.B.	28 - 4
Sun	03 Apr 22	16:05	Melbourne	Canterbury	AAMI	44 - 0
Sun	03 Apr 22	18:15	Parramatta	St Geo Illa	CommBank	48 - 14

## ROUND 5

Thu	07 Apr 22	19:50	Newcastle	Manly	McD Jones	6 - 30
Fri	08 Apr 22	18:00	Warriors	North Qld	Redcliffe	25 - 24*
Fri	08 Apr 22	19:55	Brisbane	Sydney	Suncorp	20 - 24
Sat	09 Apr 22	15:00	Canberra	Melbourne	Wagga	16 - 30
Sat	09 Apr 22	17:30	Souths	St Geo Illa	Accor	24 - 12
Sat	09 Apr 22	19:35	Gold Coast	Parramatta	Cbus Super	20 - 26
Sun	10 Apr 22	16:05	Cronulla	W Tigers	Pointsbet	30 - 4
Sun	10 Apr 22	18:15	Canterbury	Penrith	CommBank	12 - 32

## ROUND 6 - EASTER

Thu	14 Apr 22	19:50	Canberra	North Qld	GIO	12 - 18
Fri	15 Apr 22	18:00	Souths	Canterbury	Stadium	36 - 16
Fri	15 Apr 22	19:55	Penrith	Brisbane	Bluebet	40 - 12
Sat	16 Apr 22	17:30	Manly	Gold Coast	4 Pines	26 - 18
Sat	16 Apr 22	19:35	Melbourne	Cronulla	AAMI Park	34 - 18
Sun	17 Apr 22	14:00	Sydney	Warriors	SCG	22 - 14
Sun	17 Apr 22	16:05	St Geo Illa	Newcastle	WIN	21 - 16
Mon	18 Apr 22	16:00	Parramatta	W Tigers	CommBank	20 - 21

## ROUND 7 - ANZAC ROUND

Thu	21 Apr 22	19:50	Cronulla	Manly	Pointsbet	34 - 22
Fri	22 Apr 22	19:55	Brisbane	Canterbury	Suncorp	34 - 14
Sat	23 Apr 22	17:30	North Qld	Gold Coast	Qld C.B.	30 - 4
Sat	23 Apr 22	19:35	W Tigers	Souths	CommBank	23 - 22
Sun	24 Apr 22	14:00	Newcastle	Parramatta	McD Jones	2 - 39
Sun	24 Apr 22	16:05	Penrith	Canberra	Bluebet	36 - 6
Mon	25 Apr 22	16:00	St Geo Illa	Sydney	SCG	14 - 12
Mon	25 Apr 22	19:00	Melbourne	Warriors	AAMI Park	70 - 10

## ROUND 8

Thu	28 Apr 22	19:50	Brisbane	Cronulla	Suncorp	16 - 7
Fri	29 Apr 22	18:00	Gold Coast	Penrith	Cbus Super	4 - 18
Fri	29 Apr 22	19:55	Souths	Manly	Cen. Coast	40 - 22
Sat	30 Apr 22	15:00	Warriors	Canberra	Redcliffe	21 - 20*
Sat	30 Apr 22	17:30	Canterbury	Sydney	Accor	16 - 12
Sat	30 Apr 22	19:35	Parramatta	North Qld	Darwin	4 - 35
Sun	01 May 22	14:00	Newcastle	Melbourne	McD Jones	2 - 50
Sun	01 May 22	16:05	St Geo Illa	W Tigers	WIN	12 - 6

## ROUND 9

Thu	05 May 22	19:50	Souths	Brisbane	Accor	12 - 32
Fri	06 May 22	18:00	Canberra	Canterbury	GIO	14 - 4
Fri	06 May 22	19:55	Penrith	Parramatta	Bluebet	20 - 22
Sat	07 May 22	15:00	Manly	W Tigers	4 Pines	36 - 22
Sat	07 May 22	17:30	Sydney	Gold Coast	Mackay	44 - 16
Sat	07 May 22	19:35	North Qld	Newcastle	Qld C.B.	36 - 16
Sun	08 May 22	14:00	Melbourne	St Geo Illa	AAMI Park	42 - 6
Sun	08 May 22	16:05	Cronulla	Warriors	Pointsbet	29 - 10

## ROUND 10 - MAGIC ROUND BRISBANE

Fri	13 May 22	18:00	Canterbury	Newcastle	Suncorp	6 - 16
Fri	13 May 22	20:05	Manly	Brisbane	Suncorp	0 - 38
Sat	14 May 22	15:00	Warriors	Souths	Suncorp	30 - 32
Sat	14 May 22	17:30	Gold Coast	St Geo Illa	Suncorp	20 - 16*
Sat	14 May 22	19:45	Melbourne	Penrith	Suncorp	6 - 32
Sun	15 May 22	13:50	Cronulla	Canberra	Suncorp	10 - 30
Sun	15 May 22	16:05	Sydney	Parramatta	Suncorp	31 - 24
Sun	15 May 22	18:25	W Tigers	North Qld	Suncorp	12 - 36

## ROUND 11

Thu	19 May 22	19:50	Newcastle	Brisbane	McD Jones	12 - 36
Fri	20 May 22	18:00	W Tigers	Canterbury	Leichhardt	36 - 22
Fri	20 May 22	19:55	Parramatta	Manly	CommBank	22 - 20
Sat	21 May 22	15:00	St Geo Illa	Warriors	Netstrata	24 - 18
Sat	21 May 22	17:30	North Qld	Melbourne	Qld C.B.	36 - 6
Sat	21 May 22	19:35	Sydney	Penrith	SCG	12 - 32
Sun	22 May 22	14:00	Souths	Canberra	Dubbo	12 - 32
Sun	22 May 22	16:05	Gold Coast	Cronulla	Cbus Super	18 - 25

## ROUND 12 - INDIGENOUS ROUND

Thu	26 May 22	19:50	Melbourne	Manly	AAMI Park	28 - 8
Fri	27 May 22	18:00	Penrith	North Qld	Bluebet	22 - 0
Fri	27 May 22	19:55	Brisbane	Gold Coast	Suncorp	35 - 24
Sat	28 May 22	15:00	Warriors	Newcastle	Redcliffe	16 - 24
Sat	28 May 22	17:30	Souths	W Tigers	Accor	44 - 18
Sat	28 May 22	19:35	Cronulla	Sydney	Pointsbet	16 - 36
Sun	29 May 22	14:00	Canterbury	St Geo Illa	Belmore	24 - 34
Sun	29 May 22	16:05	Canberra	Parramatta	GIO	20 - 28

## ROUND 13

Thu	02 Jun 22	19:50	Gold Coast	North Qld	Cbus Super	6 - 32
Fri	03 Jun 22	19:55	Penrith	Canterbury	Bluebet	30 - 18
Sat	04 Jun 22	19:35	Manly	Warriors	4 Pines	44 - 12
Sun	05 Jun 22	16:05	Canberra	Sydney	GIO	22 - 16

Byes: Brisbane, Cronulla, Melbourne, Newcastle, Parramatta, St Geo Illa, Souths, W Tigers

STATE OF ORIGIN I - WED 8 JUN (Accor, Sydney) QLD 16 NSW 10

## ROUND 14

Fri	10 Jun 22	19:55	North Qld	St Geo Illa	Qld C.B.	31 - 12
Sat	11 Jun 22	15:00	Gold Coast	Souths	Cbus Super	16 - 30
Sat	11 Jun 22	17:30	Sydney	Melbourne	SCG	18 - 26
Sat	11 Jun 22	19:35	Brisbane	Canberra	Suncorp	24 - 18
Sun	12 Jun 22	14:00	W Tigers	Manly	C'town	4 - 30
Sun	12 Jun 22	16:05	Newcastle	Penrith	McD Jones	6 - 42
Sun	12 Jun 22	18:15	Warriors	Cronulla	Redcliffe	16 - 38
Mon	13 Jun 22	16:00	Canterbury	Parramatta	Accor	34 - 4

## ROUND 15

Thu	16 Jun 22	19:50	St Geo Illa	Souths	WIN	32 - 12
Fri	17 Jun 22	18:00	Manly	North Qld	4 Pines	26 - 28
Fri	17 Jun 22	19:55	Melbourne	Brisbane	AAMI Park	32 - 20
Sat	18 Jun 22	15:00	Cronulla	Gold Coast	Coffs Hbr.	18 - 10
Sat	18 Jun 22	17:30	Warriors	Penrith	Redcliffe	6 - 40
Sat	18 Jun 22	19:35	Parramatta	Sydney	CommBank	26 - 16
Sun	19 Jun 22	14:00	Canberra	Newcastle	GIO	20 - 18
Sun	19 Jun 22	16:05	Canterbury	W Tigers	CommBank	36 - 12

WOMEN'S ORIGIN: Fri 24 Jun (GIO) NSW 20 QLD 14

TEST (W): Sat 25 Jun (Mt Smart) NZ 50 TONGA 12

TEST (M): Sat 25 Jun (Mt Smart) NZ 26 TONGA 6

TEST (M): Sat 25 Jun (Campbelltown) SAMOA 42 COOK IS. 14

TEST (M): Sat 25 Jun (Campbelltown) PNG 24 FIJI 14

STATE OF ORIGIN II - Sun 26 Jun (Optus) NSW 44 QLD 12

## ROUND 16 - BEANIES ROUND

Thu	30 Jun 22	19:50	Manly	Melbourne	4 Pines	36 - 30
Fri	01 Jul 22	18:00	Newcastle	Gold Coast	McD Jones	38 - 12
Fri	01 Jul 22	19:55	Penrith	Sydney	Bluebet	26 - 18
Sat	02 Jul 22	15:00	Canterbury	Cronulla	CommBank	6 - 18
Sat	02 Jul 22	17:30	North Qld	Brisbane	Qld C.B.	40 - 26
Sat	02 Jul 22	19:35	Souths	Parramatta	Accor	30 - 12
Sun	03 Jul 22	14:00	Warriors	W Tigers	Mt Smart	22 - 2
Sun	03 Jul 22	16:05	St Geo Illa	Canberra	WIN	12 - 10

## ROUND 17

Thu	07 Jul 22	19:50	Cronulla	Melbourne	Pointsbet	28 - 6
Fri	08 Jul 22	19:55	Newcastle	Souths	McD Jones	28 - 40
Sat	09 Jul 22	19:35	W Tigers	Parramatta	Leichhardt	20 - 28
Sun	10 Jul 22	16:05	Brisbane	St Geo Illa	Suncorp	32 - 18

Byes: Canberra, Canterbury, Gold Coast, Manly, North Qld, Penrith, Sydney, Warriors

STATE OF ORIGIN II - WED 13 JUL (Suncorp, Brisbane) QLD 22 NSW 12

## ROUND 18

Fri	15 Jul 22	18:00	North Qld	Cronulla	Qld C.B.	12 - 26
Fri	15 Jul 22	19:55	Parramatta	Warriors	CommBank	28 - 18
Sat	16 Jul 22	15:00	Sydney	St Geo Illa	Cen. Coast	54 - 26
Sat	16 Jul 22	17:30	Manly	Newcastle	4 Pines	42 - 12
Sat	16 Jul 22	19:35	Gold Coast	Brisbane	Cbus Super	12 - 16
Sun	17 Jul 22	14:00	W Tigers	Penrith	CommBank	16 - 18
Sun	17 Jul 22	16:05	Melbourne	Canberra	AAMI Park	16 - 20
Sun	17 Jul 22	18:15	Canterbury	Souths	Accor	28 - 36

## ROUND 19

Thu	21 Jul 22	19:50	Parramatta	Brisbane	CommBank	14 - 36
Fri	22 Jul 22	18:00	St Geo Illa	Manly	Netstrata	20 - 6
Fri	22 Jul 22	19:55	Newcastle	Sydney	McD Jones	12 - 42
Sat	23 Jul 22	15:00	Canberra	Warriors	GIO	26 - 14
Sat	23 Jul 22	17:30	Penrith	Cronulla	Bluebet	20 - 10
Sat	23 Jul 22	19:35	Souths	Melbourne	Accor	24 - 12
Sun	24 Jul 22	14:00	Canterbury	Gold Coast	CommBank	36 - 26
Sun	24 Jul 22	16:05	North Qld	W Tigers	Qld C.B.	27 - 26

## ROUND 20 - WOMEN IN LEAGUE ROUND

Thu	28 Jul 22	19:50	Manly	Sydney	4 Pines	10 - 20
Fri	29 Jul 22	18:00	Warriors	Melbourne	Mt Smart	12 - 24
Fri	29 Jul 22	19:55	Parramatta	Penrith	CommBank	34 - 10
Sat	30 Jul 22	15:00	Gold Coast	Canberra	Cbus Super	24 - 36
Sat	30 Jul 22	17:30	Cronulla	Souths	Pointsbet	21 - 20*
Sat	30 Jul 22	19:35	Brisbane	W Tigers	Suncorp	18 - 32
Sun	31 Jul 22	14:00	Newcastle	Canterbury	McD Jones	10 - 24
Sun	31 Jul 22	16:05	St Geo Illa	North Qld	Netstrata	8 - 34

## ROUND 21

Thu	04 Aug 22	19:50	Sydney	Brisbane	SCG	34 -
-----	-----------	-------	--------	----------	-----	------





JOIN THE CONVERSATION  
**@LEAGUEUNLIMITED**

**L.U.**

# THE FRONT ROW FORUMS

AUSTRALIA'S BIGGEST  
RUGBY LEAGUE DISCUSSION BOARDS

[forums.leagueunlimited.com](http://forums.leagueunlimited.com)

**THERE IS NO OFF-SEASON**