

The



LEAGUE
UNLIMITED



FRONT ROW

ORIGIN II 2021

WOMEN'S ORIGIN 2021

VOLUME 2 · ISSUE 16

FORGONE CONCLUSION?

IS ORIGIN BECOMING AS PREDICTABLE AS THE NRL?

PLUS

*THE NUMBERS GAME: CLOSE CONTESTS
IN THE NRL A THING OF THE PAST?*

INSIDE: Men's & Women's Origin programme with squad lists, previews & head to head stats, NRL Round 15 reviewed



JOIN THE CONVERSATION
@LEAGUEUNLIMITED



LEAGUEUNLIMITED.COM


AUSTRALIA'S LEADING INDEPENDENT RUGBY LEAGUE WEBSITE

THERE IS NO OFF-SEASON

LU HOME NEWS COMPETITIONS & STATS QUICK LINKS FORUMS LIVE

Match Centre: Round 1 Next Round >


Thu 8:00PM Storm vs Rabbitohs Match Centre	Fri 6:00PM Knights vs Bulldogs Match Centre	Fri 8:00PM Broncos vs Eels Match Centre	Sat 3:00PM Warriors vs Titans Match Centre	Sat 5:30PM Roosters vs Sea Eagles Match Centre	Sat 7:30PM Panthers vs Cowboys Match Centre	Sun 4:00PM Raiders vs Wests Tigers Match Centre	Sun 6:15PM D... vs S... Match Centre
--	---	---	--	--	---	---	--



Warriors to stay in Australia til June

VODAFONE Warriors CEO Cameron George has today confirmed the club has been forced to extend the NRL team's stay in Australia until June 21.

6 Mar 2021 9:59AM



NRL issues breach notices to t Raiders players

THE NRL has issued both Corey Horsburgh and Corey Harawata with breach notices.

6 Mar 2021 12:03PM

Latest News

2021 NRL Season Previews

THROUGHOUT February and March, our dedicated team of writers and contributors have been busy previewing each of the 16 NRL clubs - with just days to go before the season kicks off, get access to the reviews right now in one easy spot!

8 Mar 2021 1:50PM | LeagueUnlimited Team

2021 NRL Season Previews

6 hours ago | LeagueUnlimited Team

RESULTS: 2021 QRL U18 Auswide Bank Mat Meninga Cup Round 1

26 hours ago | LeagueUnlimited Media

MELBOURNE **0 STORM** VS **0 RABBITOHS** SOUTH SYDNEY

Pre Match **0:00**

8:05pm Thu March 11, 2021
Round 1 - AAMI Park

#NRLStormSouths

PRE-MATCH TEAMS PLAY BY PLAY SCORERS WRAP UP

Round 1:

Form Guide	Upcoming Games	Form Guide	Upcoming Games
Yet to play this season	Round 2 Bankwest Stadium V	Yet to play this season	Round 2 Lottoland V
	Round 3 Panthers Stadium V		Round 3 Stadium Australia V
	Round 4 AAMI Park V		Round 4 Stadium Australia V
	Round 5 HBF Park V		Round 5 Stadium Australia V

What's inside

THE FRONT ROW - VOL 2 ISSUE 16

From the editor	3
Feature What's the Point(s)?	4-6
NRL Ladder, Stats Leaders. POTY standings	8
GAME DAY · Women's & Men's Origins	9-15
LU Team Tips	9
FRI Women's Origin - QLD v NSW	10-11
SUN Men's Origin II - QLD v NSW	12-13
Men's Origin Preview	14-15
NSWRL Teamlists	16
Knock-On Effect NSW Cup R2	16
Ron Massey Cup R2	16
Sydney Shield R2	16
UK Watch	17
NRL Round 15 Wrap	18-21
Match Centre: NSWRL & QRL results	22-23
NRL Match Review & Judiciary - Round 15	23
2021 NRL Draw	24-25

From the editor

Tim Costello

Bit of an empty feeling this week, isn't it?

While there's plenty of excitement around the Women's and Men's Origin matches coming up this weekend, the lack of NRL leaves something to be desired.

It's exacerbated this year by the lack of Test matches filling the gap on Saturday - in previous years New Zealand have been in action together with double- or triple-header Pacific Tests. Understanding the circumstances as to why they're not being played, it's still a source of frustration to not see International footy being played in the lead-up to an expected World Cup later in the year.

This week's features are of course the two Origin matches. We have the program with in-depth previews for both. We've also got a statistical analysis into the blowout scorelines this year and ponder the question of where the game is headed as a result of such drastic changes to the fabric of the game.

Whether you're a Blues fan, a Maroons fan or looking on from the sideline as a neutral - good luck to your team this weekend. Happy reading!



The FRONT ROW ACKNOWLEDGEMENTS

We'd like to thank RugbyLeagueProject.org for their support and use of various statistics throughout this publication.

Magazine content originally appears on LeagueUnlimited.com © 2021 unless otherwise noted. Interested in advertising with The Front Row or LeagueUnlimited.com, or just want to provide feedback? Contact us by email media@leagueunlimited.com

MANAGERS

EDITOR

CONTRIBUTORS

Steven Williams & Coby Delaney
Tim Costello
Andrew Ferguson
Rick Edgerton
Josh Robertson
Robert Crosby
Andrew Jackson
Adam Huxtable
Justin Davies
Sam Bourke
Shawn Dollin

WHAT'S THE POINT(S)?

THE NRL'S RULE CHANGES HAVE CHANGED THE GAME. IS IT FOREVER?

It's abundantly clear that point scoring has become remarkably easier for most teams in 2021 and nearly all of it can be attributed to the plethora of ad-hoc rule changes introduced since the NRL resumed from its covid-induced lockdown in 2020.

Set restarts, cutting back to one referee, reduction in scrums and penalties leading to an increase in fatigue, head injury assessment changes, sin-bins for every contact near the head are among the most prolific rule changes which have all played a major role in points being scored more prolifically than in recent years.

But how prolific is it? Some believe it's just teething pains that will shortly pass, some suggest these changes are not impacting the fabric of the game any more than limited tackles and the introduction of the 10 metre rule. Others believe the scoring levels are unprecedented.

The average score for the winning team in 2021 is sitting at 32.23 points (as at the end of Round 15), which makes it the third highest behind 2001 (32.94) and 2002 (32.77).

The average margin in 2021 currently sits at 18.56 points per game, which ranks second behind the 1935 season, which had an average margin of 19.49 points per game (in the era of 3 point tries). 1935 though has always been an outlier when it comes to point scoring,

as it was the year Sir Donald Bradman was labelled 'The Dave Brown' of Cricket.

Year	Winners avg score p/g	Losers avg score p/g	Avg margin
1998	27.99	12.35	15.64
1999	28.83	12.65	16.18
2000	28.72	13.58	15.14
2001	32.94	16.17	16.77
2002	32.77	15.47	17.30
2003	31.02	16.56	14.46
2004	32.06	15.70	16.36
2005	31.44	15.47	15.97
2006	28.80	14.59	14.21
2007	28.45	13.94	14.52
2008	28.99	13.94	15.06
2009	28.16	13.52	14.64
2010	28.05	14.13	13.92
2011	26.07	12.82	13.25
2012	27.51	13.51	14.00
2013	28.12	12.86	15.26
2014	27.83	13.50	14.33
2015	27.08	13.50	13.59
2016	27.86	13.87	13.99
2017	26.90	13.84	13.05
2018	26.62	13.94	12.69
2019	26.57	12.78	13.79
2020	28.77	13.57	15.21
2021*	32.23	13.67	18.56

*As at the end of Round 15

Those numbers show just how lopsided the scores are in 2021.

If we look at the impact on scoring of other major rule changes, such as the move to limited tackles in 1967 (4 tackle rule)

Year	Winners avg score p/g	Losers avg score p/g	Avg margin
1965	18.67	7.94	10.72
1966	19.47	9.20	10.27
1967	19.29	9.33	9.96
1968	19.73	10.00	9.73
1969	20.69	10.73	9.96

It's tricky to determine if these increases in scoring are due to the 4 tackle rule, or the introduction of 2 new teams. History shows that point scoring does increase noticeably in the first 1-2 years of a new team's existence. What is evident is that scoring didn't blow out significantly.

Let's look at when the 6 tackle rule was introduced in 1971.

Year	Winners avg score p/g	Losers avg score p/g	Avg margin
1969	20.69	10.73	9.96
1970	21.44	10.75	10.68
1971	22.13	10.93	11.20
1972	23.41	11.07	12.34
1973	21.01	9.57	11.44
1974	21.97	9.99	11.99
1975	21.43	10.52	10.91

Scoring increased slightly as did margins. Against what is tricky here is that in the few years of the 4 tackle rule we saw an insane spike in field goals being kicked. At the time, field goals were worth two points. The introduction of the 6 tackle rule coincided with the value of field goals being reduced to 1 point. Regardless, scoring didn't blow out in any way.

The impact of increasing the value of tries from 3 points to 4 in 1983.

Year	Winners avg score p/g	Losers avg score p/g	Avg margin
1981	20.38	9.68	10.71
1982	22.16	9.81	12.35
1983	26.59	12.37	14.23
1984	22.20	9.91	12.30
1985	23.28	9.85	13.42
1986	22.23	9.96	12.27

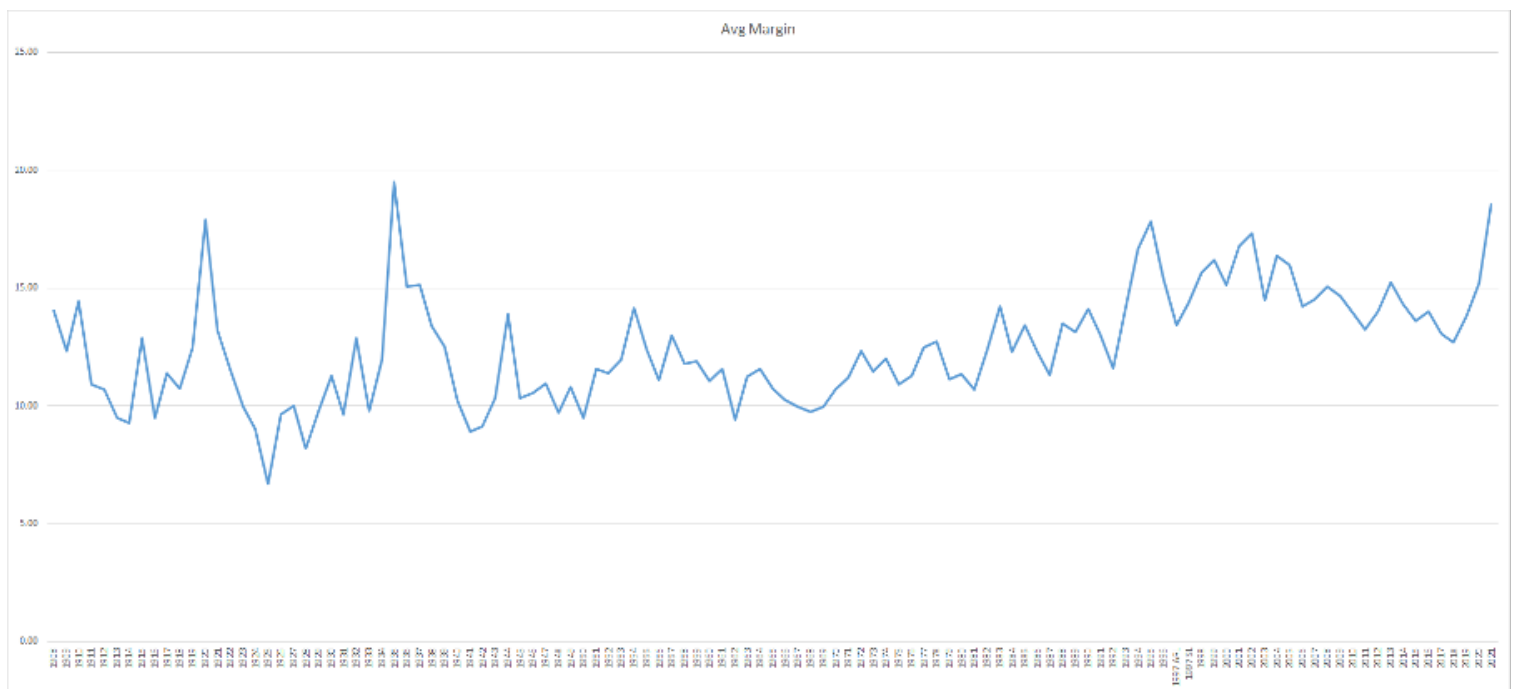
We can see a huge and very noticeable increase in 1983, however everything went straight back to pre-1983 levels the very next year. It's worth noting that the increase in 1982 was due to the introduction of Canberra and Illawarra, the former of which had one of the worst seasons in the game's history. 1983 was also the last year of existence for Newtown.

In 1993, the year began with essentially an 8 metre rule and early into the season this was expanded to 10 metres.

Year	Winners avg score p/g	Losers avg score p/g	Avg margin
1990	23.93	9.81	14.12
1991	24.20	11.17	13.02
1992	22.32	10.70	11.62
1993	24.03	9.79	14.24
1994	28.76	12.11	16.65

Another tricky period as the game underwent major changes in this period. 1990 saw the salary cap in its first season, as well as the implementation of the short-lived draft, which had shaken up every club's roster. 1991 saw the interchange rule introduced that allowed every team to have 4 players on the bench that they could use in a game. 1993 saw a very similar crack down on high tackles to what has just been revitalised in the NRL in the past few weeks. We can't read much into this data, nor can we genuinely see its impact in 1995 or 1996 given there had been 4 new teams introduced and they all received their fair share of heavy losses over their first 2 seasons. Also introduced in 1996 was the controversial unlimited interchange rule, which wasn't amended until 2001.

continued next page >



The big difference between these past rule changes and the current crop is that there have been no other major impacts on the game prior to these recent changes (such as new teams introduced, major changes impacting how clubs are governed or managed their squads etc).

From 2011 to 2019 scoring and margins had been relatively stable and been largely trending towards smaller margins and slightly less points being scored.

2020 saw the winners score 2.2 more points per game than in 2019 and that has increased by a further 3.46 points per game this year. Combined, that's an increase of almost an extra converted try per game for the winners. These numbers are comparable with the increases in 1992-94, which saw a significant amount of major changes to the game, on and off the field.

What is noticeable is that since that increase in 1994, scoring levels had remained at that level ever since, albeit for a brief 5 year spike in 2001-05.

How do the margins in 2021 compare to those of the past? Let the graph above answer that question.

The upward spike is accelerating after the upward trend set in 2020, something we haven't seen since 2 of the all-time worst teams in Annandale and University both competed in the 1920 season (the only time they both appeared in the same year), the insane and

unrivalled performances of Dave Brown in 1935 and Balmain and Newtown flogging everyone in 1944 (they were the only teams with a points differential greater than +3). This is the first time that an accelerating upward spike in scoring is predominantly due to rule changes and not to freak anomalies.

So if this is teething pain, what is the end goal? To have 32 or more points being scored per game on average? To have the winning margin of games set at an average of 3 converted tries or more? If so why?

How is this conducive to a better product? Surely a closer contest that brings unpredictability to the competition is what keeps people glued to the game. Surely having games go down to the wire is what keeps bums on seats and eyeballs on screens longer?

How does doing the opposite of those help the game? We've now had 15 Rounds this year with zero signs that games are getting closer.

From 2016 to 2019 we had at least 33.33% of games per year decided by 6 points or less. In 2020 that dropped to 30.77% and so far in 2021 it's dropped significantly further to 22.41%.

The close contest is disappearing rapidly and in its place is an abundance of points of being scored. What's the point?

Missed an issue of **THE FRONT ROW?**

All back-issues of our digital edition are available
FREE online at leagueunlimited.com/the-front-row



PREMIERSHIP LADDER

2021 NRL Telstra Premiership after Round 15

RUGBY LEAGUE project

Pos	Team	Overall										Home						Away						
		P	W	L	D	B	F	A	Pts	PD	P	W	L	D	F	A	PD	P	W	L	D	F	A	PD
1	Melbourne	15	13	2	-	-	538	194	26	344	8	8	-	-	298	110	188	7	5	2	-	240	84	156
2	Penrith	15	13	2	-	-	456	145	26	311	8	8	-	-	234	58	176	7	5	2	-	222	87	135
3	Parramatta	15	12	3	-	-	436	234	24	202	8	6	2	-	215	116	99	7	6	1	-	221	118	103
4	South Sydney	14	11	3	-	1	387	282	24	105	7	5	2	-	153	172	-19	7	6	1	-	234	110	124
5	Sydney	14	9	5	-	1	391	269	20	122	7	6	1	-	228	110	118	7	3	4	-	163	159	4
6	Manly	14	8	6	-	1	371	306	18	65	6	4	2	-	192	128	64	8	4	4	-	179	178	1
7	St George Illawarra	15	7	8	-	-	321	332	14	-11	7	4	3	-	184	136	48	8	3	5	-	137	196	-59
8	Cronulla	14	6	8	-	1	278	322	14	-44	7	4	3	-	162	112	50	7	2	5	-	116	210	-94
9	North Queensland	14	6	8	-	1	288	409	14	-121	8	5	3	-	190	203	-13	6	1	5	-	98	206	-103
10	Canberra	14	5	9	-	1	277	343	12	-66	7	2	5	-	155	189	-34	7	3	4	-	122	154	-32
11	Warriors	14	5	9	-	1	287	357	12	-70	7	3	4	-	135	161	-26	7	2	5	-	152	196	-44
12	Newcastle	15	6	9	-	-	241	372	12	-131	8	4	4	-	127	178	-51	7	2	5	-	114	194	-80
13	Gold Coast Titans	15	5	10	-	-	342	436	10	-94	8	3	5	-	204	251	-47	7	2	5	-	138	185	-47
14	Wests Tigers	15	5	10	-	-	308	440	10	-132	8	3	5	-	188	228	-40	7	2	5	-	120	212	-92
15	Canterbury	14	2	12	-	1	172	402	6	-230	6	1	5	-	74	176	-102	8	1	7	-	98	226	-128
16	Brisbane	15	3	12	-	-	232	482	6	-250	6	2	4	-	100	158	-58	9	1	8	-	132	324	-192

STATS LEADERS

2021 NRL Telstra Premiership after Round 15

Top Tryscorer

Rank	Player	Team	Position(s)	P	T
1	Alex JOHNSTON	SOU	FB, W	14	17
2	Josh ADDO-CARR	MEL	W	14	16
3	Maika SIVO	PAR	W	14	14
4	Jason SAAB	MAN	W	14	13
5	Matt BURTON	PEN	CTR, 5/8, HB	13	12
	Reuben GARRICK	MAN	FB, W	14	12
	Clinton GUTHERSON	PAR	FB	15	12
8	Brett MORRIS	SYD	W, CTR	7	11
	Charlie STAINES	PEN	W	15	11
	Tom TRBOJEVIC	MAN	FB	8	11

Top Pointscorer

Rank	Player	Team	Position(s)	P	T	G	FG	Pts
1	Nathan CLEARY	PEN	HB	12	8	65	1	164
2	Reuben GARRICK	MAN	FB, W	14	12	52	-	152
3	Adam REYNOLDS	SOU	HB	13	3	59	2	134
4	Mitchell MOSES	PAR	HB	15	2	56	2	122
5	Jamal FOGARTY	GLD	HB	15	3	49	-	110
6	Adam DOUEIHI	WST	CTR, 5/8	13	5	43	-	106
7	Valentine HOLMES	NQL	FB, W	14	3	41	2	96
	Kodi NIKORIMA	WAR	5/8, HB	14	3	42	-	96
9	Jamayne ISAAKO	BRI	FB	13	5	33	-	86
10	Ryan PAPHENHUYZEN	MEL	FB	6	8	24	-	80

Top Goalkicker

Rank	Player	Team	Position(s)	P	G	Att	%
1	Nathan CLEARY	PEN	HB	12	65	76	86%
2	Adam REYNOLDS	SOU	HB	13	59	71	83%
3	Mitchell MOSES	PAR	HB	15	56	73	77%
4	Reuben GARRICK	MAN	FB, W	14	52	69	75%
5	Jamal FOGARTY	GLD	HB	15	49	61	80%
6	Adam DOUEIHI	WST	CTR, 5/8	13	43	54	80%
7	Kodi NIKORIMA	WAR	5/8, HB	14	42	52	81%
8	Valentine HOLMES	NQL	FB, W	14	41	53	77%
9	Jamayne ISAAKO	BRI	FB	13	33	40	83%
10	Chad TOWNSEND	CRO	HB	11	31	38	82%

LEAGUEUNLIMITED NRL PLAYER OF THE YEAR

24 points - Nathan Cleary (Panthers); **18 points** - Will Kennedy (Sharks), Clinton Gutherson (Eels); **15 points** - Jahrome Hughes (Storm); **14 points** - Tom Trbojevic (Sea Eagles), Mitchell Moses (Eels), Cody Walker (Rabbitohs); **13 points** - Ben Hunt (Dragons), Roger Tuivasa-Sheck (Warriors); **12 points** - Nicholas Hynes (Storm), David Fifita (Titans), Daine Laurie (Wests Tigers); **11 points** - Adam Doueihi (Wests Tigers), Brandon Smith (Storm); **10 points** - Reece Walsh (Warriors), Latrell Mitchell (Rabbitohs), Scott Drinkwater (Cowboys), Daly Cherry-Evans (Sea Eagles), James Tedesco (Roosters); **9 points** - Sam Walker (Roosters), Jarome Luai (Panthers), Luke Brooks (Wests Tigers), Alexander Brimson (Titans); **8 points** - James Fisher-Harris (Panthers), George Williams (Raiders), Reed Mahoney (Eels), Isaiah Papali'i (Eels), Jake Clifford (Cowboys), Ryan Papenhuyzen (Storm); **7 points** - Cameron Munster (Storm), Matthew Dufty (Dragons), Adam Reynolds (Rabbitohs), Brian To'o (Panthers); **6 points** - Jamayne Isaako (Broncos), Kalyn Ponga (Knights), Valentine Holmes (Cowboys), Harry Grant (Storm), Reuben Garrick (Sea Eagles), Christian Welch (Storm), Tevita Pangai Junior (Broncos), Viliame Kikau (Panthers), Daniel Saifiti (Knights), Damien Cook (Rabbitohs), Isaah Yeo (Panthers); **5 points** - Joseph Manu (Roosters), Brett Morris (Roosters), Josh Papali'i (Raiders), Josh Addo-Carr (Storm), Shaun Johnson (Sharks), Toby Rudolf (Sharks), Luke Keary (Roosters), Chad Townsend (Sharks); **4 points** - Maika Sivo (Eels), Stephen Crichton (Panthers), Luke Thompson (Bulldogs), Nathan Brown (Eels), Keaon Koloamatangi (Rabbitohs), Jayden Brailey (Knights), Payne Haas (Broncos), Dane Gagai (Rabbitohs), Jared Waerea-Hargreaves (Roosters), Tohu Harris (Warriors), Cameron Murray (Rabbitohs), Tyrone Peachey (Titans), Tui Kamikamica (Storm), Benji Marshall (Rabbitohs), Matt Burton (Panthers), Kodi Nikorima (Warriors); **3 points** - Adam Clune (Dragons), Alex Johnston (Rabbitohs), Jake Granville (Cowboys), Ronaldo Mulitalo (Sharks), Jamal Fogarty (Titans), Josh Schuster (Sea Eagles), Jason Saab (Sea Eagles), Matt Ikuvalu (Roosters), Tino Fa'asuaumaleaui (Titans), Corey Harawira-Naera (Raiders), Jake Averillo (Bulldogs), Connor Watson (Knights), Nelson Asofa-Solomona (Storm), Ryan Sutton (Raiders), Dallin Watene-Zelezniak (Bulldogs), Bradman Best (Knights), Tariq Sims (Dragons), Angus Crichton (Roosters); **2 points** - Tyson Frizell (Knights), Jason Taumalolo (Cowboys), Matthew Lodge (Broncos), Murray Taulagi (Cowboys), Mitchell Barnett (Knights), Ryan Matterson (Eels), Blake Ferguson (Eels), Moses Mbye (Wests Tigers), Martin Taupau (Sea Eagles), Josh Morris (Roosters), Junior Paulo (Eels), Dylan Edwards (Panthers), Daniel Tupou (Roosters), Kieran Foran (Sea Eagles), Phillip Sami (Titans), Jeremy Marshall-King (Bulldogs), Blayke Brailey (Sharks), Blake Lawrie (Dragons), Bailey Simonsson (Raiders), Marata Niukore (Eels), Herbie Farnworth (Broncos), Jack de Belin (Dragons), Taniela Paseka (Sea Eagles), Zac Lomax (Dragons), Paul Vaughan (Dragons), Jack Wighton (Raiders), Josh Kerr (Dragons), Josh Aloiai (Sea Eagles), Moeaki Fotuauka (Titans), Bayley Sironen (Warriors), Jack Bird (Dragons), Dylan Napa (Bulldogs), Hudson Young (Raiders), Waqa Blake (Eels), Jai Arrow (Rabbitohs), Mikaele Ravalawa (Dragons); **1 point** - Connor Tracey (Sharks), Dale Finucane (Storm), Coen Hess (Cowboys), Albert Kelly (Broncos), Enari Tuala (Knights), Luciano Leilua (Wests Tigers), Emre Guler (Raiders), Alex Twal (Wests Tigers), Haumole Olakau'atu (Sea Eagles), Tom Starling (Raiders), Hamiso Tabuai-Fidow (Cowboys), Corey Thompson (Titans), Brodie Jones (Knights), Ryan James (Raiders), Thomas Burgess (Rabbitohs), Jaydn Su'A (Rabbitohs), Paul Momirovski (Panthers), Sebastian Kris (Raiders), Lindsay Collins (Roosters), Andrew McCullough (Dragons), Ben Murdoch-Masila (Warriors), Xavier Coates (Broncos), Siosua Taukeiaho (Roosters), Francis Molo (Cowboys), Josh Hodgson (Raiders), Mathew Feagai (Dragons), Matt Moylan (Sharks), Reece Robson (Cowboys), Moses Leota (Panthers), Nat Butcher (Roosters), David Nofotaluma (Wests Tigers), Will Hopoate (Bulldogs), Kurt Mann (Knights), Felise Kaufusi (Storm), Addin Fonua-Blake (Warriors), Caleb Aekins (Raiders), Shane Wright (Cowboys)

THE FRONT ROW

GAME DAY

WOMEN'S & MEN'S ORIGIN
MATCH PROGRAM

TEAM LISTS · MATCH DETAILS
STATISTICS · PREVIEWS

FRIDAY



QUEENSLAND v NEW SOUTH WALES

Women's State of Origin - Sunshine Coast Stadium



SUNDAY



QUEENSLAND v NEW SOUTH WALES

State of Origin II - Suncorp Stadium



WEEKLY TIPS Women's & Men's Origin

(Last week's correct tips / Total for 2021)

Paul Jobber (8/86)
New South Wales
New South Wales

Jason Hosken (7/85)
New South Wales
New South Wales

Sam Bourke (7/84)
New South Wales
New South Wales

Andrew Ferguson (6/82)
New South Wales
New South Wales

Justin Davies (6/81)
New South Wales
New South Wales

Tim Costello (5/76)
New South Wales
New South Wales

Rob Crosby (6/73)
New South Wales
New South Wales

Steven Williams (7/85)
New South Wales
New South Wales

Rick Edgerton (7/84)
New South Wales
New South Wales

Hamish Parker (5/83)
New South Wales
New South Wales

Josh Robertson (5/81)
Queensland
New South Wales

Lachy MacCorquodale (4/80)
New South Wales
New South Wales

Adam Huxtable (5/76)
New South Wales
New South Wales

Andrew Jackson (4/70)
Queensland
New South Wales

QLD



NSW

Club		
Burleigh	Tamika UPTON	1
Valleys	Shenae CIESIOLKA	2
Burleigh	Lauren BROWN	3
West's Panthers	Julia ROBINSON	4
Burleigh	Karina BROWN	5
Tweed	Tarryn AIKEN	6
Burleigh	Zahara TEMARA	7
Burleigh	Chelsea LENARDUZZI	8
Valleys	Destiny BRILL	9
North Sydney	Shannon MATO	10
Burleigh	Tazmin GRAY	11
Burleigh	Tiana RAFTSTRAND-SMITH	12
Valleys	Ali BRIGGINSHAW	13
NQ Gold Stars	Romy TEITZEL	14
Valleys	Natassja PURONTAKANEN	15
NQ Gold Stars	Shaniah POWER	16
Valleys	Brianna CLARK	17
Burleigh	Talisha HARDEN	18
Tweed	Rona PETERS	19
	Tahnee NORRIS	

- 1 2 3 4 5 6 7 8 9 10 11 12 13 14 15 16
- 1 2 3 4 5 6 7 8 9 10 11 12 13 14 15 16
- 1 2 3 4 5 6 7 8 9 10 11 12 13 14 15 16

FULLBACK	
WING	
CENTRE	
CENTRE	
WING	
FIVE-EIGHTH	
HALFBACK	
FRONT ROW	
HOOKER	
FRONT ROW	
SECOND ROW	
SECOND ROW	
LOCK	
INTERCHANGE	
RESERVES	
COACH	

- PENALTIES
- SCRUMS
- SET RESTARTS

	Club
1 Botille VETTE-WELSH	West's Tigers
2 Yasmin MEAKES	Central Coast
3 Jess SERGIS	Helensburgh
4 Isabelle KELLY	Central Coast
5 Tiana PENITANI	Cronulla
6 Corban BAXTER	Cronulla
7 Maddie STUDDON	Cronulla
8 Simaima TAUFA	Mounties
9 Keeley DAVIS	Mounties
10 Millie BOYLE	Burleigh
11 Kezie APPS	Helensburgh
12 Sarah TOGATUKI	St Marys
13 Hannah SOUTHWELL	Central Coast
14 Quincy DODD	Cronulla
15 Filomina HANISI	Mounties
16 Kennedy CHERRINGTON	Cronulla
17 Holli WHEELER	North Sydney
18 Brydie PARKER	Central Coast
19 Renee TARGETT	North Sydney
	Kylie HILDER

- 1 2 3 4 5 6 7 8 9 10 11 12 13 14 15 16
- 1 2 3 4 5 6 7 8 9 10 11 12 13 14 15 16
- 1 2 3 4 5 6 7 8 9 10 11 12 13 14 15 16

#Origin

MATCH DETAILS

DATE	Friday 25 June 2021
KICKOFF	7:45pm AEST
VENUE	Sunshine Coast Stadium, Kawana Waters QLD
WATCH	Nine Network & 9Now, Fox League & Kayo Sports
LISTEN	ABC, 2GB/4BC, Triple M Network, NRL Nation
LIVE BLOG	LeagueUnlimited.com

MATCH OFFICIALS

REFEREE	Belinda SHARPE
TOUCH JUDGES	Karra-lee NOLAN Kailey BEATTIE
NRL BUNKER	Alan SHORTALL

Match Stats

HEAD TO HEAD

3 MATCHES: NSW 2-1

At Sunshine Coast Stadium: 1 match, QLD 1-0

PREVIOUS MATCHES

SERIES	RESULT	VENUE	CROWD
2018	NSW 16-10	North Sydney Oval	6,824
2019	NSW 14-4	North Sydney Oval	10,515
2020	QLD 24-18	Sunshine Coast	4,833

BIGGEST WINS

2019	NSW 14-4	North Sydney Oval	10,515
2020	QLD 24-18	Sunshine Coast	4,833

Match stats courtesy of

RUGBY LEAGUE
project

Match Preview

with Josh Robertson

All eyes of the Rugby League world will be focussed upon the Sunshine Coast Stadium as Queensland and New South Wales battle it out for the Women's State of Origin title on Friday night.

Dominating the Women's interstate challenge, the Queenslanders had to wait until the third year of the current iteration of State Of Origin to take their first victory after New South Wales took victory for the first two editions held at North Sydney Oval.

In the 2020 edition, the Queenslanders were able to take a 24-18 victory after an explosive start to the second half that saw the Maroons quickly go from 6-6 at half time to leading 24-6 with ten minutes to go until full time. The Maroons were given a scare as the NSW Blues came home with a wet sail scoring three tries to close the gap to 24-18 with goal kicking haunting New South Wales with just 1 conversion for the match.

The Queenslanders head into the contest with 14 of their 19-player squad having appeared in the contest last year whilst coach Tahnee Norris has named a potential 5 debutants in her squad. These debutants include teenagers Tiana Raftstrand-Smith and Destiny Brill with Brill set to take on the all-important number 9 role inheriting the role from veteran Brittany Breayley. Just like last year, Ali Brigginsshaw has been named at lock with Nellie Doherty Medallist Tarryn Aitken and Zahara Temara holding onto their halves role.

New South Wales have arguably their best squad in the competition with many key players set to return after missing the previous origin through injury and other circumstances. The Blues have recalled Maddie Studdon to the halves after being dropped for poor form during the NRLW season last year. The Blues have just two debutants likely to line-up with NRLW stars Kennedy Cherrington and Keeley Davis named in the 17 after being in the extended squad for 2020.

Who to watch: Last year's Nellie Doherty Medallist, Tarryn Aitken continued her superb NRLW form in State of Origin dominating yet again for Queensland. Aitken's form helped the Maroons significantly during their second half blitz which saw Aitken cause all sorts of issues for NSW and it was that performance that Queensland will be looking for this year if Queensland want to go back-to-back. One of the biggest names in the NRLW, Maddie Studdon has falling well short of expectations that were put upon her at the beginning of the competition. The poor form of the Jillaroo international, saw her dropped from the NSW side for last year's contest. Earning a recall by coach Kylie Hilder, New South Wales will need Maddie Studdon to find form up against a Queensland side that will definitely be on form and is packed with stars.

Favourite: Queensland are the favourites for the contest. The form of the Queenslanders coming out of last year's contest as well as playing the game on home soil.

My tip: It's going to be a tough game but I'm giving a slight edge to Queensland but only a small edge to the Maroons. The performance of the Queensland halves which is supported by having Ali Brigginsshaw at lock is also an important part of the balance of their side and gives them an extra attacking option. NSW will need to make sure everything goes right in their game and need to commit for the full 70 minutes if they want to win. **Queensland by 2.**

QLD



NSW

Club		
Warriors	Reece WALSH	1
North Queensland	Valentine HOLMES	2
Penrith	Kurt CAPEWELL	3
South Sydney	Dane GAGAI	4
North Queensland	Kyle FELDT	5
Melbourne	Cameron MUNSTER	6
Manly-Warringah	Daly CHERRY-EVANS	7
Melbourne	Christian WELCH	8
St George Illawarra	Andrew McCULLOUGH	9
Canberra	Josh PAPALI'I	10
Gold Coast	Jai ARROW	11
Melbourne	Felise KAUFUSI	12
Gold Coast	Tino FA'ASUAMALEAUI	13
St George Illawarra	Ben HUNT	14
Gold Coast	Moeaki FOTUAIKA	15
Gold Coast	David FIFITA	16
North Queensland	Francis MOLO	17
North Queensland	Coen HESS	18
Cronulla-Sutherland	Ronaldo MULITALO	19
	Paul GREEN	

- 1 2 3 4 5 6 7 8 9 10 11 12 13 14 15 16
- 1 2 3 4 5 6 7 8 9 10 11 12 13 14 15 16
- 1 2 3 4 5 6 7 8 9 10 11 12 13 14 15 16

- FULLBACK
- WING
- CENTRE
- CENTRE
- WING
- FIVE-EIGHTH
- HALFBACK
- FRONT ROW
- HOOKER
- FRONT ROW
- SECOND ROW
- SECOND ROW
- LOCK

INTERCHANGE

RESERVES

COACH

- PENALTIES
- SCRUMS
- SET RESTARTS

		Club
1	James TEDESCO	Sydney
2	Brian TO'O	Penrith
3	Latrell MITCHELL	South Sydney
4	Tom TRBOJEVIC	Manly-Warringah
5	Josh ADDO-CARR	Melbourne
6	Jarome LUAI	Penrith
7	Nathan CLEARY	Penrith
8	Daniel SAIFITI	Newcastle
9	Damien COOK	South Sydney
10	Payne HAAS	Brisbane
11	Cameron MURRAY	South Sydney
12	Tariq SIMS	St George Illawarra
13	Isaah YEO	Penrith
14	Jack WIGHTON	Canberra
15	Junior PAULO	Parramatta
16	Angus CRICHTON	Sydney
17	Liam MARTIN	Penrith
18	Dale FINUCANE	Melbourne
19	Api KOROISAU	Penrith
20	Campbell GRAHAM	South Sydney
	Brad FITTLER	

- 1 2 3 4 5 6 7 8 9 10 11 12 13 14 15 16
- 1 2 3 4 5 6 7 8 9 10 11 12 13 14 15 16
- 1 2 3 4 5 6 7 8 9 10 11 12 13 14 15 16

#Origin

MATCH DETAILS

DATE	Sunday 27 June 2021
KICKOFF	7:50pm AEST
VENUE	Suncorp Stadium, Milton QLD
WATCH	Nine Network - check local guides
LISTEN	ABC, 2GB/4BC, Triple M Network, NRL Nation
LIVE BLOG	LeagueUnlimited.com

MATCH OFFICIALS

REFEREE	Gerard SUTTON
TOUCH JUDGES	Todd SMITH Phil HENDERSON
NRL BUNKER	Ashley KLEIN

Match Stats

120 MATCHES: **QLD 64-54 (2 DRAWS)**

(does not include Origin 4 in 1987)

At Suncorp Stadium: 58 matches, QLD 38-19, 1 draw

LAST TEN: NSW 6-4

SERIES	GAME	RESULT	VENUE	CROWD
2018	I	NSW 22-12	MCG	87,122
2018	II	NSW 18-14	Stadium Aus.	82,223
2018	III	QLD 18-12	Suncorp	51,214
2019	I	QLD 18-14	Suncorp	52,191
2019	II	NSW 38-6	Optus Stadium	59,721
2019	III	NSW 26-20	Stadium Aus	82,565
2020	I	QLD 18-14	Adelaide Oval	25,218
2020	II	NSW 34-10	Stadium Aus	36,212
2020	III	QLD 20-14	Suncorp	49,155
2021	I	NSW 50-6	QLD C.B.	27,533

BIGGEST WINS

2021	I	NSW 50-6	QLD C.B.	27,533
2015	III	QLD 52-6	Suncorp	52,500

MILESTONES

- Josh Addo-Carr needs 3 tries to equal the record for most tries scored by a player for NSW, currently held by Jarryd Hayne (11). He needs 2 tries to join Michael O'Connor in second place (10). NOTE: O'Connor also scored a try in the 1987 4th Origin which isn't included in his tally of 10.
- Nathan Cleary needs 2 points to become the 6th NSW player and 15th Origin player to amass 50 points in Origin. If he achieves this in Game I, he will be the third fastest to achieve the feat behind Ryan Girdler (6 games) and Valentine Holmes (7 games).
- Valentine Holmes needs 6 points to equal Dale Shearer at 6th place on the Maroon's all-time Origin scorers list; 8 points to equal Darius Boyd at 5th, 12 points to equal Greg Inglis at 4th and 22 points to equal Darren Lockyer at 3rd. Holmes also needs to score 1 try to become just the 9th Origin player and 7th Maroon to notch at least 10 Origin tries.

Match stats courtesy of Rugby League Project

www.rugbyleagueproject.org

facebook.com/rugbyleagueproject

twitter.com/rugbyleagueproj

RUGBY LEAGUE
project

Support us on Patreon

THE PREVIEW

OUR EXCLUSIVE IN-DEPTH LOOK AT ORIGIN II WITH RICK EDGERTON

QUEENSLAND v NEW SOUTH WALES

Suncorp Stadium, Sunday 27 June

Blues dancing to their own tune – but have we seen this movie before?

In the aftermath of New South Wales' stunning game one victory in Townsville, many pundits have questioned how on earth Queensland would be able to turn around such a devastating defeat in time for Sunday night's game two fixture at Suncorp Stadium.

Recording their biggest win in history to the tune of 50-6, the Blues were dominant across the park and from the moment they hit the 'Turbo button' to send Tom Trbojevic over for their first try in the 18th minute, they put the foot to the Maroons throat and never let up.

Most impressively, they showcased their own brand of football with the majority of the Blues pack possessing the ability to shift the ball to their halves giving dynamic duo Nathan Cleary and Jarome Luai the time and space to unleash strike centres Trbojevic and Latrell Mitchell.

Often New South Wales sides of years gone by would get caught up in the brutality which is Origin football and try to beat Queensland at their own game. Under the tutelage of Brad Fittler, the Blues are learning to play smarter.

Employing the same tactics in game two will no doubt be a feature of their game plan, but it won't come so easy this time round. In front of a sold out Suncorp Stadium crowd, down 1-0 in the series, you just know a Queensland ambush is coming leaving the Blues little choice but to engage in the warfare of Origin before they can begin to think about getting their game on.

Coach Brad Fittler has made just the one change to his game one 17 after Jake Trbojevic was ruled out with a hip

injury. Eels enforcer Junior Paulo moves into the starting front-row and back-rower Angus Crichton who missed game one through suspension slots onto the interchange.

So back to the question of how Queensland can turn the tables...

We've already touched on the inevitable Queensland ambush coming and the Suncorp Stadium factor, but the following pieces of history should give those North of the Tweed plenty of cause for optimism.

To find the last time New South Wales were able to clinch a series on enemy territory, you have to go back 16 years to the 2005 decider when the eighth Immortal Andrew Johns guided the Blues home. Furthermore - In the 17 live rubbers played at Suncorp since, Queensland hold a commanding 15-2 advantage with the Blues only two wins coming in series openers.

There's also the Maroons bounce back factor to consider.

In the ensuing encounter after they have suffered a heavy defeat of 20 points or more (on eight occasions), the Maroons have triumphed six times and the two they lost were only decided in the final two minutes of play - A Brett Finch field goal in 2006 and a James Tedesco try on the end of a Hail Mary play in the 2019 decider.

Of course, they're all just stats but what it does prove is what most of us already know - when Queensland have their backs to the wall, they generally end up being a force to be reckoned with.

Personnel wise, Coach Paul Green and the Queensland selectors have been forced into a couple of changes whilst making some big calls of their own.

Andrew McCullough returns from three years in the Origin wilderness to replace Harry Grant (hamstring) at

dummy half where it's expected he'll share the roll with Ben Hunt who also earns a recall off the bench in place of AJ Brimson (knee).

Up front, 18 game Maroons veteran Josh Papalii will provide some much needed punch up front alongside Christian Welch who will be hoping to churn out more than the 12 minutes he was afforded in game one due to concussion.

The return of Papalii sees Tino Fa'asuamaleaui named at lock with Jai Arrow shifting to an edge second-row role (providing he manages to claw his way out of his hospital bed of course). David Fifita drops back to the bench where he'll be joined by debutante Francis Molo with Jaydn Su'A and Joe Ofahengaue axed from the squad.

The biggest shake-up comes at the back with Warriors wonder kid Reece Walsh thrown into the custodian role after just seven games of first grade. That move sees Valentine Holmes shift to the wing where he's crossed for nine tries in the previous six games he's played on a flank for the Maroons.

Who to watch: Expecting plenty of improved performances across the Maroons squad with Cameron Munster in particular likely to produce a big game, but there's no getting away from singling out Reece Walsh as the player most eyes will be on in this contest. Thrust into one of the biggest arena's in Australian sport at the tender age of 18 is a big ask, but Walsh doesn't appear your average 18-year-old.

Clearly Walsh possesses the complete skill-set, crossing for four tries whilst setting up eight in his seven NRL games to date. Light on his feet, his stepping and evasive skills are top level and after spending plenty of his junior footy in the halves, Walsh also adds an added play-making option to the Maroons with a strong passing and kicking game.

The kid looks full of confidence and I'd be expecting him to put an imprint on this game at some point, but his biggest test will come on the other side of the ball.

He'll still be having nightmares of Jake Clifford's towering bombs in Newcastle last weekend so that will no doubt be a target area off Nathan Cleary's boot, but an even bigger test will be his ability to bark orders from the back and

direct the Maroons defensive line.

That's a tough enough job at the best of times, but getting a read on a fast moving Blues attacking outfit with Turbo Tom bobbing up all over the park will be no mean feat.

For the Blues, one player who rarely receives the plaudits he deserves is lock forward Isaah Yeo.

Churning out an impressive 80 minutes in the middle of the park in game one, the Panthers and Blues workhorse got through plenty of work early before the game opened up heavily in his side's favour.

Unheralded in his ability to promote the football with his subtle passing game, Yeo is the key link between Cleary and Luai in the centre of the park and also has the nous to go himself if defenders over-read the play. When he's not at the forefront of an attacking raid, you'll generally find him testing tired defenders with his neat footwork in and around the ruck.

A pure footballer with a big engine made for this arena, it wouldn't surprise at all to see Yeo produce a match-winning play in the dying stages of this contest.

Favourite: On the back of their game one dominance, the Blues are rock solid favourites with bookmakers offering in excess of \$4 for the Maroons upset.

My tip: From a pure footballing sense, the Blues were so far on top in game one it's hard to see the Maroons making up the required ground to atone. Plenty has also been made of the dominance of the Blues forwards in game one and whilst their pack ran for 100 metres more than the Maroons pack, it was in fact the back five who did the real damage running for 461 metres more than Queensland's back five.

On the other side, you can't ignore the Suncorp factor and history weighing heavily on Queensland's side. Offsetting that a little is Brad Fittler overturning the Blues culture when he took over as coach and continually challenging his troops to create their own Origin history.

Expecting a much tighter contest with plenty of twists and turns but the Blues should have enough speed and class to come over the top of the Maroons in the final stages. **New South Wales by 7.**

NSWRL TEAMLISTS

THE KNOCK-ON EFFECT NSW CUP - ROUND 2

BLACKTOWN WORKERS SEA EAGLES v SOUTH SYDNEY RABBITOHS

HE Laybutt Fields, Thursday 24 June 8:00pm

Referee: Clayton Wills; Sideline Officials: Nick Beashel, Adam Reid

BWSE: TBC SOUTHS: 1. Blake Taafe 2. Jaxson Paulo 3. Braidon Burns 4. Tautau Moga 5. Josh Mansour 6. Lachlan Ilias 7. Dean Hawkins 8. Liam Knight 9. Joe Lovodua 10. Patrick Mago 11. Jaydn Su'A 12. Jed Cartwright 13. Trent Peoples 14. Peter Mamouzelos 15. James Hasson 16. Shaq Mitchell 17. Nick Mougios 18. Troy Dargan 19. Steven Marsters

OTHER ROUND 2 MATCHES WERE COMPLETED EARLIER IN 2021.

RON MASSEY CUP - ROUND 2

BLACKTOWN WORKERS SEA EAGLES v KAIVITI SILKTAILS

HE Laybutt Fields, Thursday 24 June 8:00pm

Referee: Nathan Loveday; Sideline Officials: Nick Beashel, Adam Reid

CABRAMATTA TWO BLUES v GLEBE DIRTY REDS

New Era Stadium, Saturday 26 June 3:00pm

Referee: Jake Sutherland; Sideline Officials: Tom Stindl, Mitchell Stone

MOUNTIES v WINDSOR WOLVES

Aubrey Keech Reserve, Saturday 26 June 3:00pm

Referee: Damian Brady; Sideline Officials: Luke Saldern, Liam Nicholls

WENTWORTHVILLE MAGPIES v ST MARYS

Ringrose Park, Saturday 26 June 5:00pm

Referee: Tom Cambourn; Sideline Officials: Mark Bohan, Mitchell Stone

RYDE-EASTWOOD HAWKS v WESTERN SUBURBS MAGPIES

TG Millner Field, Sunday 27 June 3:00pm

Referee: Cameron Turner; Sideline Officials: Tim Hannon, Billy Greatbatch

BYE: HILLS BULLS

SYDNEY SHIELD - ROUND 2

CABRAMATTA TWO BLUES v CRONULLA-CARINGBAH SHARKS

New Era Stadium, Saturday 26 June 1:00pm

Referee: Dillian Wells; Sideline Officials: Ben Teague, Patrick Mackey

WENTWORTHVILLE UNITED v ST MARYS

Ringrose Park, Saturday 26 June 3:00pm

Referee: Bradley Kiehne; Sideline Officials: Mark Bohan, Mitchell Stone

RYDE-EASTWOOD HAWKS v EAST CAMPBELLTOWN EAGLES

TG Millner Field, Sunday 27 June 1:00pm

Referee: Louis Matheson; Sideline Officials: Tim Hannon, Billy Greatbatch

MOOREBANK RAMS v WINDSOR WOLVES

Hammondville Oval, Sunday 27 June 3:00pm

Referee: Tom Stindl; Sideline Officials: Charlie Suters, John Woods

BYE: HILLS BULLS

BROTHERS PENRITH def BELROSE EAGLES 24-20 - played Sunday 16 May

PLEASE NOTE:

Teamlists for Ron Massey Cup and Sydney Shield not available at the time of publishing. Teamlists are updated and finalised one hour before kickoff.

Check NSWRL.com.au on match day.

UK WATCH - RESULTS & FIXTURES

BETFRED SUPER LEAGUE

ROUND 10 RESULTS

Castleford Tigers 18 Tries: George Griffin, Jordan Turner, Michael Shenton, Peter Mata'utia; Goals: Danny Richardson 1 **def Wakefield Trinity 12** Tries: Jacob Miller 2; Goals: Mason Lino 1 **at The Mobile Rocket Stadium**
Warrington Wolves 6 Tries: Ben Currie; Goals: Gareth Widdop 1 **def St Helens 2** Goals: Lachlan Coote 1 **at Totally Wicked Stadium**
Hull KR 18 Tries: Adam Quinlan, Ryan Hall, Ben Crooks; Goals: Ben Crooks 3 **def Wigan Warriors 8** Tries: Oliver Gildart 2 **at DW Stadium**
Salford Red Devils 9 Tries: Andy Ackers; Goals: Declan Patton 2; Field Goals: Chris Atkin 1 **def Huddersfield Giants 8** Tries: Joe Wardle; Goals: Aidan Sezer 2 **at John Smith's Stadium**
Hull FC 64 Tries: Andre Savelio 3, Chris Satae, Jack Brown, Connor Wynne, Adam Swift 2, Mahe Fonua, Bureta Faraimo, Manu Ma'u, Jake Connor; Goals: Marc Sneyd 8 **def Leigh Centurions 22** Tries: Ryan Brierley 2, James Bell, Ben Reynolds; Goals: Ryan Brierley 3 **at Leigh Sports Village**
Catalans v Leeds - postponed

CURRENT LADDER

Pos	Team	P	W	L	D	PF	PA	PTS	DIF%	WP%
1	Catalans Dragons	9	8	1	0	268	142	16	188.73	88.89
2	St Helens	9	7	2	0	208	76	14	273.68	77.78
3	Wigan Warriors	9	7	2	0	166	154	14	107.79	77.78
4	Warrington Wolves	10	7	2	1	308	159	15	193.71	75
5	Hull FC	10	6	3	1	243	165	13	147.27	65
6	Hull Kingston Rovers	10	6	4	0	241	212	12	113.68	60
7	Castleford Tigers	10	5	5	0	203	244	10	83.2	50
8	Leeds Rhinos	8	3	5	0	150	136	6	110.29	37.5
9	Huddersfield Giants	9	3	6	0	158	171	6	92.4	33.33
10	Wakefield Trinity	11	3	8	0	205	269	6	76.21	27.27
11	Salford Red Devils	10	2	8	0	115	297	4	38.72	20
12	Leigh Centurions	11	0	11	0	176	416	0	42.31	0

ROUND 11 FIXTURES

all times BST UK, add 9 hours for AEST
Castleford v Catalans Thu 24 Jun 7:45pm *Mend-A-Hose Jungle*
Wakefield v Wigan 7:45pm *Mobile Rocket*
Warrington v Leigh 7:45pm *Halliwel Jones*
Salford v Leeds Fri 25 Jun 7:30pm *AJ Bell*
Hull v Huddersfield 7:45pm *KCOM*
Hull KR v St Helens 7:45pm *Hull College Craven*

BETFRED CHAMPIONSHIP

ROUND 10 RESULTS

Featherstone Rovers 68 Tries: Craig Kopczak, Dean Parata 4, Craig Hall 3, Gareth Gale x2, Luke Cooper; Goals: Craig Hall 12 **def Dewsbury Rams 24** Tries: Bayley Liu, Tom Garratt, Reiss Butterworth, Lewis Carr; Goals: Liam Finn 4 **at Tetley's Stadium**
London Broncos 46 Tries: Chris Hankinson 2, James Meadows, Josh Hodson, Titus Gwaze, Rhys Curran, Cory Aston, Jarrod Sammut; Goals: Chris Hankinson 7 **def Whitehaven RLFC 12** Tries: Tom Wilkinson, Liam Cooper; Goals: Lachlan Walmsley 2 **at Trailfinders Sports Ground**
Newcastle Thunder 40 Tries: Jack Johnson 2, Ukuma Ta'ai, Sam Halsall, Bob Beswick, Jake Shorrocks, Josh Woods; Goals: Josh Woods 6 **def Oldham RLFC 6** Tries: Liam Kirk; Goals: Dan Abram 1 **at Kingston Park**
Halifax Panthers 34 Tries: Scott Grix 2, Conor McGrath 2, Ben Kavanagh, Amir Bourouh; Goals: Liam Harris 5 **def Swinton Lions 4** Tries: Luis Roberts **at Heywood Road**
Widnes Vikings 30 Tries: Shane Grady, Joe Lyons, Danny Craven, Adam Lawton 2; Goals: Ste Tyrer 5 **def Sheffield Eagles 20** Tries: James Glover 2, Ryan Millar, Travis Corian; Goals: Izaac Farrell 1, James Glover 1 **at Halton Stadium**
Batley Bulldogs 22 Tries: Luke Hooley, Jodie Broughton 2, Lucas Walshaw; Goals: Luke Hooley 3 **def York City Knights 20** Tries: Ben Jones-Bishop, Kieran Dixon 2; Goals: Kieran Dixon 4 **at LNER Community Stadium**
Toulouse v Bradford - postponed

CURRENT LADDER

Pos	Team	P	W	L	D	PF	PA	PTS	DIF%	WP%
1	Toulouse Olympique	7	7	0	0	347	70	14.00	495.71	100
2	Featherstone Rovers	9	9	0	0	374	100	18.00	374	100
3	Batley Bulldogs	9	7	2	0	250	180	14.00	138.89	77.78
4	Bradford Bulls	9	7	2	0	228	216	14.00	105.56	77.78
5	London Broncos	10	6	3	1	270	228	13.00	118.42	65
6	Halifax Panthers	10	6	4	0	305	139	12.00	219.42	60
7	Widnes Vikings	10	4	5	1	256	283	9.00	90.46	45
8	York City Knights	10	4	6	0	239	202	8.00	118.32	40
9	Sheffield Eagles	10	3	5	2	231	279	8.00	82.8	40
10	Newcastle Thunder	9	3	5	1	208	252	7.00	82.54	38.89
11	Dewsbury Rams	9	3	6	0	139	295	6.00	47.12	33.33
12	Whitehaven RLFC	10	2	7	1	172	324	5.00	53.09	25
13	Oldham RLFC	10	2	8	0	140	368	4.00	38.04	20
14	Swinton Lions	10	0	10	0	156	379	0.00	41.16	0

ROUND 11 FIXTURES

all times BST UK, add 9 hours for AEST
Featherstone v Newcastle Sat 26 Jun 6:00pm *Millennium*
Batley v Halifax Sun 27 Jun 3:00pm *Fox's Biscuit*
Bradford v Widnes 3:00pm *Odsal Stadium*
London v Swinton 3:00pm *Trailfinders*
Oldham v Dewsbury 3:00pm *Bower Fold*
Whitehaven v York 3:00pm *Recreation Ground*
Sheffield v Toulouse 3:00pm *Mobile Rocket*

BETFRED WOMEN'S SUPER LEAGUE

ROUND 6 RESULTS

York City Knights def St Helens (on forfeit, result recorded as 24-0)
Warrington Wolves 52 def Wakefield Trinity 14
Wigan Warriors 22 def Castleford Tigers 8
Leeds Rhinos 42 def Bradford Bulls 10
Featherstone Rovers 28 def Huddersfield Giants 18

ROUND 5 CATCH-UP FIXTURE

all times BST UK, add 9 hours for AEST
St Helens v Wigan Mon 28 Jun 7:45pm *Totally Wicked Stadium*

CURRENT LADDER

Pos	Team	P	W	L	D	PF	PA	PTS	DIF%	WP%
1	Leeds Rhinos	4	4	0	0	256	32	8	800.00	100.00
2	Wigan Warriors	4	4	0	0	180	26	8	692.31	100.00
3	St Helens	3	3	0	0	230	6	6	3.00	100.00
4	Castleford Tigers	4	3	1	0	112	46	6	243.48	75.00
5	Warrington Wolves	5	2	3	0	138	168	4	82.14	40.00
6	Featherstone Rovers	5	2	3	0	102	182	4	56.04	40.00
7	York City Knights	3	1	2	0	76	102	2	74.51	33.33
8	Bradford Bulls	5	1	4	0	70	222	2	31.53	20.00
9	Huddersfield Giants	5	1	4	0	64	250	2	25.60	20.00
10	Wakefield Trinity	4	0	4	0	30	224	0	13.39	0.00

NRL: ROUND 15 WRAP

Thursday | SOUTH SYDNEY 46 BRISBANE 0



BRISBANE BRONCOS (0)

No scorers

SOUTH SYDNEY RABBITOHS (46)

Tries: Latrell Mitchell, Dane Gagai, Campbell Graham (2), Hame Sele, Alex Johnston (2), Taane Milne

Conversions: Latrell Mitchell (1/1), Adam Reynolds (5/7)

Penalty Goals: Adam Reynolds (1/1)

Venue: Suncorp Stadium

Crowd: 19713

Halftime Score: Brisbane 0 South Sydney 18

LeagueUnlimited.com Players of the Match:

3 points - Cameron Murray

2 points - Cody Walker

1 points - Latrell Mitchell

OUR REPORT with ADAM HUXTABLE

Rampaging Rabbitohs make light work of pathetic Broncos

The South Sydney Rabbitohs have made it 3 wins in a row in Brisbane, shutting out the Broncos by a scoreline of 46-0 tonight at Suncorp.

Both sides went set for set early, with Souths gaining the slight edge in terms of field position, before the deadlock was finally broken in the 13th minute courtesy of a no look inside ball by Cody Walker to Latrell Mitchell.

The Broncos would go close to hitting back at the other end minutes later, however replays revealed Tesi Niu had knocked on before grounding the ball and Souths went on the attack yet again.

Souths would extend their lead in the 23rd minute after Dane Gagai was on the end of a slick backline movement. The conversion was kicked by Mitchell due to Reynolds undergoing an HIA on the sideline, however he would soon

come back on and kick a penalty goal to make it a 12-0 scoreline after 28 minutes.

The Broncos were on the attack a few minutes later but it looked as if Dane Gagai would have his second try, taking an intercept and having no defenders in front of him. It wasn't to be however, with Xavier Coates pulling off one of the all time great try savers to run from the other side of the field and just take Gagai out of play mere metres before the line.

It wasn't to be the turning point of the game Broncos fans hoped however, with Souths scoring another relatively soft try minutes before the break through Campbell Graham.

In the 46th minute, Hame Sele would set the tone for the rest of the match by making a hard run up the middle that the Broncos' defenders - 4 of them - seemed to have no interest in stopping him. He crashed over under the posts.

Just as it appeared Brisbane were generating some momentum, Latrell Mitchell came up with a great individual play and stripped the ball from Cory Paix. South would score off the ensuing set, with Jacob Host bursting

through a hole and finding Alex Johnston on his outside.

Johnston would become the NRL's current top try scorer just 3 minutes later when he was on the end of another backline movement to the left. The floodgates were confirmed to be well and truly open when Campbell Graham beat 3 Broncos defenders with footwork and strength to score his 2nd try of the night another 3 minutes later.

To add insult to injury, the Broncos conceded another try where they were short of numbers just 4 minutes later when Taane Milne was finally able to get his way over the line and not have it taken off him by the bunker.

The Broncos had a chance to avoid the shutout, but Alex Glenn's forward pass ensured that wouldn't be happening. In an extremely minor victory for Brisbane, they held out Souths' final attacking raid and in doing so avoided having 50 put on them.

Next week, the Broncos host a rare Sunday Afternoon game against Cronulla, while Souths will tackle the Tigers at Leichhardt 2 hours later on that same day.

Friday | CRONULLA-SUTHERLAND 26 NORTH QUEENSLAND 24



NORTH QUEENSLAND COWBOYS (24)

Tries: Tom Dearden, Francis Molo, Kyle Feldt (2)

Conversions: Valentine Holmes (4/4)

CRONULLA-SUTHERLAND SHARKS (26)

Tries: Connor Tracey, Aaron Woods, Ronaldo Mulitalo, Will Chambers; **Conversions:** Shaun Johnson (4/4)

Penalty Goals: Shaun Johnson (1/1)

Venue: Queensland Country Bank Stadium

Crowd: 13926

Halftime Score: North Queensland 12 Cronulla-Sutherland 20

LeagueUnlimited.com Players of the Match:

3 points - Will Kennedy

2 points - Shaun Johnson

1 points - Valentine Holmes

OUR REPORT with JUSTIN DAVIES

Sharks survive Cowboy surge to move into the top eight

Cronulla Sharks won a bizarre game 26-24 against the North Queensland Cowboys tonight in Townsville.

It wasn't a rugby league exhibition but the Sharks did enough after they extended their eight-point advantage at the break to lead by 14 with 15 minutes to go. The Cowboys surged late with a pair of Kyle Feldt tries but suffer their first loss in Townsville since their Round 3 loss to Gold Coast.

The second half seemed to be played in slow motion. Experienced centre Will Chambers crossed to make it 26-12 in the 65th minute as the Sharks were sleep walking to a result but two high football iq plays from Kyle Feldt gave the Cowboys a late chance to steal the win.

Once again, the crackdown reared it's ugly head. Cowboys hooker Reece Robson was binned for a high tackle on a stooping Aiden Tolman which gave the Sharks enough room to work towards the full-time siren. Valentine Holmes tried a speculative two-point field goal but it fell short.

Both these sides were sat in seventh and ninth coming into this contest but the game was played like a late season dead rubber. Some of the options between the halves, some un-signed for 2022 were inexcusable and five straight sets saw the ball not kicked.

Cronulla Sharks showed the greater attacking bite, swimming out to a 12-nil lead. Utility Connor Tracey dived on a pinpoint Shaun Johnson kick then veteran prop Aaron Woods spun across from close range as the visitors looked to move into the top eight.

Being 12 points down shocked the Cowboys into action. Mid-season signing Tom Dearden sliced through to get

the Cowboys on the board then interchange prop Francis Molo surged onto the ball to make it 14-12.

Sharks extended the lead back to eight just before the break. A wonderful scrum play saw Ronaldo Mulitalo go over untouched, making it 20-12. The Cowboys had won five straight at their home ground but were in stark danger of that streak being snapped tonight.

It went to dire straits in the 64th minute, Chambers dived over from close range to make it 26-14. Cronulla Sharks remained comfortable and rolled through their sets on the way to taking two points back on the plane back to Sydney.

Enter Feldt. The mercurial winger somehow got towards the line in the 73rd then found an inch of space on the shortside the next set to reduce the deficit to two points. The crowd in Townsville were in the contest but the sin bin of Robson extinguished the contest. Sharks held on and move into 7th.

Friday | **PENRITH v SYDNEY ROOSTERS**



PENRITH PANTHERS (38)

Tries: Stephen Crichton, Nathan Cleary, Brian To'o (2), Isaah Yeo, Charlie Staines; **Conversions:** Nathan Cleary (5/5), Charlie Staines (0/1); **Penalty Goals:** Nathan Cleary (2/2)

SYDNEY ROOSTERS (12)

Tries: Fletcher Baker, Adam Keighran
Conversions: Adam Keighran (2/2)

Venue: BlueBet Stadium

Crowd: 14406

Halftime Score: Penrith 22 Sydney 12

LeagueUnlimited.com Players of the Match:

3 points - Nathan Cleary

2 points - Isaah Yeo

1 points - Brian To'o

OUR REPORT with SAM BOURKE

Cleary the conductor as Panthers roast the Chooks

A Nathan Cleary inspired Panthers has dominated the Sydney Roosters, running out 38-12 winners in huge victory in front of their home fans at Blue Bet Stadium tonight.

Despite carrying a nasty looking black eye into the match, Cleary was superb for Penrith after his side fell behind early to the visitors, the raging hot Dally M favourite then terrorised the Roosters defensive line again and again in one of the most dominant individual displays of the 2021 season so far. The NSW halfback scored a try and was involved in five others to go with four forced line drop outs and seven goals to have those fans north of the border very nervous of his sublime form heading into Origin II next week. Roosters coach Trent Robinson was critical of the crucial call from the Bunker, which resulted in Roosters prop Siosaia Taukeaho being sent to the Sin Bin following a high tackle on a slipping Nathan Cleary in the first half. While it was consistent with the recent NRL head high crackdown, the accidental contact cost the Roosters, with the Panthers trailing 12-6 at the time. By the time Taukeaho returned, the 12-man Roosters were punished by Penrith who ran in two tries and a penalty goal to take the momentum away

and go onto a commanding win.

From the kickoff it was the Roosters who were out of the blocks quickly, when makeshift five-eighth Joey Manu kicked for rookie Joseph Suaalii on the last. The ball then bounced off Suallii's shoulder and presented rookie backrower Fletcher Baker with a gift to score under the posts for the first try of his career and of the match. Adam Keighran converted from in front and it was 6-0 to the visitors in as many minutes. The Tricolours then continued their early dominance when off the back of a strong run from Jared Waerea-Hargreaves, hooker Adam Keighran caught the Panthers markers napping close to the line to sneak over from dummy half and give his side a two try lead. Joey Manu then turned the game for the opposition, when he knocked on in goal from the kick-off to give the home side a chance to get back into the game. Penrith were quick to capitalise, when Cleary kicked early on the third tackle for Stephen Crichton who managed to get to the ball first to strike back for the Panthers. With the Roosters leading 12-6, the game then turned on its head, when Taukeaho was sent to the Sin Bin following a high tackle on a slipping Nathan Cleary. It was unlucky, there was no intent, Cleary was fine but it was high contact and forceful which saw Taukeaho marched for ten minutes.

The Panthers immediately took advantage, when they spread

the ball wide off the scrum, which saw Matt Burton puts his winger Brian To'o over in the far corner to score. Cleary converted from out wide and Penrith tied the scores at 12-all. Roosters firebrand Jared Waerea-Hargreaves was then penalised for an illegal steal and Cleary took the two points on offer to edge in front. The Blues number 7 then ran riot, firstly running across field on the left-hand side to again create space for his centre Burton who again put Brian To'o over in the corner to score his second try to extend the lead to 18-12.

The Panthers then turned the screws, with Cleary and NSW halves partner Jarome Luai combining for a stunning four forced drop outs in a row. Under enormous pressure, Roosters backrower Egan Butcher was then penalised for another high tackle on Cleary after a kick. It again cost the visitors two more points with Cleary extending the lead to 22-12 at halftime. The Cleary show continued after the break, when the Penrith halfback dug deep into the Roosters defensive line and found space for lock Isaah Yeo who scored beside the posts. He then backed that effort up, kicking high on the last for Burton who batted the ball back for Cleary to go on a solo run to spin and twist his way over to score and extend the lead to 34-12. Cleary was then rushed at the line by the Roosters defence but the mercurial half could do no wrong with the pass bouncing off the wet grass into the hands of Charlie Staines to score in the corner to ice the game and give his side a dominant 38-12 win.

Saturday | **NEWCASTLE 10 WARRIORS 6**



NEWCASTLE KNIGHTS (10)

Tries: Lachlan Fitzgibbon, Brodie Jones
Conversions: Jake Clifford (0/2)
Penalty Goals: Jake Clifford (1/1)

WARRIORS (6)

Tries: Euan Aitken
Conversions: Reece Walsh (1/1)

Venue: McDonald Jones Stadium

Crowd: 9975

Halftime Score: Newcastle 4 Warriors 6

LeagueUnlimited.com Players of the Match:

3 points - Jake Clifford

2 points - Reece Walsh

1 points - Enari Tuala

OUR REPORT with ADAM HUXTABLE

Knights win slogfest against Warriors

The Newcastle Knights have secured an ugly yet required 2 competition points against the New Zealand Warriors, winning 10 points to 6 in the lowest scoring game of 2021 thus far.

There was a huge breeze blowing throughout the whole game, and it had an immediate effect, with the Knights kickoff being so shallow that Reece Walsh was forced to take the first run of the afternoon.

The Knights had all the possession and field position early in the match, however it was the Warriors who looked as if they'd cross first against the run of play, with Reece Walsh making a huge run downfield off a kick return. He had no one in front of him, but Jayden Brailey produced an inspirational captains play to run him down about 2 metres short of the line. On the ensuing set, the Warriors again looked over for all money, but Euan Aitken dropped it cold with nothing but daylight obstructing his 5 metre run to

the line. The Knights did a good job of building pressure, however it all counted for nought. Kurt Mann dropped the ball in the middle of a backline play and Euan Aitken was there to pounce. He was able to outrun Dom Young and score the first try of the match against all momentum.

Lachlan Fitzgibbon endured a terrible opening 25 minutes or so, knocking on twice in situations where the Knights were on the attack, but he made up for it around the 30 minute mark. Pearce threw a sweet short ball, and the line that he ran ensured he got over the top of Eli Katoa to hit back for the Knights. The score remained 6-4 when Jake Clifford sprayed the conversion to the right.

The wind continued to wreak havoc, with the ball blowing off the tee before the Warriors had the chance to kick off. When they finally were able to restart play, the ball went about 20 metres and sailed high through the sky. Roger Tuivasa-Sheck regathered, however the Warriors couldn't do anything with the golden attacking opportunity. Reece Walsh had done well under the high ball up to the 50th minute, however he was unable to handle Clifford's spiralling bomb. RTS touched it in an offside position, and Clifford was able to level up with a penalty goal.

The game became an arm wrestle, but not the good kind of arm wrestle, with errors made ad-nauseum by both sides. Jake Clifford tried to break the game open with a 40/20 in the 70th minute, but again nothing came of the next couple of sets.

The Warriors turned their attention to the one-pointers, but Reece Walsh went 0/2, with his first attempt charged down and his second away to the left.

Enari Tuala then did break the game open, with an electric run up the middle before linking up with Connor Watson, who was brought down 5 short of the line. The Knights took advantage of the momentum, swinging it left to find an open Brodie Jones, who crashed over to give the Knights the lead in the 77th minute.

The Warriors couldn't come back amidst a chaotic final 2 minutes.

Next round, the Warriors play the Dragons on the Central Coast on the Friday after Origin, while the Knights are back at home on the Saturday against the Cowboys.

NRL: ROUND 15 WRAP

Saturday | ST GEORGE ILLAWARRA 22 CANBERRA 20



ST GEORGE ILLAWARRA DRAGONS (22)

Tries: Billy Burns, Corey Norman, Gerard Beale, Tyrell Sloan

Conversions: Corey Norman (2/4)

Penalty Goals: Corey Norman (1/1)

CANBERRA RAIDERS (20)

Tries: Corey Harawira-Naera, Sebastian Kris, Joseph Tapine

Conversions: Sam Williams (3/3); Penalty Goals: Sam Williams (1/1)

Venue: WIN Stadium

Crowd: 9239

Halftime Score: St George Illawarra 6 Canberra 14

LeagueUnlimited.com Players of the Match:

3 points - Ben Hunt

2 points - Jack de Belin

1 points - Josh Papali'i

OUR REPORT with ANDREW JACKSON

Hunt's Origin statement as Raiders fade again

Ben Hunt has put his hand up for a State of Origin recall after a masterful display in the Dragons' 22-20 comeback win over Canberra.

Hunt is at his best taking on the line and ran 16 times for 132 metres in the win.

It was an all-round statement from the former Maroon who added three linebreaks, two linebreak assists, a try assist and a 40-20.

Meanwhile, Jack de Belin had his best performance since returning to the NRL after running for a team-high 155 metres and making 31 tackles.

For the Raiders it was yet another second-half fadeout after blowing an early 12-0 lead.

The opening try of the night was a simple one - with Canberra lining up outside men on the right edge but

Josh Hodgson instead played it short and direct for Corey Harawira-Naera who crashed over. Poor last-tackle options continued to prove costly for the Dragons, who were battling for ascendancy running into the wind.

Struggling to make sense of how to handle the conditions, the home side were made to pay for its indecisiveness after a cheap turnover saw the Raiders extend the lead through Sebastian Kris.

If there was one Dragon though who was leading the way it was Ben Hunt, whose running game proved dangerous on multiple occasions in the first half. In the 31st minute though it was Hunt's ball-playing that came up trumps, passing it against the grain for Billy Burns who sliced through.

Sam Williams impressed off the boot in testing conditions, nailing both conversions for Canberra plus a late penalty goal to make it 14-6 at the break. The Raiders quickly extended the buffer when Joe Tapine surged over to capitalise on a Hunt error.

There was then quite the drama early in the second half as Xavier Savage was brought on as 18th man after Kris

failed to return following dangerous contact from Jack Bird. Bird though was not sent to the bin or sent off, meaning the 18th man should not have been activated and Savage's debut was eventually cut short.

Tyrell Sloan, on the other hand, was swarmed on after scoring on debut after chipping on the last and following through to support Corey Norman. It came after Hunt once again proved the spark when he took the line on and once again linked with Billy Burns who put Gerard Beale over.

Jack Wighton had also threatened at times with his running game and looked to have scored when he danced through in the 59th minute but an obstruction was later ruled. Hunt though continued to make a statement to Queensland selectors as he nailed a 40-20 that led to Paul Vaughan offloading to put Norman over as the Dragons hit the lead for the first time in the game.

It ended up being enough as the Dragons held on for a tense win, with the Raiders complaining late of a second effort that forced Semi Valemei into touch and buried any chance of a late victory.

Saturday | MELBOURNE 66 WESTS TIGERS 16



MELBOURNE STORM (66)

Tries: Brandon Smith, Nicholas Hynes, Cameron Munster, Dale Finucane, Nelson Asofa-Solomona, Reimis Smith (2), Felise Kaufusi, Jahrome Hughes (2), Tom Eisenhuth, Harry Grant; Conversions: Nicholas Hynes (9/12)

WESTS TIGERS (16)

Tries: Tommy Talau, Luke Garner, David Nofalo; Conversions: Luke Brooks (2/3)

Venue: Sunshine Coast Stadium

Crowd: 5328

Halftime Score: Melbourne 40 Wests Tigers 0

LeagueUnlimited.com Players of the Match:

3 points - Jahrome Hughes

2 points - Brandon Smith

1 points - Dale Finucane

OUR REPORT with JOSH ROBERTSON

Embarrassing Tigers blown away by Sparkling Storm

The Melbourne Storm have totally and utterly embarrassed the Wests Tigers following their 66-16 victory at the Sunshine Coast Stadium.

It was all the Victorians to start the contest as they scored in just the third minute when the Tigers defence allowed the Storm to make 100m in their opening set and gave them six more on their own line. A massive gap in the defensive line allowed Brandon Smith to dive over from dummy half.

The Tigers couldn't get their hands on the ball and the points continued to flow for Melbourne as they ran 100m in attack and at the end of the set Nicho Hynes was able to score. The Storm were actually forced into a last tackle kick and some dumb play by Daine Laurie to flirt with the sideline whilst shadowing the ball meant the ball came off the Tigers fullback to go into touch. This gave Melbourne more attacking position which they duly crossed after

Cam Munster was able to fight his way over the line and slam the ball down despite looking to be held. The conversion pushed the lead out to 18. The points didn't slow down at all for Melbourne as Dale Finucane crossed with absolute ease. If things weren't embarrassing enough for the Tigers, Nelson Asofa-Solomona crossing out of dummy on last tackle probably topped things off and after Nicho Hynes converted Melbourne lead 30-0 after just 17 minutes.

Getting their hands on the ball helped the Tigers slow the scoring and they were denied an effort to Alex Seyfarth when the ball was knocked on in the lead-up. The Tigers embarrassed themselves and their fans again when Tommy Talau dropped the ball on a simple hit-up and it landed fortunately for Jahrome Hughes to put Reimis Smith over for the Storm's sixth try of the night. The Storm added their final try of the half when Felise Kaufusi strolled over to score, Nicho Hynes had his first miss with the boot and the Storm lead 40-0 at the break.

If the Tigers wanted a change in the second half, it wasn't coming very quickly as things looked eerily similar to the first half as they could barely get their hands on the ball. The Storm opened the scoring just a minute into the

second half when Jahrome Hughes crossed after some poor defence from the Tigers. The points continued to flow as the Melburnians as they yet again went the full length in the ensuing set and Reimis Smith was able to chase through and get to a George Jennings kick to score. The fragility of the Tigers defence was on show again when Tom Eisenhuth was able to get through to score before Harry Grant took advantage chasing through his own kick to score, the Storm went on to lead 60-0 after just 50 minutes.

The Tigers were denied again by the bunker after Ken Maumalo had his efforts knocked back due to an obstruction infield but it wasn't long before the Tigers were able to get points on the board when Tommy Talau scored. The Tigers continued to put a very small touch of respectability back into the scoreboard when Luke Garner scored.

Jahrome Hughes added his second try of the night with ten minutes to play after he was allowed to step his way through some poor defence from the Tigers. The Tigers capped the night off with a try to David Nofalo to claim "last try wins" jokes.

Sunday | PARRAMATTA 36 CANTERBURY-BANKSTOWN 10



PARRAMATTA EELS (36)

Tries: Ryan Matterson, Mitchell Moses, Shaun Lane, Reagan Campbell-Gillard, Sean Russell (2)

Conversions: Mitchell Moses (6/6)

CANTERBURY-BANKSTOWN BULLDOGS (10)

Tries: Dylan Napa, Tuipulotu Katoa

Conversions: Jake Averillo (1/2)

Venue: Bankwest Stadium

Crowd: 17276

Halftime Score: Parramatta 6 Canterbury-Bankstown 10

LeagueUnlimited.com Players of the Match:

3 points - Mitchell Moses

2 points - Clinton Gutherson

1 points - Isaiah Papali'i

OUR REPORT with ADAM HUXTABLE

Late surge sees Eels blow out the Doggies

The Parramatta Eels have made it 3 wins in a row, coming back from a half-time deficit to beat the Canterbury-Bankstown Bulldogs by 26, the final score at Bankwest Stadium 36-10.

The Eels were able to get on the board first, with Mitch Moses putting in a crossfield kick that couldn't be handled by Schoupp. Ryan Matterson stripped the ball and dived over to make it 4-0 after the bunker had finished checking it. Moses converted and it looked as though it may all be one way traffic.

That wasn't the case however, with the Bulldogs digging in over the next 20 minutes to make it an arm wrestle, made easier through some silly errors made by the Eels.

They were able to get themselves on the board through some

hard nosed attack that built pressure, culminating in a bomb that Clint Gutherson was unable to handle and Dylan Napa was the beneficiary. He scooped up the loose ball to score his first try since Round 3, 2019.

Mistakes in back to back sets from the Eels gave the Dogs prime opportunity to hit the lead before the break, and they did exactly that. Marata Niukore made high contact and was sent to the bin, and after forcing consecutive dropouts, Canterbury were able to capitalise on the one man advantage. Brandon Wakeham threw a nice cutout pass to Tuipulotu Katoa, who dived for the in goal and at half time, they were up 10-6.

Initially, the Bulldogs appeared to bring the same intensity to the second half, however it all began unravelling in the 46th minute. They had to kick from deep inside their own half, and Jake Averillo's pass cannoned into Napa, who knocked on and didn't dive on the loose ball. That allowed Moses to toe it ahead into the in goal, and he was held back illegally by Brandon Wakeham.

It was the view of the officials in the bunker that Moses would've scored the try had he not been illegally held back, a penalty try

was awarded and the Eels hit the lead after the conversion went over.

The signs were ominous for the Doggies when Shaun Lane went right through a hole shortly after and was able to show and go his way past Nick Meaney and score the Eels third try.

Throughout the first 15 minutes of the second half, the Eels had 82% possession, and it didn't get any easier for the Blue and White's when Luke Thompson was sin binned in the 56th minute. It took the Eels around 8 minutes, but they also took advantage of the extra man, with Junior Paulo laying it on a platter for Reagan Campbell-Gillard, who scored his 4th try of the year.

At 26-10 with ten minutes to go, the Bulldogs were well and truly done, and Clint Gutherson was able to add insult to injury by laying on two tries for Sean Russell, making it a debut to remember for the 19-year old.

Next round, the Eels face a challenge in Penrith on the Friday night, while the Dogs will host Manly the next afternoon.

Sunday | MANLY-WARRINGAH 56 GOLD COAST 24



GOLD COAST TITANS (24)

Tries: Jayden Campbell, Greg Marzhev (2), Patrick Herbert, David Fifita; **Conversions:** Jamal Fogarty (2/5)

MANLY-WARRINGAH SEA EAGLES (56)

Tries: Tom Trbojevic (3), Reuben Garrick (4), Jason Saab (2),

Haumole Olakau'atu, Daly Cherry-Evans

Conversions: Reuben Garrick (6/11)

Venue: Cbus Super Stadium

Crowd: 14408

Halftime Score: Gold Coast 24 Manly-Warringah 8

LeagueUnlimited.com Players of the Match:

3 points - Tom Trbojevic

2 points - Taniela Paseka

1 points - Reuben Garrick

OUR REPORT with ROBERT CROSBY

Sea Eagles soar in second half massacre

A second half comeback has seen the Manly Sea Eagles embarrass the Gold Coast Titans 56-24 in Daly Cherry-Evans' 250th NRL game.

In a match where defence was rarely sighted, the Sea Eagles fought back from an 8-24 deficit to post 48 unanswered points after halftime in front of 14,408 supporters at CBUS Super Stadium

Winger Reuben Garrick had an afternoon to remember with a personal haul of 28 points (4 tries, 6 goals), while Tom Trbojevic continued to enhance his reputation as the game's most influential player with a hat-trick of tries and assists.

In a first half where the Titans dominated with close to 70 per cent of the ball and a perfect completion rate, Jayden Campbell (7th minute) posted first points after running onto a well-weighted grubber from Tyrone Peachey.

In a rare period of joy for the visitors, Trbojevic touched down for two tries in consecutive sets (12th and 14th minutes) to give the Sea Eagles a fleeting 8-6 lead.

Regaining the advantage after a cross field kick from Ashley Taylor allowed Greg Marzhev (20th minute) to score his first try on home soil, the mature-aged debutant posted his second (27th minute) after Campbell confidently toed the ball in-goal.

Heaping further misery upon the Sea Eagles as Patrick Herbert (31st minute) added his name to the scoresheet, the Titans headed to the sheds up 24-8 through David Fifita (37th minute) who pounced on a grubber from Peachey.

Coming out of the sheds with a rejuvenated sense of identity, Jason Saab (43rd minute) raced 50 metres before Kieran Foran and Trbojevic combined to send Garrick (46th minute) over out wide.

Introducing Dylan Walker - playing his 150th NRL game - midway through the second half, the injection of the interchange utility coincided with Saab (52nd minute)

crossing for his second.

Hitting the front with Garrick (55th minute) collecting his second, a Taniela Paseka break off the kick-off appeared to gift Tom Trbojevic his hat-trick only for the bunker to rule the fullback had lost the ball.

Continuing the flow of points with Garrick (58th minute) and Trbojevic (60th minute) collecting their hat-tricks, Brad Parker selflessly gave Garrick (64th minute) his fourth to put the Sea Eagles up 44-24.

Taking the score past 50 with Haumole Olakau'atu (71st minute) touching down millimetres before the dead ball line, Cherry-Evans (75th minute) capped his milestone match with the final try of the afternoon.

Following next week's representative bye, the Titans will travel to Canberra to take on the Raiders, while the Sea Eagles will face the Bulldogs at Bankwest Stadium.

QRL INTRUST SUPER CUP - ROUND 11

Townsville Blackhawks 18 Tries: Bacho Salam, Jaelen Feeney 2, Michael Carroll; Goals: Shaun Nona 1 **def Sunshine Coast Falcons 16** Tries: Louis Geraghty 2, Luke Polselli; Goals: Todd Murphy 2 **at Sunshine Coast Stadium**

Norths Devils 40 Tries: Leivaha Pulu 2, Dale Copley, Jonathon Reuben, Bernard Gregorius, Ethan Bullemor, Tony Tumusa, Danny Levi; Goals: Connor Broadhurst 4 **def Northern Pride 22** Tries: Bernard Lewis, Jayden Corrigan, Shawn Bowen, Josh Stuckey; Goals: Tom Steadman 3 **at Bishop Park**

CQ Capras 17 Tries: Radean Robinson, McKenzie Yei, Jack Gibbons; Goals: Caleb Tull 2; Field Goals: Jack Madden 1 **drew with Ipswich Jets 17** Tries: Ono So'oialo, Josh Cleeland; Goals: Josh Cleeland 4; Field Goals: Josh Cleeland 1 **at Browne Park**

Burleigh Bears 40 Tries: Anthony Don 2, Luke Page, Jonus Pearson, Shallin Fuller; Hayden Schwass, Conner Toia, Andre Niko; Goals: Tanah Boyd 4 **def PNG Hunters 6** Tries: Rau Kobale; Goals: Ase Boas 1 **at Cbus Super Stadium**

Tweed Seagulls 14 Tries: Talor Walters, Treyman Spry, Herman Ese'ese; Goals: Lindon McGrady 1 **def Redcliffe Dolphins 12** Tries: Cameron Cullen, Manaia Cherrington; Goals: Viliani Vailea 2 **at Piggabeen Sports**

Wynnum Manly Seagulls 24 Tries: Jack Campagnolo, Ryan O'Keefe, Matiu Love-Henry, David Mead; Goals: Jack Campagnolo 4 **def Brisbane Tigers 14** Tries: Joseph Gilmour, Oliver Pascoe; Goals: Brayden Torpy 3 **at BMD Kougari Oval**

Souths Logan Magpies 38 Tries: Justin Fai 2, Brad Frith, Jacob Alick, Jamayne Isaako, Corey Oates; Goals: Jamayne Isaako 5 **def Mackay Cutters 20** Tries: Brandon Finnegan, Jack Quinn, Jake Riley, Matiu Stone-Dunn; Goals: Daejarn Asi 1, Jack Quinn 1 **at Davies Park**

Pos	Team	P	W	L	D	F	A	+/-	Pts
1	Wynnum	11	10	1	0	375	200	175	20
2	Norths	11	10	1	0	324	220	104	20
3	Tweed	11	8	2	1	290	232	58	17
4	Souths Logan	11	7	4	0	366	270	96	14
5	Burleigh	11	7	4	0	289	208	81	14
6	Redcliffe	11	7	4	0	264	248	16	14
7	Pride	11	6	3	2	230	237	-7	14
8	Townsville	11	6	5	0	308	222	86	12
9	SC Falcons	11	5	6	0	288	274	14	10
10	Brisbane	11	3	8	0	222	270	-48	6
11	PNG	11	3	8	0	232	321	-89	6
12	Ipswich	11	1	9	1	227	367	-140	3
13	Capras	11	0	9	2	177	347	-170	2
14	Mackay	11	1	10	0	194	370	-176	2

QRL U21 HASTINGS DEERING COLTS - ROUND 9

Brisbane Tigers 28 Tries: Ronald Phillitoga 2, Zachary Croft, Jonah Glover, Solomon Faataape, Lachlan West; Goals: Jonah Glover 1, Jonah Pezet 1 **def Townsville Blackhawks 26** Tries: Adam Mitchell, Mitch Fogarty, Jesse Yallop, Jordan Lipp, Jake Bourke; Goals: Zac Laybutt 3 **at Jack Manski Oval**

Mackay Cutters 34 Tries: Tyler Holmes 2, Caleb Sinn, Aidan Beard, Henri Stocks, Jack Hoffmann; Goals: Henri Stocks 5 **def Burleigh Bears 6** Tries: Tony Francis; Goals: Cameron Brown 1 **at Pizzey Park**

CQ Capras 34 Tries: Keinan Smith 2, Jaxon Crockford, Harlem Russell, Riley Shadlow, Travis Field; Goals: Travis Field 5 **def Northern Pride 30** Tries: Sami Raivaroro, Jack Bowyer, Zane Knowles, Ezra Tokarahi, Matua Robinson, Taniela Ta'ufu'ou; Goals: Zane Knowles 3 **at Browne Park**

Redcliffe Dolphins 32 Tries: Samuel Elara, Peesi Kepu 2, Kyle Barnwell, Daeon Amituanai, Eric Vaafusuaga; Goals: Sam Thompson 4 **def Norths Devils 16** Tries: Sosefo Filipine, Mose Tuifao-Papalii, Lodoviko Cokanauto; Goals: Hayden Rowbotham 2 **at Bishop Park**

Wynnum Manly Seagulls 30 Tries: Harrison Graham, Grand Hagai, Devontai Seumanutafa, Ben Farr, Alec MacDonald; Goals: Braden Whittaker 5 **def Tweed Seagulls 12** Tries: James Torrens, Troy Duckett, John-Thomas Manufofetoa **at BMD Kougari Oval**

Western Mustangs 56 Tries: Benji Neliman 2, Connor Clement, Alex Brighton, Kyle Petersen, Nicholas Teske, Oliver Bichel, Brandon Clarke, Lachlan Swan, Leslie Hartvigsen; Goals: Matt Wilson 8 **def Ipswich Jets 28** Tries: Kaylis Barrott 2, Harry Ma'o, Lochlan Turnbull, Isaac Fels; Goals: Lochlan Turnbull 4 **at Valleys Herb Steinohrt Oval**

Sunshine Coast Falcons 52 Tries: Jaiden Zanchetta 2, Nick Ellems, Pat McGinn, Jai Smoothy, Matt Baker 2, Kaleb Sutton, Dylan Carolan; Goals: Jai Smoothy 6, Joseph Lowe 2 **def Souths Logan Magpies 32** Tries: Feao Maka 2, Fa'ata'ape Timai, Leevai Sutton, Josh James, Ben Smith; Goals: Josh James 4 **at Davies Park**

Pos	Team	P	W	L	D	F	A	+/-	Pts
1	Wynnum	9	7	1	1	404	148	256	15
2	Brisbane	9	7	2	0	328	208	120	14
3	Redcliffe	9	6	3	0	310	222	88	12
4	SC Falcons	9	6	3	0	306	226	80	12
5	Townsville	9	5	4	0	310	186	124	10
6	Souths Logan	9	5	4	0	347	264	83	10
7	Burleigh	9	5	4	0	294	240	54	10
8	Tweed	9	5	4	0	250	230	20	10
9	Mackay	9	4	4	1	216	240	-24	9
10	Norths	9	4	5	0	274	250	24	8
11	Capras	9	4	5	0	230	344	-114	8
12	Pride	9	3	6	0	234	352	-118	6
13	Mustangs	9	1	8	0	150	486	-336	2
14	Ipswich	9	0	9	0	156	413	-257	0

NRL MATCH REVIEW

Round 15 Charge Sheet

Player	Club	Charge - Grade	On who?	Base Penalty	Priors / discounts (loading)	Carry overs	Points/fine if guilty	Points/fine if early plea	Plea / result	Suspension / fine	Carryovers accrued
Tevita PANGAI JUNIOR	Brisbane	Crusher Tackle - 1	Cameron Murray	200	1 x similar, 3 x non-similar (+110%)	0	410	320	Guilty - early plea	3 matches	20
Siosiaua TAUKEIAHO	Sydney	Careless High Tackle - 1	Nathan Cleary	\$1500	1 x similar (+50%)	N/A	\$2250	\$1700	Not guilty at judiciary	None	N/A
Lachlan FITZGIBBON	Newcastle	Careless High Tackle - 1	Kodi Nikorima	\$1500	1 x similar (+50%)	N/A	\$2250	\$1700	Guilty - early plea	\$1700	N/A
Ben MURDOCH-MASILA	Warriors	Careless High Tackle - 1	Hymel Hunt	\$1500	1 x similar (+50%)	N/A	\$2250	\$1700	Guilty - early plea	\$1700	N/A
Mikaele RAVALAWA	St Geo Illa	Shoulder Charge - 1	Elliott Whitehead	200	2 x similar (+100%)	77	477	377	Guilty at judiciary	4 matches	77
Nelson ASOFA-SOLOMONA	Melbourne	Dangerous Contact - head/neck - 1	Joe Ofahengaue	100	4 x non-similar (+80%)	70	250	205	Guilty - early plea	2 matches	5
Marata NIUKORE	Parramatta	Careless High Tackle - 1	Josh Jackson	\$1500	1 x similar, 2 x non-similar (+90%)	N/A	\$2850	\$2150	Guilty - early plea	\$2150	N/A
Nathan BROWN	Parramatta	Careless High Tackle - 1	Tui Katoa	\$1500	1 x similar, 2 x non-similar (+90%)	N/A	\$2850	\$2150	Guilty - early plea	\$2150	N/A
Luke THOMPSON	Canterbury	Dangerous Contact - other - 1	Dylan Brown	\$1500	1 x non-similar (+20%)	N/A	\$1800	\$1350	Guilty - early plea	\$1350	N/A
Morgan HARPER	Manly	Dangerous Contact - other - 1	Ash Taylor	\$1500	1 x non-similar (+20%)	N/A	\$1800	\$1350	Guilty - early plea	\$1350	N/A

2021 NRL DRAW

ROUND 15

Thursday, Jun 17
Friday, Jun 18

Saturday, Jun 19

Sunday, Jun 20

June 17-20

Brisbane v Souths
North Qld v Cronulla
Penrith v Sydney
Newcastle v Warriors
St Geo Illa v Canberra
Melbourne v Wests Tigers
Parramatta v Canterbury
Gold Coast v Manly

Beanies for Brain Cancer Round

0-46 Suncorp 7:50pm
24-26 QLD C.B. 6:00pm
38-12 Bluebet 7:55pm
10-6 McD. Jones 3:00pm
22-20 WIN 5:30pm
66-16 Sun. Coast 7:35pm
36-10 Bankwest 2:00pm
24-56 Cbus 4:05pm

ROUND 21

Thursday, Aug 5
Friday, Aug 6

Saturday, Aug 7

Sunday, Aug 8

August 5-8

Newcastle v Brisbane McDonald Jones 7:50pm
Canberra v St Geo Illa GIO Stadium 6:00pm
Parramatta v Souths Bankwest 7:55pm
Warriors v Cronulla Central Coast 3:00pm
Sydney v Penrith SCG 5:30pm
Manly v Melbourne 4 Pines Park 7:35pm
Canterbury v Wests Tigers Belmore 2:00pm
Gold Coast v North Qld Cbus Super 4:05pm

WOMEN'S ORIGIN

Friday, Jun 25

ORIGIN 2

Sunday, Jun 27

June 25

QLD v NSW

June 27

QLD v NSW

Sunshine Coast 7:45pm

Suncorp Stadium 7:50pm

ROUND 22

Thursday, Aug 12
Friday, Aug 13

Saturday, Aug 14

Sunday, Aug 15

August 12-15

Melbourne v Canberra AAMI Park 7:50pm
St Geo Illa v Penrith WIN Stadium 6:00pm
Brisbane v Sydney Suncorp 7:55pm
Souths v Gold Coast Central Coast 3:00pm
North Qld v Wests Tigers QLD Country Bank 5:30pm
Manly v Parramatta 4 Pines Park 7:35pm
Warriors v Canterbury Mt Smart Stadium 2:00pm
Cronulla v Newcastle Netstrata Jubilee 4:05pm

Women in League Round

ROUND 16

Thursday, Jul 1
Friday, Jul 2

Saturday, Jul 3

Sunday, Jul 4

July 1-4

Sydney v Melbourne SCG 7:50pm
Warriors v St Geo Illa Central Coast 6:00pm
Penrith v Parramatta Bluebet Stadium 7:55pm
Canterbury v Manly Bankwest 3:00pm
Canberra v Gold Coast GIO Stadium 5:30pm
Newcastle v North Qld McDonald Jones 7:35pm
Brisbane v Cronulla Suncorp 2:00pm
Wests Tigers v Souths Leichhardt 4:05pm

ROUND 23

Thursday, Aug 19
Friday, Aug 20

Saturday, Aug 21

Sunday, Aug 22

August 19-22

Gold Coast v Melbourne Cbus Super 7:50pm
Canberra v Manly GIO Stadium 6:00pm
Penrith v Souths Bluebet Stadium 7:55pm
Wests Tigers v Cronulla Scully Park, Tamworth 3:00pm
Canterbury v Newcastle Stadium Australia 5:30pm
Parramatta v North Qld Bankwest 7:35pm
St Geo Illa v Sydney Netstrata Jubilee 2:00pm
Brisbane v Warriors Suncorp 4:05pm

ROUND 17

Thursday, Jul 8
Friday, Jul 9
Saturday, Jul 10
Sunday, Jul 11
Byes

July 8-11

Manly v Canberra 4 Pines Park 7:50pm
Souths v North Qld Stadium Australia 7:55pm
Canterbury v Sydney Bankwest 7:35pm
Cronulla v Warriors Netstrata Jubilee 4:05pm
Brisbane, St Geo Illa, Parramatta, Newcastle, Penrith, Melbourne, Wests Tigers, Gold Coast

ROUND 24

Thursday, Aug 26
Friday, Aug 27

Saturday, Aug 28

Sunday, Aug 29

August 26-29

Newcastle v Gold Coast McDonald Jones 7:50pm
Warriors v Canberra Central Coast 6:00pm
Sydney v Souths SCG 7:55pm
St Geo Illa v North Qld WIN Stadium 3:00pm
Cronulla v Brisbane Netstrata Jubilee 5:30pm
Melbourne v Parramatta AAMI Park 7:35pm
Manly v Canterbury 4 Pines Park 2:00pm
Penrith v Wests Tigers Bluebet Stadium 4:05pm

ORIGIN 3

Wednesday, Jul 14

July 14

NSW v QLD Stadium Australia 8:10pm

ROUND 18

Friday, Jul 16
Saturday, Jul 17

Sunday, Jul 18

July 16-18

Gold Coast v Parramatta Cbus Super 6:00pm
Manly v St Geo Illa 4 Pines Park 7:55pm
Canberra v Cronulla GIO Stadium 3:00pm
North Qld v Sydney QLD Country Bank 5:30pm
Melbourne v Newcastle AAMI Park 7:35pm
Warriors v Penrith Central Coast 2:00pm
Brisbane v Wests Tigers Suncorp 4:05pm
Souths v Canterbury Stadium Australia 6:15pm

ROUND 25

Thursday, Sep 2
Friday, Sep 3

Saturday, Sep 4

Sunday, Sep 5

September 2-5

Canberra v Sydney GIO Stadium 7:50pm
Cronulla v Melbourne Netstrata Jubilee 6:00pm
Parramatta v Penrith Bankwest 7:55pm
Brisbane v Newcastle Suncorp 3:00pm
North Qld v Manly QLD Country Bank 5:30pm
Souths v St Geo Illa Stadium Australia 7:35pm
Gold Coast v Warriors Cbus Super 2:00pm
Wests Tigers v Canterbury Campbelltown 4:05pm

ROUND 19

Thursday, Jul 22
Friday, Jul 23

Saturday, Jul 24

Sunday, Jul 25

July 22-25

Parramatta v Canberra Bankwest 7:50pm
Sydney v Newcastle SCG 6:00pm
North Qld v Melbourne QLD Country Bank 7:55pm
Souths v Warriors Sunshine Coast 3:00pm
Manly v Wests Tigers Central Coast 5:30pm
Penrith v Brisbane Bluebet Stadium 7:35pm
St Geo Illa v Gold Coast Netstrata Jubilee 2:00pm
Canterbury v Cronulla Bankwest 4:05pm

ROUND 20

Thursday, Jul 29
Friday, Jul 30

Saturday, Jul 31

Sunday, Aug 1

July 29-August 1

Sydney v Parramatta SCG 7:50pm
Wests Tigers v Warriors Bankwest 6:00pm
Brisbane v North Qld Suncorp 7:55pm
St Geo Illa v Souths WIN Stadium 3:00pm
Newcastle v Canberra McDonald Jones 5:30pm
Melbourne v Penrith AAMI Park 7:35pm
Canterbury v Gold Coast Venue TBC 2:00pm
Cronulla v Manly Netstrata Jubilee 4:05pm

WEEK 1

Day/Time TBC
Day/Time TBC
Day/Time TBC
Day/Time TBC

WEEK 2

Day/Time TBC
Day/Time TBC

WEEK 3

Day/Time TBC
Day/Time TBC

SEPTEMBER 10-12

QF 1 1 v 4
QF 2 2 v 3
EF 1 5 v 8
EF 2 6 v 7

Qualifying & Elimination Finals

Venue TBC
Venue TBC
Venue TBC
Venue TBC

SEPTEMBER 17-18

SF 1 L QF 1 v W EF 1
SF 2 L QF 2 v W EF 2

Semi Finals

Venue TBC
Venue TBC

SEPTEMBER 24-25

PF 1 W QF 1 v W SF 2
PF 2 W QF 2 v W SF 1

Preliminary Finals

Venue TBC
Venue TBC

GRAND FINAL

Sun, Time TBC

OCTOBER 2

W PF 1 v W PF 2

Stadium Australia

All matches except Grand Final & Origin broadcast live on Fox League & Kayo Sports. Thu 7:50pm, Fri 7:55pm and Sun 4:05pm matches, all Finals, Grand Final and Origin are broadcast live on the Nine Network. NOTE: NRL draw is subject to change - visit LeagueUnlimited.com for updated fixtures. All times listed are NSW/VIC/ACT local.

Matches marked with an *asterisk were decided in Golden Point Extra Time



JOIN THE CONVERSATION
@LEAGUEUNLIMITED

LU.

THE FRONT ROW FORUMS

**AUSTRALIA'S BIGGEST RUGBY
LEAGUE DISCUSSION BOARDS
HAVE A FRESH NEW LOOK!**

Check it out now...

forums.leagueunlimited.com

THERE IS NO OFF-SEASON